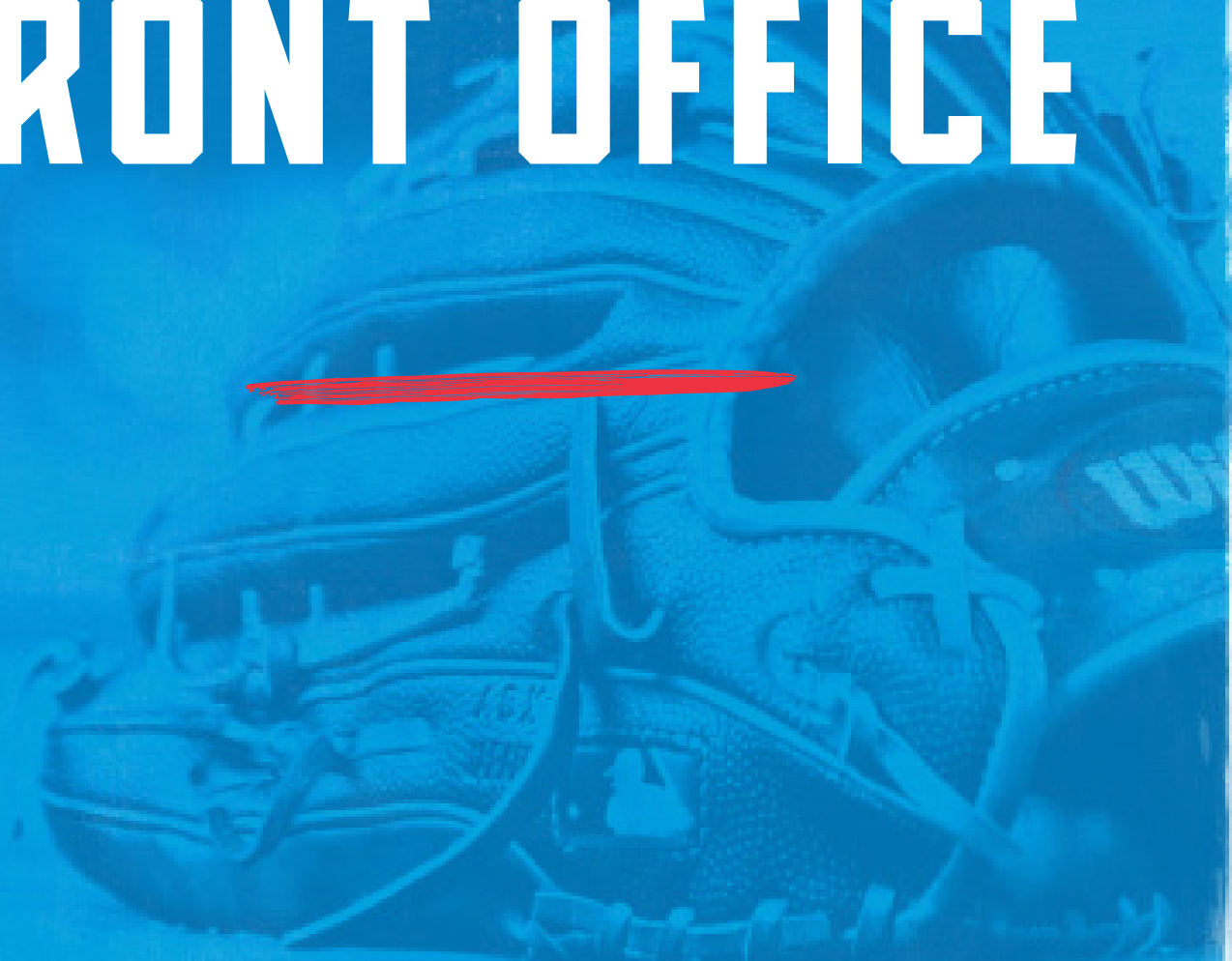




2024 MIAMI MARLINS
MEDIA GUIDE



FRONT OFFICE



2024 MIAMI MARLINS FRONT OFFICE

EXECUTIVE MANAGEMENT

Chairman and Principal Owner.....	Bruce Sherman
President, Business Operations.....	Caroline O'Connor
President, Baseball Operations.....	Peter Bendix

ADMINISTRATIVE SERVICES

Executive Assistant, Business Operations.....	Medina Alijagic
Executive Assistant, Baseball Operations.....	Carolina Zapata

BASEBALL OPERATIONS

Assistant General Manager.....	Brian Chattin
Assistant General Manager.....	Daniel Greenlee
Assistant General Manager.....	Gabe Kapler
Assistant General Manager.....	Oz Ocampo
Director, Baseball Operations.....	Vinesh Kanthan
Director, Special Projects.....	Sara Goodrum
Director, Team Travel & Clubhouse Operations.....	Max Thomas
Assistant Director, Baseball Operations.....	Matthew Marks
Manager, Baseball Operations.....	Jordan Jackson

BASEBALL ANALYTICS

Director, Analytics.....	Myles Lewis
Coordinator, Baseball Data.....	Justin Littman
Coordinator, Baseball Information Services.....	Bradley Woodrum
Senior Analyst.....	Robert Knopf
Senior Analyst.....	Tim Pugh
Major League Analyst.....	Jennifer Brann
Analyst.....	Jacob Bickman
Analyst.....	Sumair Shah
Data Engineer.....	James Heneghan
Special Assistant.....	Michael Czahor

SCOUTING, PLAYER DEVELOPMENT & INTERNATIONAL OPERATIONS

Vice President, Player Personnel.....	Sam Mondry-Cohen
Director, Amateur Scouting.....	Frankie Pilliere
Director, International Scouting.....	Roman Ocumarez
Director, Minor League Operations.....	Hector Crespo
Director, Player Development.....	Rachel Balkovec
Assistant Director, Amateur Scouting.....	Joshua Kapiloff
Assistant Director, International Scouting.....	Daniel Hernandez-Beayne
Assistant Director, Minor League Operations.....	Danny Henriquez
Assistant Director, Pro Scouting.....	Alexandria Rigoli
Coordinator, Minor League Video.....	Timothy Sylvester
Analyst, Amateur Scouting.....	Justin Brands
Analyst, Player Development.....	Jonas Thoms

MEDICAL AND CLUBHOUSE

Senior Medical Director.....	Mike Baraga, M.D.
Senior Sports Scientist.....	Scot Morrison
Head Athletic Trainer.....	Lee Meyer
Assistant Athletic Trainer.....	Richard Lembo
Assistant Athletic Trainer.....	Ben Potenziano
Major League Physical Therapist.....	Andrew Turpin
Major League Strength & Conditioning Coach.....	Brendan Verner
Rehab Athletic Trainer.....	Shelby Perry
Massage Therapist.....	Koji Tanaka
Minor League Rehab Strength & Conditioning Coordinator.....	Alexander Pons
Special Advisor.....	John Silverman
Home Clubhouse Manager.....	Michael Diaz
Visiting Clubhouse Manager.....	Rock Hughes

ANALYTICS & STRATEGY

Vice President, Analytics & Strategy.....	Christian Lowe
Director, Analytics & Strategy.....	Christopher Craven
Director, Consumer Strategy & Insights.....	Jessica Lee
Senior Manager, Ticket Systems & Reporting.....	John Jola
Coordinator, Business Analytics.....	Gregory Hilska
Coordinator, CRM.....	Lauren Coleman
Coordinator, Ticket Systems.....	Laura Ramirez

FRONT OFFICE

FIELD STAFF

PLAYERS

CLUB HISTORY

SEASON IN REVIEW

OPPONENTS

GENERAL INFORMATION

2024 MIAMI MARLINS FRONT OFFICE

TICKET OPERATIONS

Manager, Ticket Operations.....	Jose Braojos
Manager, Ticket Operations.....	Gerry Fernandez
Coordinator, Ticket Operations.....	Erich Aguilar
Coordinator, Ticket Operations.....	Yanelis Fundora

BALLPARK OPERATIONS AND EVENTS

Vice President, Operations & Events.....	Anthony Favata
Director, Event Operations.....	Elliot Saks
Director, Guest Services.....	Cristina Corpion
Senior Manager, Event Booking.....	Morgan Cole
Manager, Ballpark Services.....	Roberto Buitrago
Manager, Event Operations.....	Jayne Kawalec
Manager, Event Operations.....	Ernesto Penton
Manager, Fan Services.....	John-Albert Rodriguez
Coordinator, Ballpark Operations.....	Matthew Barrios
Coordinator, Event Booking.....	Riley Madsen
Coordinator, Event Operations.....	Cameron Jones
Coordinator, Guest Experience.....	Jessica Galloza
Entertainment Booker.....	Brent Freed

COMMUNICATIONS & BROADCASTING

Senior Director, Communications & PR.....	Jon Erik Alvarez
Manager, Baseball Communications.....	William Nadal
Manager, Broadcasting/Broadcaster.....	Kyle Sielaff
Player Relations & Spanish Media Liaison.....	Luis Dorante Jr.
Coordinator, Broadcasting.....	Stephen Strom
Coordinator, Media Relations.....	Gali Sharoni
Specialist, Communications.....	Nick Grossman

CREATIVE SERVICES

Senior Director, Creative Services.....	Taylor Bolles
Manager, Video.....	Julio Jauregui
Team Photographer.....	Jasen Vinlove
Senior Producer, Motion Graphics.....	Javier Castellanos
Senior Editor, Video.....	Ronald Rivas
Senior Graphic Designer.....	Rachel Suding
Senior Producer, Video.....	Victor Martinez
Producer, Video.....	Julian Rosa
Graphic Designer.....	Kara Schuler
Graphic Designer.....	Ezequiel Rabelo
Copywriter.....	Alejandra Torres

EDUCATION INITIATIVES

Manager, Education and Player Care.....	Colleen Mitchell
Specialist, Life Skills & Education.....	Jonathan Blaylock
Specialist, Bilingual Coaching & Player Education.....	Doris Gonzalez
Specialist, Education & Language Development.....	Maria Quintero
Lead Teacher, Dominican Republic.....	Yahaira Brador
High School Administrator & Educator, Dominican Republic.....	Pamela Perez
Education Assistant, Dominican Republic.....	Reyndi Rodriguez
Pensacola ESL Teacher.....	Nino Méndez
Beloit ESL Teacher.....	Sylvia López

EVENT PRESENTATION

Director, Event Presentation.....	Conrad Bradburn
Coordinator, Event Presentation.....	Sophia O'Dell
Audio Visual Engineer.....	Dwight Spencer

FACILITIES

Director, Facilities.....	Daniel Hernandez
Senior Manager, Command Center.....	Deborah Salsberg
Command Center Operator.....	Clifford Diaz
Command Center Operator.....	Alejandro Esquivel
Command Center Operator.....	Christopher Sardi
HVAC Technician.....	Aldo Alpizar
HVAC Technician.....	Jose Elias-Almasque
HVAC Technician.....	Victor Zamora
Electrician.....	Alex Acosta
Electrician.....	Yuniel Diaz
Carpenter.....	Clifford Williams Jr.
Plumber.....	Vladimir Leon

FRONT OFFICE

FIELD STAFF

PLAYERS

CLUB HISTORY

SEASON IN REVIEW

OPPONENTS

GENERAL INFORMATION

2024 MIAMI MARLINS FRONT OFFICE

FINANCE & ACCOUNTING

Chief Financial Officer.....	Fred Koczwara
Vice President, Finance & Accounting.....	Michael Mullane
Director, Compensation & Benefits.....	Carolina Calderon
Director, Procurement.....	Dereck Ayala
Senior Manager, Finance.....	Veronica Vega
Manager, Accounting.....	Brian Miller
Senior Coordinator, Accounts Payable.....	Kevin Iber
Coordinator, Accounts Payable.....	Victoria Vazquez
Staff Accountant.....	David O'Connor
Payroll Specialist.....	Omar Marin

GROUNDS

Director, Grounds.....	Chad Cowic-Mulholland
Assistant Director, Grounds.....	Gregory Jones
Manager, Grounds.....	Javier Carrillo-Millan
Grounds Crew.....	Nathan Abraham
Grounds Crew.....	Thomas Campione
Grounds Crew.....	Christian Dozier

HUMAN RESOURCES

Vice President, Human Resources.....	Sara Sanchez
Senior Human Resources Generalist.....	Stephanie Guogas
Coordinator, Human Resources.....	Unique Bloom
Talent Acquisition Specialist.....	Mouricesa Myers

INFORMATION TECHNOLOGY

Senior Director, Information Technology.....	David Enriquez
Senior Manager, End-User Computing & Help Desk.....	Nylia Zamora
Manager, Database & Applications.....	David Kuan
Senior Systems Administrator.....	Ruben Prieto, Jr.
Senior Information Technology Analyst.....	Luis Arganda
Network Administrator.....	Maikel Perez

LEGAL & RISK MANAGEMENT

Senior Counsel.....	Benjamin Lash
Staff Counsel.....	Aaron Caputo
Senior Manager, Risk Management.....	William Moy
Senior Coordinator, Worker's Compensation.....	Selina Brown
Paralegal and Contracts Administrator.....	Tina Babos

MARKETING

Chief Marketing Officer.....	Tiago Pinto
Senior Director, Experience & Promotions.....	Juan Martinez
Director, Marketing & Digital Strategy.....	Karry Pomes
Director, Social Media.....	Hernán Vivas
Manager, Marketing.....	Nathania Maldonado
Manager, Social Media.....	Sarah Peñalver
Senior Coordinator, Digital Marketing.....	Daniel Rodriguez
Senior Coordinator, Experience & Promotions.....	Bryan Rodriguez Ballesterero
Coordinator, Fan Programs.....	Christian Puglielli

MIAMI MARLINS FOUNDATION, COMMUNITY & DEI

Senior Director, Community Impact.....	Angela Smith
Director, Foundation Event Donor Development.....	Jessica Osman
Manager, Foundation Impact Programs.....	Diana Alonso
Manager, Marlins Youth Academy Programs.....	Shannon Johnson
Coordinator, Foundation Impact Programs.....	Jamie Ribeiro

PARTNERSHIPS

Chief Commercial Officer.....	David Oxfeld
Vice President, Partnership Development and Strategy.....	Robert Gelman
Senior Director, Partnership Strategy.....	Meaghan Savin
Director, Partnership Development.....	Roger Perryman
Assistant Director, Business Development.....	Juliana Furey
Manager, Partnership Development.....	Cameron Markovsky
Manager, Partnership Strategy.....	Lily Aslanian
Manager, Partnership Strategy.....	Daniel Kerwin
Manager, Partnership Strategy.....	Jennifer Owston
Coordinator, Partnership Strategy.....	Chris Lorenzo
Administrative Assistant.....	Valeria Cobena

FRONT OFFICE

FIELD STAFF

PLAYERS

CLUB HISTORY

SEASON IN REVIEW

OPPONENTS

GENERAL INFORMATION

PROJECTS

Vice President, Facilities, Projects and Corporate Services..... Tony Brasile
 Manager, Office Services..... Jahaira Mendez

PUBLIC AFFAIRS

Vice President, Public Affairs..... Alfredo Mesa

SECURITY

Director, Security Todd Metro
 Manager, Security Pedro Lanuza
 Manager, Security Joshua Kucenic
 Lead Security Officer..... Michael Ratkay
 Security Officer Angelica Barlatier
 Security Officer Carlos DeLeon
 Security Officer Alfonso Flores
 Security Officer Pedro Iglesias
 Security Officer Christopher Ortiz
 Security Officer Adam Stafford

TICKET SALES & SERVICE

Vice President, Ticket Sales & Service Andre Luck
 Senior Director, Ticket Sales & Service Jason Liss
 Director, Group Sales..... Tristan Atterbury
 Director, Membership Sales..... Jason Arellano
 Manager, Group Sales & Service Jessica Crosson
 Manager, Inside Sales..... Anthony Barroso
 Manager, Membership Experience Eric Sutcliffe
 Manager, Premium Experience Samantha MacIntosh
 Manager, Business Development..... Antonio Diz
 Manager, Business Development..... Matthew Ellias
 Manager, Business Development..... Samir Mekrami
 Manager, Business Development..... John Michos
 Manager, Business Development..... Isaac Paladino
 Manager, Global and Cultural Business Development..... Chema Sanchez
 Manager, Tourism Development Rachel Martin
 Coordinator, Group Sales..... Alexa Wanderman
 Coordinator, Membership Benefits..... Phillip Thomas Jr.
 Coordinator, Ticket Sales & Service..... Amanda Hoyos
 Group Sales & Service Executive Alissa Basabe
 Group Sales & Service Executive Connor Brennan
 Group Sales & Service Executive Matthew Carey
 Group Sales & Service Executive Eduardo Janeiro
 Group Sales & Service Executive Kendel Parkinson-Olivares
 Inside Sales Executive..... Molly Brennan
 Inside Sales Executive..... Gabriela Enriquez
 Inside Sales Executive..... Garrett Frattali
 Inside Sales Executive..... Cynthia Paddyfote
 Membership Experience Executive Hailey Cioni
 Membership Experience Executive Jake Cohen
 Membership Experience Executive Kaleigh Fowler
 Membership Experience Executive Savannah Long
 Membership Experience Executive Kelly Rico
 Membership Sales Executive..... Souleymane Diallo
 Membership Sales Executive..... Bryan Nuñez
 Membership Sales Executive..... Zachary Spaulding
 Membership Sales Executive..... Erik Tupper

FRONT OFFICE

FIELD STAFF

PLAYERS

CLUB HISTORY

SEASON IN REVIEW

OPPONENTS

GENERAL INFORMATION



BRUCE SHERMAN

CHAIRMAN & PRINCIPAL OWNER

Bruce Sherman is entering his seventh season as Principal Owner of the Miami Marlins. Mr. Sherman serves as Chairman of the Board, representing the fourth ownership in Club history after receiving unanimous approval from Major League Baseball Owners to acquire the team effective October 2, 2017. Mr. Sherman currently serves on Major League Baseball's Executive Council, Strategic Planning Committee, and International Committee.

Over his six years as Chairman and Principal Owner, the Marlins have reached the Postseason on two occasions. First in the shortened 2020 season, during which the club swept the Chicago Cubs in the National League Wild Card Series, and then fell short in the NL Division Series against the Atlanta Braves. The Marlins then reached the Postseason again in 2023, marking the first such time in a full season since 2003. In his tenure, the Marlins have had two managers win Manager of the Year (2020 and 2023), and players win the Cy Young (2022) and Batting Champion (2023) Awards.

Mr. Sherman is currently Chairman and Chief Executive Officer of M4 Capital, having retired from his position as Chief Executive Officer of Private Capital Management ("PCM") in 2009. He launched PCM in 1986 and built it into the largest independent asset manager in the Southeastern United States prior to selling the firm to Legg Mason in 2001. Following the sale, he retained autonomy over PCM's portfolio management and investment research and led the company to a prestigious #1 ranking in the country as measured by Nelson's "World's Best Money Managers" for 10 years.

In February 2024, Mr. Sherman was named a recipient of the Horatio Alger Award. Mr. Sherman joins 10 other exceptional business, civic and cultural leaders from across North America in receiving 2024 honors by the Horatio Alger Association of Distinguished Americans, Inc., a nonprofit educational organization honoring the achievements of outstanding individuals and encouraging youth to pursue their dreams through higher education.

Mr. Sherman has invested professionally and personally in the South Florida community. He has two daughters and four grandchildren, and is married to Cynthia Sherman, a retired partner of international law firm Rogers & Wells. He and his wife are Lifetime Trustees for the Naples Children & Education Foundation supporting underprivileged and at-risk children in Collier County for more than 20 years. Mr. Sherman also formerly served on the Board of Directors of Artis-Naples, the premier center for the performing and visual arts in Southwest Florida.

Mr. and Mrs. Sherman founded the Bruce and Cynthia Sherman Charitable Foundation which supports a variety of medical institutions and health initiatives and administers the Sherman Prize, which recognizes and rewards leading individuals who go above and beyond to make exceptional, pioneering contributions and inspire tomorrow's innovators in the fight to overcome Crohn's disease and ulcerative colitis.

Mr. Sherman graduated from the University of Rhode Island in 1969 and earned his MBA from Bernard Baruch College in 1973. He and his wife reside in Boca Raton, Fla.



FRONT OFFICE

FIELD STAFF

PLAYERS

CLUB HISTORY

SEASON IN REVIEW

OPPONENTS

GENERAL INFORMATION



CAROLINE O'CONNOR

PRESIDENT OF BUSINESS OPERATIONS

Caroline O'Connor was appointed as President of Business Operations in November 2022, becoming the second woman in Major League Baseball to ascend to the level. Now in her sixth year with the Marlins, she originally joined the organization in October of 2017 as Senior Vice President and Chief of Staff before serving three years as Chief Operating Officer.

Ms. O'Connor oversees all the club's business operations, including Analytics and Strategy, Sales, Partnerships, Marketing, Human Resources and Diversity, Equity and Inclusion, Finance, Legal, Communications, Community Outreach, Technology, Security, Ballpark Facilities, and Special Projects. She guides the Marlins' leadership team to execute organizational objectives and goals, focusing on innovative means to grow lines of business and create a model of sustained success.

Under Ms. O'Connor's leadership, the Marlins have developed strategic initiatives to increase revenue streams and exposure to Marlins baseball and the loanDepot park experience. Attendance at loanDepot park increased by 28% during the 2023 season compared to the 2022 campaign – one of the largest increases in Major League Baseball last season – through a combination of Member base growth (season-ticket holders) and innovative single-game ticket offers.

With a focus on establishing loanDepot park a year-round destination, Ms. O'Connor has ventured to bring major music acts and entertainment to the ballpark. This year saw the return of the World Baseball Classic in March with loanDepot park becoming the first-ever venue to host all three rounds, including the championship game. As the "Home of Béisbol," loanDepot park will also host the Caribbean Series (Serie del Caribe) in February 2024, the first time the event will take place at a Major League Baseball facility.

Ms. O'Connor has led the Marlins' efforts to create a workforce consisting of fair treatment, respect, a sense of belonging and access to opportunity. She has played a significant role in guiding initiatives to continue the organization's investment in improving the Marlins' baseball facilities in South Florida and the organization's new academy in the Dominican Republic. Another of her key focus areas has been establishing enhanced security measures in and around the ballpark and making additional investment in technology infrastructure and advancements for both the front office and the fan experience. Additionally, she has placed a focus on providing impact with the youth and future leaders in our community through outreach initiatives, including the Marlins' signature tee-ball initiative, which has nearly doubled in size since it was established in 2019.

Ms. O'Connor is a member of the Florida Council of 100 and sits on the Board of Directors of the Florida Sports Foundation, Greater Miami Convention and Visitors Bureau, Greater Miami Chamber of Commerce, Miami-Dade College Foundation, and the Parks Foundation of Miami-Dade County. She was recognized in 2021 as an Influential Businesswoman by the South Florida Business Journal. Prior to joining the Marlins, Ms. O'Connor spent five years as Managing Director at Morgan Stanley and six years as Director at UBS Investment Bank. She graduated from Rutgers University and received her Master of Business Administration in Finance from New York University Stern School of Business.

FRONT OFFICE

FIELD STAFF

PLAYERS

CLUB HISTORY

SEASON IN REVIEW

OPPONENTS

GENERAL INFORMATION



Caroline O'Connor, Bruce Sherman, and David Oxfeld of the Marlins announce their first ever Jersey Patch partnership with ADT in March of 2023. ADT is an American security company that was founded in South Florida.



PETER BENDIX

PRESIDENT OF BASEBALL OPERATIONS

Peter Bendix was named President of Baseball Operations in November of 2023, becoming the third person to hold the position in franchise history. In his role, Bendix oversees the entirety of baseball operations and works closely with leaders of each department to set the vision and promote an innovative, people-first culture.

Prior to joining the Marlins organization, Bendix, 38, spent 15 years with the Tampa Bay Rays (2009-2023). During his time with the Rays, they claimed three American League East Division titles and had eight playoff appearances, including five straight playoff appearances from 2019-2023, and a World Series appearance in 2020. Most recently, he served as the Rays Senior Vice President of Baseball Operations and General Manager for two seasons.

In his recent position with the Rays, Bendix assisted Tampa Bay's President of Baseball Operations in overseeing the Baseball Operations department, with a primary focus on the Major League level, including player evaluation and acquisition, roster management and daily functions of the club. Before his promotion to that role, he spent six seasons leading the baseball development department and served as vice president of baseball development from 2020-21.

Bendix earned a bachelor's degree in American studies from Tufts University, where he also founded Baseball Analysis at Tufts (BAT), the university's first-ever baseball club. He grew up in Cleveland Heights, Ohio as an avid Cleveland Indians fan. He enjoys traveling and dining out, and claims to be an excellent ping pong player. He and his wife, Lauren, live in Miami.



FRONT OFFICE

FIELD STAFF

PLAYERS

CLUB HISTORY

SEASON IN REVIEW

OPPONENTS

GENERAL INFORMATION



FRED KOCZWARA
CHIEF FINANCIAL OFFICER

Fred Koczwara enters his fifth season with the organization and second as the club's Chief Financial Officer, where he oversees accounting, tax, treasury, financial planning and analysis, investor relations and additional financial reporting and analysis responsibilities. Mr. Koczwara originally joined the Marlins in December of 2019 as the Vice President of Finance and Accounting.

During his tenure, he has led the Marlins efforts to standardize financial processes and implement new financial and human resource systems, and is the team's interface to Major League Baseball and the Commissioner's Office for all reporting requirements and oversees all year-end audit and tax processes.

Mr. Koczwara joined the Marlins with more than 25 years of experience in finance and accounting, previously spending 15-plus years at PricewaterhouseCoopers (PwC). He graduated from Bucknell University with a Bachelor of Science in Accounting.

He and his wife have two sons and reside in Bay Harbour Islands.



DAVID OXFELD
CHIEF COMMERCIAL OFFICER

David Oxfeld is entering his second season as the Miami Marlins' Chief Commercial Officer having been named to the post in November 2022 and begins his seventh season with the organization. In his role, Mr. Oxfeld focuses on expanding commercial relationships throughout the organization, with oversight of strategic initiatives across multiple lines of business – including Marlins Membership, Group, Premium and Inside Sales, along with Partnership strategy and development. He also works alongside the business analytics group to enhance Marlins single-game initiatives and the integration of Marlins Home Run Rewards and Club 305 programs. Mr. Oxfeld also consults with the loanDepot park events team to help cultivate relationships as the organization looks to further entrench loanDepot park as a top entertainment destination in South Florida through an expanded lineup of marquis concerts, premiere events, and corporate outings.

Oxfeld's tenure with the Marlins began in 2017 as Vice President of Partnerships Development. During his time overseeing Partnerships, his team has procured more than 100 new corporate partners, developed the Marlins Pillar Partner program that showcases the organization's top-tiered partners (highlighted by three new additions to the organization's partner roster since 2020, including two Fortune-500 companies), and led the charge to secure the first-ever naming rights partner for the Miami Marlins organization – loanDepot park, as well as the organization's first jersey patch partner in ADT. As a member of the leadership team, Mr. Oxfeld has implemented a focus on changing brand perception in the marketplace through professionalism, trust and the importance of being true partners with those who invest in the Miami Marlins.

Prior to joining the Marlins, Mr. Oxfeld spent more than five years at Excel Sports Management as Vice President of Client Sales and Business Development. In his role, Mr. Oxfeld was responsible for selling nonendemic endorsements and partnerships for a roster of top athletes and entertainers. During that time, Oxfeld was recognized as one of Sports Business Journal's 40 under 40 award winners in 2017. Prior to that, Mr. Oxfeld worked for parts of seven seasons in the New York Mets organization as well as the Madison Square Garden Company. Mr. Oxfeld, who lives on Miami Beach with his wife Alana and son Spencer, graduated from the University of Michigan with a BA in Sports Management in 2002. He is a current member of the Miami Beach Chamber of Commerce and serves as a member of the University of Michigan Sports Business Conference Advisory Board.



TIAGO PINTO
CHIEF MARKETING OFFICER

Tiago Pinto enters his third season in the Marlins organization and first since being named Chief Marketing Officer, serving as the Vice President of Marketing in 2022-23. Mr. Pinto owns more than 20 years of global and international marketing experience, including stints with both Nike and Gatorade, designing and running campaigns around a variety of sports, including soccer, volleyball, swimming, running, and track and field. Mr. Pinto is responsible for the management of marketing for the brand, inclusive of tradition media planning and buying, promotions, advertising, creative services, content production, culture marketing, social media platforms, and brand influencer programming.

During his nine years with Gatorade, he rose to the ranks of global marketing director, where he managed relationships with top athletes clubs & leagues around the world, including global football and basketball to generate authentication, visibility, and content for the Gatorade brand with young athletes around the world. As the Marketing Director for Nike Brazil, Mr. Pinto led the launch of the Brazilian National Team kits for the 2006 World Cup, selling a record one million jerseys, and aided in Nike Brazil becoming a Top 5 global market for Nike. He had spent the last two years creating and launching BOL Football, a Miami-based soccer-infused lifestyle clothing brand. The Brazilian native is fluent in English, Spanish, Portuguese, Italian, and French.

FRONT OFFICE

FIELD STAFF

PLAYERS

CLUB HISTORY

SEASON IN REVIEW

OPPONENTS

GENERAL INFORMATION



TONY BRASILE

VICE PRESIDENT, FACILITIES, PROJECTS AND CORPORATE SERVICES

Tony Brasile enters his third season as the Marlins' Vice President of Facilities, Projects, and Corporate Services. He spent two years as a Senior Director of the Project Management Office after joining the organization in early 2019 as a Project Development Consultant. In his current role, Mr. Brasile oversees all major projects for the organization, including the construction of the new state-of-the-art academy in the Dominican Republic that was unveiled in November 2022. In addition, he has oversight in leading the information technology, security, and facilities departments.

Prior to joining the Marlins, he worked for 11 years with the Nets in the NBA beginning as an Operations Coordinator and working his way up to Sr. Director of Operations and Facilities. He was part of the Nets' move from East Rutherford, N.J., to Brooklyn, N.Y., assisting in the design, development, and construction of the Barclays Center and Nets' Training and Corporate Centers. A native of Middlesex, New Jersey, Mr. Brasile is a graduate of Flagler College in St. Augustine.

FRONT OFFICE



ANTHONY FAVATA

VICE PRESIDENT, OPERATIONS AND EVENTS

Anthony Favata enters his 11th season with the Miami Marlins, his second serving as the organization's Vice President of Operations and Events. Mr. Favata originally joined the organization in January 2014 as a Ballpark Operations Intern before ascending through the ranks.

Mr. Favata currently oversees the organization's event booking, event coordination and operations, game operations, ballpark services, guest experience, and parking and transportation. In addition, he serves as the liaison between loanDepot park and local police and fire rescue agencies, while also managing the day-to-day relationship and operations of third-party concessions, event security, and retail partners.

A native of Davie, Fla., Mr. Favata received his undergraduate degree in Sports Management from the University of Florida. He also possesses a Certified Venue Professional (CVP) designation from the International Association of Venue Managers (IAVM). Mr. Favata currently resides in Pembroke Pines, Fla. with his wife and their three pets.

FIELD STAFF

PLAYERS



ROBERT GELMAN

VICE PRESIDENT, HEAD OF PARTNERSHIP DEVELOPMENT AND STRATEGY

Robert Gelman starts his fifth season with the Miami Marlins and his first as Vice President, Head of Partnership Development and Strategy after earning the promotion in December 2023. Prior to joining the organization in January 2020, he spent six years with the NBA's Cleveland Cavaliers as part of the leadership team overseeing corporate partnerships.

In his current role, Mr. Gelman leads a team of partnership sellers and client service professionals, who are dedicated to executing and elevating partnerships while growing the organization's revenue profile. He sets go-to-market strategies while working with his team to develop new partnerships and revenue pathways by unlocking client priorities aligned to the organization's capabilities.

Born in Summit, N.J., Mr. Gelman graduated from Tulane University with a degree in finance. In his free time, he enjoys playing the guitar, golfing, and cooking.

CLUB HISTORY

SEASON IN REVIEW



CHRISTIAN LOWE

VICE PRESIDENT, STRATEGY AND ANALYTICS

Christian Lowe enters his seventh season with the Miami Marlins, his second serving as the organization's Vice President of Strategy and Analytics. Mr. Lowe first joined the organization in April 2017 after having served as Director of Strategic Marketing Intelligence for Zimmerman Advertising.

Mr. Lowe oversees the organization's business strategy and analytics, pricing, loyalty and consumer insights, secondary partners, CRM, and ticket systems and operations.

Mr. Lowe received his B.S. in International Politics and Economics from Georgetown University before earning his M.S. in Predictive Analytics from Northwestern University and his MBA from Columbia University. He currently resides in Delray Beach, Fla. with his wife and their 5-year-old and 2-year-old sons. In his free time, he enjoys playing tennis, attending concerts, traveling, sailing, cooking, and playing with his sons.

OPPONENTS

GENERAL INFORMATION



ANDRE LUCK

VICE PRESIDENT, TICKET SALES AND SERVICE

Andre Luck enters his fifth season with the Miami Marlins, joining the organization in January 2020 as the Marlins Vice President of Ticket Sales and Service. In his role, Mr. Luck oversees all ticket sales and service efforts for the club, including Marlins Memberships, Premium Sales, Group Sales, Inside Sales, and Membership Experience.

Mr. Luck owns 14 years of experience in ticket sales in Major League Baseball. Prior to joining the Marlins, he spent seven seasons in the sales department of the Houston Astros. Following his first two years as Manager of Inside Sales, Mr. Luck was quickly promoted to Director of Season Ticket Sales, a position he held for four years with the Astros organization where his team led the league in full season equivalents in 2018. Mr. Luck spent five seasons with the Arizona Diamondbacks in numerous roles in their sales team, earning Season Ticket Sales Department MVP in 2009 and the Ticket Sales & Service Leadership Award in 2011.

An alumnus of Arizona State University, Mr. Luck graduated with a Bachelor of Science in Business Management.



ALFREDO MESA

VICE PRESIDENT, PUBLIC AFFAIRS

Alfredo Mesa begins his 14th full season with the Miami Marlins, serving as Vice President of Public Affairs. Prior to joining the Marlins, Mr. Mesa helped manage the Miami office of Dutko Worldwide (now Grayling), a public policy management firm with headquarters in Washington, D.C. He is a member of the Florida International University President's Council as well as Leadership Florida.

Prior to joining Dutko, Mr. Mesa served as Executive Director of the Cuban American National Foundation. Mr. Mesa also served as Director of Public Affairs for former Miami-Dade County Major Alex Penelas. During his 12 years of county service, Mr. Mesa was an advisor to the Mayor on administrative matters, policy development, constituent services, media strategy and community relations. Mr. Mesa is a graduate of Florida International University.



MIKE MULLANE

VICE PRESIDENT, FINANCE AND ACCOUNTING

Mike Mullane begins his fourth consecutive season with the Miami Marlins, currently serving as Vice President of Finance and Accounting. Mr. Mullane was previously a part of the Marlins organization from 2011-2018, before taking a position with Everyday Health Group in June 2018. He rejoined the Marlins in 2020 and has been in his current role since December 2022.

Mr. Mullane currently oversees the organization's day-to-day financial operations, including financial reporting and analysis. He is also responsible for budgeting, capital planning, and asset management.

A native of Miami, Fla., Mr. Mullane received his BBA from the University of Miami and his MBA from the University of Florida. He currently resides in Fort Lauderdale with his wife and their 4-year-old daughter and 2-year-old son. In his free time, he enjoys cheering on all Miami sports teams, watching action movies, and spending time with his family.



SARA SANCHEZ

VICE PRESIDENT, HUMAN RESOURCES

Sara Sanchez enters her first full season with the Miami Marlins, serving as the organization's Vice President of Human Resources. Prior to joining the Marlins in September 2023, she served as the Director of Human Resources for Halperns' Steak & Seafood.

Mrs. Sanchez currently oversees all Human Resource functions, while developing a strategy and plan for the organization's resources, people, and workforce. She designs and executes recruiting strategies to attract, evaluate, and retain the right workforce to enable and fuel the organization's growth.

A native of Miramar, Fla., Mrs. Sanchez received her BA in Psychology from the University of Central Florida. She has a son who loves and plays baseball, along with three stepchildren. In her free time, Mrs. Sanchez enjoys spending time with her family and close friends.

FRONT OFFICE

FIELD STAFF

PLAYERS

CLUB HISTORY

SEASON IN REVIEW

OPPONENTS

GENERAL INFORMATION



BRIAN CHATTIN
ASSISTANT GENERAL MANAGER

Brian Chattin enters his 26th season with the Marlins and ninth as Assistant General Manager. In his current role, Mr. Chattin works with President of Baseball Operations Peter Bendix on a variety of aspects involving the Major League club including roster management, player evaluation, salary arbitration, contract research and negotiations, and waivers and rules compliance.

He spent the prior 11 seasons as the Director of Player Development. In this role, Mr. Chattin oversaw all aspects of the organization's minor league system, including player growth and development, player evaluation, roster management, contract negotiations, rules compliance and affiliate relations. Mr. Chattin spent the 2002 through 2004 seasons as the Marlins' Baseball Operations Assistant. In this role, he assisted in all aspects of player development administration as well as various aspects of the Marlins' Major League and scouting operations.

Mr. Chattin joined the Marlins in March 1998 as a Marketing Intern. He was hired full-time in the sales department in June of that same year. He transitioned to the baseball operations department in March of 2002. He began his baseball career in 1996 as a front office executive with the Evansville Otters of the independent Frontier League.

Mr. Chattin graduated summa cum laude from the University of Southern Indiana in 1996 with a Bachelor of Science in Business Administration. He earned a Master's in Sports Administration from Ohio University in 1998. Mr. Chattin was born and raised in Freelandville, Indiana. He and his wife, Amy, have a son, Wylie, and a daughter, Ella.

FRONT OFFICE

FIELD STAFF



DAN GREENLEE
ASSISTANT GENERAL MANAGER

Dan Greenlee enters his seventh season with the Marlins organization and third as Assistant General Manager, joining the organization in November 2017. In his role, he oversees the Baseball Analytics department and assists the Baseball Operations department with roster management and player acquisitions. Greenlee begins his 12th year in professional baseball, having spent the previous five seasons with the New York Yankees as a player development analyst.

Prior to joining the Yankees, Greenlee spent just over a year as a merger analyst at MLex Market Insight. He received his Bachelor of Science in Journalism from Ohio University and Juris Doctor degree from University of Minnesota Law School.

PLAYERS

CLUB HISTORY



GABE KAPLER
ASSISTANT GENERAL MANAGER

Gabe Kapler joins the Marlins organization as an Assistant General Manager after spending the last six seasons as a Major League manager; with Philadelphia from 2018-19, and with San Francisco from 2020-23.

The 12-year MLB veteran, who hit .268 with 176 doubles, 82 home runs, and 386 RBI over 1,104 games played, also served as the Dodgers' Director of Player Development from 2015-17. During his time overseeing the system, Los Angeles farm produced future Major League players, such as Cody Bellinger, Walker Buehler, Gavin Lux, and Max Muncy, among many others.

A native of Los Angeles, Calif., Mr. Kapler attended California State University, Fullerton before transferring to Moorpark College. In 2008, he was inducted into the Moorpark College Athletic Hall of Fame. Mr. Kapler co-launched the Pipeline for Change Foundation in 2021. The nonprofit provides grant opportunities to underserved communities to promote access to sports in order to provide a more diverse pipeline, reduce barriers of access, and increase the audience for sports as a whole.

SEASON IN REVIEW

OPPONENTS

GENERAL INFORMATION



OZ OCAMPO

ASSISTANT GENERAL MANAGER

Oz Ocampo enters his second season as Assistant General Manager with the Miami Marlins, having joined the organization in November 2022 after garnering much of his experience in International Baseball Operations. Mr. Ocampo has spent the bulk of his career with the Houston Astros (2012-20, 2022), but has included stints with the Cardinals (2005-09), the Commissioner's Office (2011-12), and the Pirates (2020-22).

While with the Astros, Mr. Ocampo managed the identification, evaluation, permission, and hiring process for Major League Staff and is credited for his ability to build an international scouting & player development pipeline that helped facilitate the signing/acquisition of Houston's 2017 World Series team, including Justin Verlander, Brian McCann, Yuli Gurriel, Yordan Alvarez, Ryan Pressly, Roberto Osuna, Framber Valdez, Cionel Perez, Jose Urquidy, Rogelio Armenteros, and Bryan Abreu. Additionally, he was able to assist in keeping a perennial World Series-contending farm system sustainable through the signing/development of the industry-recognized top Minor League prospects, including Luis Garcia and Christian Javier.

Mr. Ocampo got his Bachelor's degree from Georgetown University and studied for his Master's of Business Administration at Columbia University.



SAM MONDRY-COHEN

VICE PRESIDENT, PLAYER PERSONNEL

Sam Mondry-Cohen joins the Marlins organization as Vice President of Player Personnel after spending the last two seasons as Major League Analytics Coordinator with the Chicago White Sox (2023) and as a consultant for the Philadelphia Phillies (2022).

He previously served as Assistant General Manager, Baseball Research & Development for three years with the Washington Nationals (2017-19), where he led the implementation of baseball data and development of department-wide baseball systems. The San Francisco native spent 13 seasons in various roles within the Nationals' Baseball Operations department after joining as an intern in 2009, including Director of Baseball Research & Development (2013-17) and Analyst (2010-13).

A graduate from the University of Pennsylvania in 2010, he worked as a batboy in the visiting clubhouse of the San Francisco Giants from 2004-08.



RACHEL BALKOVEC

DIRECTOR, PLAYER DEVELOPMENT

Balkovec joins the organization as the Marlins' Director, Player Development coming off the last two seasons as Manager of the Single-A Tampa Tarpons in the New York Yankees organization.

Prior to serving as the first full-time female manager in affiliated baseball history, Balkovec spent the 2021 season as a hitting coach for the Florida Complex League Yankees and was a member of the American League coaching staff at the SiriusXM Futures Game that summer. She also served three seasons in strength and conditioning in the Houston Astros organization from 2016-19.

Additionally, she served as an apprentice hitting coach with the Netherlands National Baseball and Softball teams while pursuing a master's degree in biomechanics overseas from 2018-19, and made stints with the Tigres del Licey of the Dominican Winter League, Sydney Blue Sox of the Australian League, Arizona State University, Louisiana State University, Chicago White Sox (2013-14), and St. Louis Cardinals (2012), where she originally got her start in the Minor Leagues as a strength and conditioning coaching intern.

Balkovec, who is bilingual, played four seasons of collegiate softball at the University of New Mexico as she earned a bachelor's degree in Kinesiology and Exercise Science before receiving her master's degree in Sports Administration from Louisiana State University.

FRONT OFFICE

FIELD STAFF

PLAYERS

CLUB HISTORY

SEASON IN REVIEW

OPPONENTS

GENERAL INFORMATION



HECTOR CRESPO

DIRECTOR, MINOR LEAGUE OPERATIONS

Hector Crespo enters his eighth year with the Miami Marlins organization and third season as the Director of Minor League Operations, where he oversees all international operations, scouting, and player development initiatives in the Minor League system.

Mr. Crespo started with the Marlins as coordinator of player development and international operations in 2017 and was promoted to assistant director of player development in November 2018 before assuming his current title.

Mr. Crespo was selected by the New York Yankees in the 34th round of the 2013 First-Year Player Draft and played professional baseball for the River City Rascals in the Pioneer League in 2014. He played collegiate baseball at Appalachian State University where he was named the first Freshman in program history to win All-America honors in 2010.

Mr. Crespo was born in Miami, Fla., and went to high school at Florida Christian School in Olympia Heights.

FRONT OFFICE



SARA GOODRUM

DIRECTOR, SPECIAL PROJECTS

Goodrum has been appointed Director of Special Projects, where she will assist in various projects throughout all of the Marlins Baseball Operations department.

Goodrum spent the last two seasons as Director of Player Development with the Houston Astros from 2022-23, where she oversaw all of the Player Development staff for the Astros organization. Prior to joining Houston, she worked for the Milwaukee Brewers from 2017-21, holding the role of Minor League Hitting Coordinator during the 2021 season.

Goodrum played college softball and received a bachelor's degree in Human Physiology from the University of Oregon before receiving a master's degree in Exercise and Sports Science from the University of Utah.

FIELD STAFF

PLAYERS



VINESH KANTHAN

DIRECTOR, BASEBALL OPERATIONS

Vinesh Kanthan (vin-NAY-sh KHAN-then) enters his first season as Director, Baseball Operations with the Marlins after spending five seasons with the Texas Rangers organization, including the last two as Assistant Director, Baseball Operations. He spent the 2020 season as Manager, Sports Science and the 2021 season as Manager, Sports Science & Baseball Operations, after originally joining the Rangers in January 2019 as a junior analyst in Baseball Analytics.

Prior to joining the Rangers organization, Mr. Kanthan spent the 2017-18 seasons working in baseball operations for the Tampa Bay Rays, and in 2016 worked as a graduate assistant for the football program at Temple University while working in ticket sales for the Philadelphia Phillies.

The New Jersey native graduated from Rutgers University, earning a bachelor's degree in Biotechnology and Sport Management while minoring in Biochemistry. Mr. Kanthan is an avid pickleball player.

CLUB HISTORY

SEASON IN REVIEW



MYLES LEWIS

DIRECTOR, ANALYTICS

Myles Lewis begins his seventh season with the Miami Marlins, his fourth serving as the organization's Director of Analytics. Prior to joining the organization in December 2017 as a Senior Analyst, Mr. Lewis worked as a Data Engineer for Mastercard.

A native of Houston, Tex., Mr. Lewis currently resides in Miami Beach, Fla. with his wife. He previously interned for the Tampa Bay Rays and Texas Rangers.

OPPONENTS

GENERAL INFORMATION



ROMAN OCUMAREZ

DIRECTOR, INTERNATIONAL SCOUTING

Roman Ocumarez enters his third season as Director of International Scouting after joining the organization in January 2022. Prior to joining the Marlins, Mr. Ocumarez spent nine years in the Houston Astros organization, most recently serving as International Scouting Supervisor.

Mr. Ocumarez has also worked for the Los Angeles Angels and Cleveland Guardians after having spent three seasons as an infielder in Cleveland's Minor League system.

Mr. Ocumarez and his wife currently reside in Santo Domingo, D.R. with their two sons.



FRANKIE PILIERE

DIRECTOR, AMATEUR SCOUTING

Frankie Piliere begins his first season with the Miami Marlins, serving as the organization's Director of Amateur Scouting. Mr. Piliere joined the organization in December 2023 after having spent the previous seven years with the Seattle Mariners. In his current role, Mr. Piliere is responsible for managing the organization's staff of area scouts and crosscheckers, evaluating the top amateur players in the country. He also prepares for and executes the club's participation in the league's annual MLB Amateur Draft.

Prior to his time with the Mariners, he was a national baseball writer for D1Baseball.com, with his work also appearing in USA Today, FanGraphs, and Baseball Prospectus.

A native of Johnson, N.Y., Mr. Piliere currently resides in Fulton, Md. with his wife and their 1-year-old daughter. In his free time, he enjoys traveling, running, and spending time with his family and their dog.

FRONT OFFICE

FIELD STAFF

PLAYERS

CLUB HISTORY

SEASON IN REVIEW

OPPONENTS

GENERAL INFORMATION



FIELD AND CLUBHOUSE STAFF





SKIP SCHUMAKER

55

MANAGER

BORN TORRANCE, CA

DOB FEBRUARY 3, 1980

COACHING CAREER

- Named the 2023 National League Manager of the Year in his first season managing the club. Became the fourth Marlins manager to earn the honor, joining Don Mattingly (2020), Joe Girardi (2006), and Jack McKeon (2003).
- Became the 10th manager in MLB history to be named Manager of the Year in his first full season at the helm, joining Girardi as the only Marlins managers to accomplish the feat.
- Brought the club its fourth Postseason appearance in franchise history, and first in a full season since 2003, as he guided his team to an 84-78 record in 2023. Joined Jim Leyland (92-70; 1997) and Jack McKeon (83-79; 2004), as the only three managers in Marlins history to secure a winning record in their first full season managing the team.
- Was named the franchise's 16th Manager on Oct. 25, 2022, becoming the third-youngest in club history.
- Previously served as the St. Louis Cardinals Bench Coach in 2022.
- Served as an Assistant to Baseball Operations and Player Development for the Padres in 2016-17 before spending four seasons on the San Diego Padres' coaching staff, where he was the First Base Coach from 2018-19 and Associate Manager in 2020-21. The Padres snapped a 13-year playoff drought in 2020, reaching the NL Division Series in Schumaker's first season as the club's Associate Manager.

PLAYING CAREER

- Concluded his 11-year career as a Major League player in 2015, appearing in a total of 1,149 games with the Cardinals (2005-12), Los Angeles Dodgers (2013), and Cincinnati Reds (2014-15).
- Posted a .278 AVG (905x3252) throughout his career with a .337 on-base pct., 905 hits, 284 RBI, and 416 runs scored.
- Is a two-time World Series champion (2006 and 2011) as a member of the Cardinals. Was an integral part of the 2011 title team, appearing in six World Series games, including starts in the final three (5, 6, and 7). He batted .381 (8x21) in 11 games during that Postseason for St. Louis.
- Played in a combined 30 Postseason games (2009, 2011, 2012, 2013), going 13x55 (.236) with three doubles and eight RBI.
- Began his career as an outfielder before transitioning to a second base/utility role in 2009. Made 124 starts at second base, where he posted a .983 fielding pct. Finished his career with a combined .979 fielding pct. in 3,664.2 innings at second base, 1,327.0 innings in left field, 1,032.0 innings in center field, and 806.1 innings in right field.
- Was selected in the fifth round of the 2001 First-Year Player Draft by St. Louis out of the University of California-Santa Barbara. He batted .400 with 100 hits to be named to the First Team Big West Conference in his final season at UCSB in 2001.

PERSONAL/MISCELLANEOUS

- Full name is Jared Schumaker. The nickname Skip came about when he was younger, as there were five Jareds on his tee-ball team. He also did not know how to skip.
- He and his wife, Lindsey, have a son, Brody, and a daughter, Presley, and they make their off-season home in Ladera Ranch, Calif.
- His son, Brody, is committed to play collegiate baseball at Texas Christian University in Fort Worth, Tex.
- Graduated in 1998 from Aliso Niguel High School in Aliso Viejo, Calif., where he played baseball, basketball, and football.
- In 2006, Skip played for Team USA and batted .405 with 1 home run and 8 RBI in 9 games as the team went 8-1 and beat Cuba in the qualifying tournament for the 2008 Olympic Games.
- Skip is an avid surfer, a hobby he has continued since moving to South Florida.
- His individual accolades include the St. Louis BBWAA J. Roy Stockton/Bob Broeg Award for Outstanding Achievement in Baseball in 2009, the Cardinals' Darryl Kile Good Guy Award in 2010, and the MLBPA Marvin Miller Man of Year Nominee in 2014 and 2015.

ALL-TIME MARLINS MANAGERS

YEAR(S)	MANAGER	W-L	%
1993-96	Rene Lachmann	221-285	.437
1996	Cookie Rojas	1-0	1.000
1996-2001	John Boles	205-241	.460
2001	Tony Perez	54-60	.474
2002-03	Jeff Torborg	95-105	.475
2003-05, '11	Jack McKeon	281-257	.522
2006	Joe Girardi	78-84	.481
2007-10	Fredi Gonzalez	276-279	.497
2010-11	Edwin Rodriguez	78-85	.479
2011	Brandon Hyde	0-1	.000
2012	Ozzie Guillen	69-93	.426
2013-15	Mike Redmond	155-207	.428
2015	Dan Jennings	55-69	.444
2016-22	Don Mattingly	443-587	.430
2023-	Skip Schumaker	84-78	.519

FRONT OFFICE

FIELD STAFF

PLAYERS

CLUB HISTORY

SEASON IN REVIEW

OPPONENTS

GENERAL INFORMATION

MOST GAMES AS MANAGER

MARLINS HISTORY

MANAGER	GAMES
DON MATTINGLY	1030
FREDI GONZÁLEZ	555
JACK MCKEON	538
RENE LACHEMANN	506
JOHN BOLES	446
MIKE REDMOND	362
JIM LEYLAND	324
JEFF TORBORG	200
EDWIN RODRÍGUEZ	163
JOE GIRARDI	162
OZZIE GUILLÉN	162
SKIP SCHUMAKER	162
DAN JENNINGS	124
TONY PÉREZ	114
COOKIE ROJAS	1
BRANDON HYDE	1

MOST WINS AS MARLINS MANAGER

MANAGER	RECORD	WIN%
DON MATTINGLY	443-587	.430
JACK MCKEON	281-257	.522
FREDI GONZÁLEZ	276-279	.497
RENE LACHEMANN	221-285	.437
JOHN BOLES	205-241	.460
MIKE REDMOND	155-207	.428
JIM LEYLAND	146-178	.451
JEFF TORBORG	95-105	.475
SKIP SCHUMAKER	84-78	.519
JOE GIRARDI	78-84	.481
EDWIN RODRÍGUEZ	78-85	.479
OZZIE GUILLÉN	69-93	.426
DAN JENNINGS	55-69	.444
TONY PÉREZ	54-60	.474
COOKIE ROJAS	1-0	1.000
BRANDON HYDE	0-1	.000



FRONT OFFICE

FIELD STAFF

PLAYERS

CLUB HISTORY

SEASON IN REVIEW

OPPONENTS

GENERAL INFORMATION

MARLINS ALL-TIME COACHING ROSTER

NAME	POSITION	YEARS	NAME	POSITION	YEARS
ARNSBERG, BRAD	PITCHING	2002-03	KUNTZ, RUSTY	FIRST BASE	1995-96, '99-2000
ARSENAULT, PIERRE	BULLPEN COORDINATOR	2002-10	LACHEMANN, MARCEL	PITCHING	1993-94
BARAJAS, ROD	FIELD COORDINATOR	2023-	LEARY, ROB	BENCH	2013-15
BENEDICT, GRIFFIN	THIRD BASE	2024	LIVESEY, JEFF	ASSISTANT HITTING	2019
BONDS, BARRY	QUALITY ASSURANCE	2023	LUCAS, ED	ADMINISTRATIVE	2017-18
BREEDEN, JOE	HITTING	2016	MABRY, JOHN	HITTING	2024
BROCK, TARRIK	BULLPEN	1995-96, 2001	MALLEE, JOHN	ASSISTANT HITTING	2023
<i>BROWN, BRANT</i>	BENCH	1999-2001	MALOOF, JACK	HITTING	2010-11
BUNDY, LORENZO	FIRST BASE/OUTFIELD	2010	MANUEL, JERRY	HITTING	1999-2001
BUTLER, BRETT	<i>HITTING COACH</i>	2023	MARTINEZ, TINO	BENCH	1997
CEPEDA, WELLINGTON	BASERUNNING/OUTFIELD	1998, 2016-17	MATTINGLY, DON	HITTING	2013
COLLINS, DAVE	THIRD BASE/OUTFIELD	2014-15	MAY, MILT	MANAGER	2016-22
CORA, JOEY	BULLPEN	2020-	MCCLURE, BOB	HITTING	1997-98
CORNELIUS, REID	FIRST BASE	2010	MEACHAM, BOBBY	BULLPEN	1994
COX, JEFF	BENCH	2012	MENECHINO, FRANK	THIRD BASE	2006
DAVIS, DOUG	BULLPEN	2010-16	MORALES, JOSE	ASSISTANT HITTING	2014-18
DONNELLY, RICH	THIRD BASE	2004-05	BILL MUELLER	HITTING	1995-96
DORANTE, LUIS	BENCH	2003	NIEVES, JUAN	ASSISTANT HITTING	2024
DUBEE, RICH	BULLPEN	2002	PAGLIARULO, MIKE	PITCHING	2016-18
DUNCAN, ERIC	BENCH	2003-04	PEDRIQUE, AL	HITTING	2017-19
DUNLOP, HARRY	THIRD BASE	1997-98	PENTLAND, JEFF	THIRD BASE	2022
ESPADA, JOE	BULLPEN	2005	PEREZ, EDUARDO	HITTING	1996
FLIPPO, ROB	PITCHING	1998-2001	PIERSON, JOHN	HITTING	2011-12
FOSTER, STEVE	ASSISTANT HITTING	2019	PINSON, VADA	HITTING	2013
FOX, ANDY	HITTING	2020-21	PORTER, BO	FIRST BASE	1993-94
GOFF, MIKE	QUALITY CONTROL	2022	PRESLEY, JIM	THIRD BASE/OUTFIELD	2007-09
GONZALEZ, EDWAR	BENCH	2005	RADER, DOUG	HITTING	2006-10
GONZÁLEZ, FREDI	THIRD BASE/INFIELD	2010-13	REBERGER, FRANK	HITTING	1993-94
	BULLPEN COORDINATOR	2022-	REDMOND, MIKE	BULLPEN	1993-94
	BULLPEN	2007-09	REED, JODY	MANAGER	2013-15
	FIRST BASE/INFIELD	2007-09	RENICK, RICK	INFIELD	2024
	BENCH COACH	2015	ROBINSON, BILL	INFIELD/THIRD BASE	2023
	ASSISTANT HITTING	2022	RODRÍGUEZ, EDDY	BENCH	2002
	THIRD BASE	2017-19	RODRÍGUEZ, ROBERT	HITTING	2002-05
	MANAGER	2007-10	ROJAS, COOKIE	CATCHING	2020-22
	BENCH	2001	ROSENTHAL, WAYNE	ASSISTANT HITTING	2020-21
	THIRD BASE	1999-2001	ROTHSCHILD, LARRY	THIRD BASE	1993-96
GUILLEN, OZZIE	MANAGER	2012	ROWSON, JAMES	PITCHING	2003-04
HARKEY, MIKE	THIRD BASE	2002-03	SANDT, TOMMY	PITCHING	1995-97
HARRIS, LENNY	BULLPEN	2006	SCHNEIDER, BRIAN	BENCH	2020-22
HART, JASON	THIRD BASE	2016	SCHUMAKER, SKIP	FIRST BASE	1997-98
HATCHER, BILLY	ASST. HITTING/THIRD BASE	2015	SHINE, PAT	CATCHING	2016-19
HERNANDEZ, CHUCK	ASSISTANT HITTING	2023-	ST. CLAIRE, RANDY	MANAGER	2023-
HILL, PERRY	FIRST BASE/OUTFIELD	2020	STOTTLEMYRE JR., MEL	ADMINISTRATIVE	2014-16
HILLMAN, TREY	PITCHING	2013-15	TAYLOR, TONY	PITCHING	2010-12
HYDE, BRANDON	FIRST BASE/INFIELD	2013-18	THAMES, MARCUS	PITCHING	2019-
JAY, JON	FIRST BASE/INFIELD	2002-06, 2011	THURMAN, GARY	BULLPEN	2004
JENNINGS, DAN	THIRD BASE	2019	TOSCA, CARLOS	FIRST BASE	2001
JOHNSON, KEITH	MANAGER	2020-21	TREANOR, DEAN	INFIELD/BULLPEN	1999-2001
JONES, LYNN	MANAGER	2011	TUCK, GARY	HITTING	2022
KIMM, BRUCE	BENCH	2010-11	URGELLES, JEFF	FIRST BASE	2012
KRANITZ, RICK	FIRST BASE	2023-	URUETA, LUIS	BENCH	2007-10
	MANAGER	2015	WALLACH, TIM	BULLPEN	2017-19
	FIRST BASE	2021-22	WILEY, MARK	BENCH	2006
	FIRST BASE	2001		BULLPEN COORDINATOR	2010-17
	THIRD BASE	2001		BENCH	2023-
	BULLPEN	1997-98		BENCH	2016-19
	PITCHING	2006-07		PITCHING	2005, '08-09

FRONT OFFICE

FIELD STAFF

PLAYERS

CLUB HISTORY

SEASON IN REVIEW

OPPONENTS

GENERAL INFORMATION



ROD BARAJAS

50

FIELD COORDINATOR

BORN ONTARIO, CA **DOB** SEPTEMBER 5, 1975

COACHING CAREER

- Barajas returns for his second season on Miami's coaching staff as the Major League Field Coordinator.
- Previously worked as a Catching Coordinator in the Angels' Minor League system in 2022.
- Prior to Los Angeles, Barajas spent eight years with the Padres organization, including three seasons with the Major League club starting in 2019 as the Bench Coach. Assumed interim managerial duties following the dismissal of Manager Andy Green for eight games on Sept. 21, 2019. Spent his last two seasons in San Diego (2020-21) as the Catching and Quality Control Coach.
- Served as Manager for San Diego's Triple-A El Paso from 2016-18, guiding the Chihuahuas to three consecutive Pacific Coast League division titles and a franchise-best 82-57 record in 2018.
- Spent the 2015 season as Hitting Coach for Single-A Lake Elsinore before taking over as Manager of Double-A San Antonio that June.
- Began the 2014 campaign as Manager of the Padres' Rookie-Level affiliate in Peoria, Ariz, and finished the season with Lake Elsinore as Hitting Coach.

PLAYING CAREER

- Played parts of 14 Major League seasons across six different organizations: Arizona Diamondbacks (1999-2003), Texas Rangers (2004-06), Philadelphia Phillies (2007), Toronto Blue Jays (2008-09), New York Mets (2010), Los Angeles Dodgers (2010-11), and Pittsburgh Pirates (2012).
- Hit a combined .235 (812x3460) with 187 doubles, one triple, 136 home runs, 480 RBI, and 396 runs scored in 1,114 career Major League games.
- Originally signed by Arizona as a Minor League free agent in 1996, he made his Major League debut for the D-Backs in 1999 and was a member of the 2001 World Series Championship team.

PERSONAL/MISCELLANEOUS

- Full name is Rodrigo Richard Barajas.
- Resides in Rancho Santa Fe, Calif., with his wife, Stacie, and their eight children: Andrew, Bryce, Rod Jr., Jace, Aunalilia, Aubrielle, Starlette, and Emiko.
- A native of Ontario, Calif., graduated from Santa Fe High School (CA) and attended Cerritos Junior College in Norwalk, Calif.
- Played for Team Mexico in the 2009 World Baseball Classic and was honored as the Blue Jays Heart and Hustle Award Winner by the MLBPA in 2009.



GRIFFIN BENEDICT

81

THIRD BASE COACH

BORN DUNWOODY, GA **DOB** JULY 4, 1987

COACHING CAREER

- Benedict returns to Miami for his second season on the Major League staff and his first as the Third Base Coach.
- In 2023, Benedict served as Miami's Quality Assurance Coach and filled in as Third Base Coach due to an injury to Jody Reed from July 19-Sept. 5 vs. LAD.
- Prior to joining the Marlins, he served as the Triple-A Iowa Cubs' Hitting Coach for two seasons (2021-22).
- Previously, Benedict spent 10 seasons as Bullpen Catcher and a Major League Instructor for the San Diego Padres, the team that selected him in the 16th round of the 2009 First-Year Player Draft. Benedict also contributed to the Padres scouting department for seven years.

PLAYING CAREER

- Played parts of two Minor League seasons in the Padres system before transitioning to the coaching side. Combined to hit .241 with 15 doubles, one triple, three home runs, and 35 RBI in 98 professional games.
- Was drafted in the 16th round of the 2009 First-Year Player Draft out of Georgia Southern University.

PERSONAL/MISCELLANEOUS

- Full name is Griffin David Benedict.
- Resides in Eatonton, Ga. during the offseason with his wife Casey Lyn and their kids.
- His father, Bruce Benedict, is a 12-year Major League veteran and two-time All-Star catcher with the Braves from 1978-89. He now works as a pro scout in the Chicago White Sox organization.

FRONT OFFICE

FIELD STAFF

PLAYERS

CLUB HISTORY

SEASON IN REVIEW

OPPONENTS

GENERAL INFORMATION



WELLINGTON CEPEDA

21

BULLPEN COACH
BORN LA VEGA, DR **DOB** NOVEMBER 25, 1973

COACHING CAREER

- Wellington Cepeda will enter his fifth season in the Majors as Miami's bullpen coach.
- Previously spent 16 years in professional coaching with the Arizona Diamondbacks organization, including as Manager for the Rookie AZL Diamondbacks in 2019 and as Short-Season A's Pitching Coordinator from 2016-18.
- Served primarily as a pitching coach, with Double-A Mobile in 2014 and 2015, Single-A South Bend from 2005-08 and 2010-13, Single-A Adv. Visalia in 2008 and 2009, Rookie- Adv. Missoula in 2003 and 2004, and the DSL D-Backs in 2001 and 2002.
- As the Rookie-level AZL Manager in 2019, the club led the AZL with a .234 AVG against, ranked 4th in strikeouts (577), tied for 6th in ERA (4.02), and 9th in WHIP (1.38).
- In 2013, joined the Diamondbacks Major League coaching staff in September when rosters expanded.

PLAYING CAREER

- Went 16-11 with a 4.62 ERA in 123 games (six starts) across four seasons in the D-Backs system from 1997-2000.
- In 1997, went 4-0 with a 1.64 ERA with the Arizona Summer League club.
- Began his career in 1996 with Boca Chica in the Dominican Summer League.

PERSONAL/MISCELLANEOUS

- Resides in New York with his wife, Amber, and their two children, Greyling and Wellington Jr.
- Following the 2023 season, served as the Manager for the Gigantes del Cibao in the Dominican Winter League where he was named Manager of the Year. His General Manager was Marlins Bench Coach Luis Urueta.
- Prior to the 2023 season, was the Pitching Coach for Team Dominican Republic in the 2023 World Baseball Classic.



ROBERT FLIPPO

85

BULLPEN COORDINATOR
BORN LODI, CA **DOB** SEPTEMBER 9, 1966

COACHING CAREER

- Flippo begins his sixth season as Miami's bullpen coordinator.
- For the previous 16 seasons, Flippo had been the bullpen catcher and batting practice pitcher for the Dodgers. His first professional coaching assignment was as bullpen coach for Single-A Wilmington in the Dodgers' organization in 2001.
- From 1999-2001, he was a hitting instructor and outfield/catchers coach, while also serving as strength and conditioning coordinator, at the University of North Carolina-Wilmington under head coach Mark Scalf.
- In addition to his two years at UNCW, he was also an assistant coach at Fresno State University (1996) and South Alabama (1998).

PLAYING CAREER

- Played one season with Dodgers' Single-A Affiliate in Bakersfield in 1989, appearing in 19 games.

PERSONAL/MISCELLANEOUS

- Full name is Robert B. Flippo.
- Married to wife Kelly. Couple has two children, daughter Brittony and son Ryan.
- Graduated from Fresno State University with a Bachelor's Degree in Psychology in 1994, before earning a Master's Degree in Physical Education from the University of South Alabama (Mobile) in 1998 with an emphasis in exercise physiology. Attended San Joaquin Delta College (1986).
- Continued education and collegiate playing career at University of Pacific, where he was a two-year letterman, served as team captain, and was named Conference Scholar Athlete in 1987.



JASON HART

46

ASST. HITTING COACH

BORN WALNUT CREEK, CA **DOB** SEPTEMBER 5, 1977

COACHING CAREER

- Hart returns to Miami for his second year as an Assistant Hitting Coach. Marks his second season as a Major League coach.
- In 2022, served as Hitting Coach with Triple-A Las Vegas in the Oakland Athletics organization.
- Spent 13 seasons as a hitting coach in the Texas Rangers organization until 2020, when COVID-19 canceled the Minor League season.

PLAYING CAREER

- Appeared in 10 Major League games with the Texas Rangers during the 2002 season as part of an eight-year professional career.
- In 1,001 games in the Minors, hit 243 doubles and 173 home runs, including five different seasons of 20-plus homers.
- He was originally selected by Oakland in the fifth round of the 1998 First-Year Player Draft.

PERSONAL/MISCELLANEOUS

- Full name is Jason Wyatt Hart.
- Spends his off-season with his three daughters in Fair Grove, Mo.
- Hart made it to the Major Leagues in 2002, but in 2003, battled various physical issues that were later diagnosed as a brain tumor. He missed the 2004 season and retired at the end of 2006.

FRONT OFFICE

FIELD STAFF

PLAYERS

CLUB HISTORY

SEASON IN REVIEW

OPPONENTS

GENERAL INFORMATION



JON JAY

11

FIRST BASE COACH

BORN MIAMI, FL **DOB** MARCH 15, 1985

COACHING CAREER

- Jon Jay returns to Miami as the Marlins' First Base Coach for his second season after joining the club last year in his first professional coaching position.

PLAYING CAREER

- Played 12 Major League seasons with eight different organizations: St. Louis Cardinals (2010-15), San Diego Padres (2016), Chicago Cubs (2017), Kansas City Royals (2018), Arizona Diamondbacks (2018, 2020), Chicago White Sox (2019), and Los Angeles Angels (2021).
- In his six seasons with St. Louis, won the 2011 World Series alongside former teammate Skip Schumaker.
- Batted .283 with a .348 on-base pct. in 1,201 career games and posted a .996 fielding pct. across all three outfield positions.
- Between Aug. 24, 2011 and July 30, 2013, Jay set a National League errorless streak for centerfielders at 245 games.

PERSONAL/MISCELLANEOUS

- Full name is Jonathan Henry Jay.
- Was born in Miami, Fla. and attended Christopher Columbus High School.
- Played three seasons of collegiate baseball at the University of Miami, where he batted .387 with 31 doubles, four triples, seven home runs, and 108 RBI across three seasons as a Hurricane.
- Selected by St. Louis in the second round of the 2006 First-Year Player Draft.
- Jay and his wife, Nikki, have three children: Brooklyn, Berkeley, and Jaxon.
- From 2011-18 while playing in the Majors, partnered with the Boys and Girls Clubs in St. Louis to bring baseball to less fortunate youth.



JOHN MABRY

57

HITTING COACH

BORN WILMINGTON, DE DOB OCTOBER 17, 1970

COACHING CAREER

- John Mabry enters his first season as the Marlins Hitting Coach and his second with the club after serving as an Assistant Hitting Coach in 2023.
- Previously, Mabry worked as a Royals' Major League Coach from 2020-22 and as the St. Louis Cardinals Hitting Coach for six seasons from 2013-18. He was also the Assistant Hitting Coach to Mark McGwire during the 2012 campaign and coached both Jon Jay and Skip Schumaker in St. Louis.
- In 2013, the Cardinals batted .330 with runners in scoring position, which still stands as the top mark in the Majors since 1974. In 2016, St. Louis led the National League with 225 home runs, including a Major League-record 17 pinch-hit HR.

PLAYING CAREER

- Selected by St. Louis in the sixth round of the 1991 First-Year Player Draft. Spent 14 seasons in the Majors, playing for the Cardinals (1994-98, 2001, 2004-05), Seattle (1999-2000, 2003), San Diego (2000), Philadelphia (2002), Oakland (2002), Chicago-NL (2006), and Colorado (2007).
- Made his Major League debut with St. Louis on April 23, 1994. Hit a career-best .307 in 129 games in 1995, being named the team's Rookie of the Year by the St. Louis chapter of the BBWAA.
- Set career highs in games (151), hits (161), doubles (30), and RBI (74) with the Cardinals in 1996. Became the 15th player in St. Louis history to hit for the cycle, hitting for a "natural" cycle (1B, 2B, 3B, HR in that order) in Colorado on May 18, 1996.
- Played in four postseasons, three with St. Louis (1996, 2004-05) and one with Oakland (2002). Appeared in two games during the 2004 World Series vs. Boston.

PERSONAL/MISCELLANEOUS

- Full name is John Steven Mabry.
- Lives in St. Louis during the offseason with his wife, Ann, and their four children: J.T., Danielle, Nicole, and Samantha.
- Graduated from Bohemia Manor (Md.) High School in 1998, lettering in baseball, basketball, and football.
- Played three seasons at West Chester University of Pennsylvania (1989-91). When he debuted in 1994, he came the third player from the school to appear in a big league game, joining former Royal Lance Clemons (1971) and Pat Kelly (1991).
- An avid outdoorsman, he was a spokesperson for Gander Mountain, making a series of videos on different aspects of hunting and fishing.
- As a veteran utility player on the 2005 St. Louis Cardinals, was a teammate to rookie Skip Schumaker who made three stints at the Major League level that year.

FRONT OFFICE

FIELD STAFF

PLAYERS

CLUB HISTORY

SEASON IN REVIEW

OPPONENTS

GENERAL INFORMATION





BILL MUELLER

32

ASST. HITTING COACH

BORN MARYLAND HEIGHTS, MO **DOB** MARCH 17, 1971

COACHING CAREER

- Mueller joins the Marlins organization as an Assistant Hitting Coach after spending two seasons as the Nationals' Quality Assurance Coordinator in 2022-23.
- Prior to his stint in Washington, he served on the Major League coaching staffs of the St. Louis Cardinals (Assistant Hitting Coach, 2017-18; First Base Coach, 2016), Chicago Cubs (Hitting Coach, 2014) and Los Angeles Dodgers (Hitting Coach, 2007).
- Mueller was also the Hitting Coach at Arizona State University in 2021 and garnered front office experience working as Special Assistant to the Dodgers' General Manager from 2008-13.

PLAYING CAREER

- A veteran of 11 Major League seasons, Mueller won the 2003 American League batting title (.326) and Silver Slugger award, and was a member of the 2004 World Champion Boston Red Sox.
- The switch-hitting third baseman spent time with the Los Angeles Dodgers (2006), Boston Red Sox (2003-05), San Francisco Giants (1996-2000, 2002), and Chicago Cubs (2001-02).
- Became the only player to ever hit two grand slams in one game from each side of the plate on July 29, 2003 at TEX. Hit three homers in the game with nine RBI.

PERSONAL/MISCELLANEOUS

- Full name is William Richard Mueller (mill-er).
- Attended Southwest Missouri State University, where he played four years of collegiate baseball.
- Was selected in the 15th round of the 1993 First-Year Player Draft by the San Francisco Giants.

FRONT OFFICE

FIELD STAFF

PLAYERS

CLUB HISTORY

SEASON IN REVIEW

OPPONENTS

GENERAL INFORMATION



JODY REED

33

INFIELD COACH

BORN TAMPA, FL **DOB** JULY 26, 1962

COACHING CAREER

- Jody Reed enters his second season on the Major League staff as the Infield Coach after serving as the Third Base and Outfield Coach in 2023. Marks his fifth season in the Marlins organization.
- In 2021-22, served as Infield & Baserunning Coordinator in the Minors, and was assigned to be the Gulf Coast League Marlins Manager in 2020.
- Previously, Reed worked for the Yankees as Field Coordinator for six seasons.
- Managed from 2007-10, earning GCL Manager of the Year in 2007.
- Was a member of the Dodgers organization from 2011-13, earning Arizona League Manager of the Year honors in 2011.

PLAYING CAREER

- Was selected by the Red Sox in the eighth round of the 1984 First-Year Player Draft and played 11 Major League seasons with the Red Sox (1987-92), Dodgers (1993), Brewers (1994), Padres (1995-96), and Tigers (1997).
- Tallied an AL-high 45 doubles in 1990 and is one of three players in Red Sox history to record at least 40 doubles in three-or-more consecutive seasons (1989-91), joining Wade Boggs (7, 1985-91) and Mookie Betts (2015-18).
- Played collegiately at Manatee Community College in Bradenton, Fla. and later at Florida State University.

PERSONAL/MISCELLANEOUS

- He and his wife, Michele, have four daughters: Jessica, Cassidy, Chaney, and Sydney.



MEL STOTTEMYRE JR.

30

PITCHING COACH

BORN PROSSER, WA DOB DECEMBER 28, 1963

COACHING CAREER

- Mel Stottlemire Jr. is entering his sixth season as Marlins Pitching Coach. Marks his ninth season as a Major League Pitching Coach, and his 11th as a Major League coach.
- In his first four years as pitching coach, Marlins pitchers have set various single-season club records, including a club-best 1,437 strikeouts and 1.27 WHIP in 2022 to beat out the previous bests set in 2021. In 546 games played from 2019-22, the club boasted a 4.26 collective ERA with 8.7 SO/9 compared to a 4.42 ERA and 7.8 SO/9 from 2015-18.
- During his first season with the club in 2019, Marlins pitchers combined to allow 48 less hits despite pitching 2.1 more innings than 2018, trimming their opponent AVG from .254 in 2018 to .245. The bullpen's strikeout-per-nine inning ratio jumped from 8.0 to 9.2.
- Spent 2016-18 as Mariners' pitching coach, during which time Seattle registered the sixth-best team ERA (4.19) and average against (.253) in the American League.
- Also during his tenure, the Mariners posted the seventh-most strikeouts (3,890) and second-fewest walks (1,350) for a 2.88 strikeout/walk ratio that ranked fifth in the AL. In 2018, Seattle's strikeout/walk ratio was 3.32, third-best in the AL and the best single-season mark of Stottlemire's tenure.
- Spent 2002-15 in the Diamondbacks organization, serving as bullpen coach (2014-15) following stints as its Minor League pitching coordinator (2011-13), Major League Pitching Coach (2009-10), Minor League pitching coordinator (2007-09), and Minor League Pitching Coach with affiliates in Missoula (2005-06), El Paso (2004), Lancaster (2003), and Yakima (2002).
- Began his coaching career as the pitching coach with the University of Nevada-Las Vegas (his alma mater) in 2001.

PLAYING CAREER

- Pitched in six minor league seasons in the Houston (1985-1987) and Kansas City (1987-1990) organizations, combining to go 25-24 with a 3.50 ERA (162 ER/416.2 IP) and 24 saves in 122 appearances (57 starts).
- Pitched briefly in the Majors with Kansas City, going 0-1 with a 4.88 ERA (17 ER/31.1 IP) in 13 games (two starts) in 1990.
- Was originally selected by Houston in the first round of the 1985 January Draft.

PERSONAL/MISCELLANEOUS

- Full name is Melvin Leon Stottlemire Jr.
- Resides in Lewiston, ID, with his wife, Lisa. Has three children: Maleigha, Colton, and Blaise.
- Graduated from Davis High School in Yakima, WA, in 1982. Drafted by Seattle following his senior year of high school, but did not sign. Attended the University of Nevada-Las Vegas. Was the Astros first-round selection in the 1985 January Draft. Owns Stotts Fishing Adventures on the Clearwater River near Lewiston, ID.
- His late father, Mel Sr., was a five-time AL All-Star (1965-66, '68-70) and went 164-139 with a 2.97 ERA over 11 Major League seasons with the Yankees, and served as pitching coach for the Yankees from 1996-2005 and the Mariners in 2008. His brother, Todd, went 138-121 with a 4.28 ERA in 15 Major League seasons with the Blue Jays (1988-94), Athletics (1995), Cardinals (1996-98), Rangers (1998) and D-backs (1999-2002).

FRONT OFFICE

FIELD STAFF

PLAYERS

CLUB HISTORY

SEASON IN REVIEW

OPPONENTS

GENERAL INFORMATION





LUIS URUETA

40

BENCH COACH

BORN

BARRANQUILLA, COLOMBIA

DOB

MARCH 15, 1985

COACHING CAREER

- Luis “Pipe” Urueta returns for his second season as Marlins Bench Coach, his third season as a Major League Bench Coach.
- Marks his sixth year coaching at the Major League level, and first season with another organization after 21 seasons with Arizona as both a player and coach. Served as Coordinator, as MLB Player Development & Instruction in 2022, as Bench Coach in 2020-21, and as Major League Coach from 2018-19.
- Prior to his Major League coaching experience, spent 11 years at various levels in the Minors: DSL Manager (2007, 2013-14), Short-Season Field Coordinator (2008-12, 2016), Triple-A Coach (2015), and Field Coordinator (2017).
- Has multiple stints of managerial experience. Managed Leones de Monteria in the Colombian Winter Leagues from 2010-11 and 2015-16 and Tigres del Licey in 2017-18 and parts of the 2019-20 season, winning Manager of the Year three straight years (2013-14, 2014-15, and 2015-16). His teams won two straight CWL championships in 2014-15 and 2015-16. Also managed Team Colombia in the 2017 World Baseball Classic, defeating Canada and losing in extra innings to both the United States and the Dominican Republic.
- During the 2016-17 offseason, served as bench coach and interim manager for Tigres del Licey in the Dominican Winter League, winning the championship. Returned in 2017-18 as the General Manager for Tigres del Licey.

PLAYING CAREER

- The former infielder signed in 1998 as the D-backs’ first Colombian player and played four seasons in the Minor Leagues from 1999-2002. Played in the Cardinals organization in 2003.
- Played in the Italian Baseball League for Bologna from 2004-06 and Florence in 2007.
- Was the MVP of the Colombian Winter League in 2004.

PERSONAL/MISCELLANEOUS

- Married to his wife, Vanessa. The couple has two daughters: Martina and Francesca.
- Resides in Scottsdale, Ariz.
- Following the 2023 season, served as the General Manager for the Gigantes del Cibao in the Dominican Winter League, where he was named General Manager of the Year.



FRONT OFFICE

FIELD STAFF

PLAYERS

CLUB HISTORY

SEASON IN REVIEW

OPPONENTS

GENERAL INFORMATION



LEE MEYER

HEAD CERTIFIED ATHLETIC TRAINER

- Lee Meyer enters his third season with the Marlins after spending five seasons with the Houston Astros organization, including the final three as the Assistant Athletic Trainer at the Major League level. He is a Certified Strength and Conditioning Specialist, a Licensed Athletic Trainer, and a Certified Athletic Trainer.
- Meyer joined the Astros organization in 2017 from the New York Yankees, where he spent seven seasons working as an athletic trainer in the club's Minor League system. Lee also spent three off-seasons as the head athletic trainer for the Cardenales de Lara in the Venezuelan Winter League from 2014-16. Prior to landing a full-time position with the Yankees, Lee served internships with the Rockies and Pirates, as well as the Indianapolis Colts of the NFL and Walt Disney World.
- He graduated from the University of Wisconsin-Stevens Point in 2008, receiving his Bachelor's Degree in athletic training with a minor in Spanish. He then earned his Master's Degree in Sport Management at Minnesota State University, Mankato in 2009.



RICK LEMBO

ASST. CERTIFIED ATHLETIC TRAINER

- Rick Lembo enters his fifth season with the Marlins as an Assistant Certified Athletic Trainer and his 15th year in Major League Baseball, serving as an Assistant Athletic Trainer for the Los Angeles Dodgers from 2007-10 after serving as Head Athletic Trainer at the Minor League level with the Chicago Cubs (1994-97) and San Francisco Giants (1999-2003).
- He spent the last 20-plus years as the Director of Sports Medicine at the Sierra Pacific Orthopedic Center in Fresno, Calif. and holds a clinical appointment at California State University, Fresno.
- Rick is a certified member of the National Athletic Trainers' Association (NATA) and holds a license as a Physical Therapist Assistant as well as a certification as a Strength and Conditioning Specialist. His license in physical therapy comes from SUNY Onondaga. He received his Bachelor's degree in sports medicine at the University of Charleston and his Master's degree in exercise physiology at Marshall University.
- He is originally from Syracuse, NY and now resides in Clovis, Calif. with his wife and daughter.



ERIC REIGELSBERGER

ASST. CERTIFIED ATHLETIC TRAINER

- Eric Reigelsberger (RYE-gulls-burger) enters his second season as an Assistant Certified Athletic Trainer with the Major League team. Marks his 10th season with the organization after joining as a Minor League athletic trainer in 2015.
- Received his Master's degree in education from Wichita State University in Wichita, Kan. where he was a graduate assistant athletic trainer for the school's baseball and cross country teams. Earned his Bachelor's of science in athletic training at the Central Methodist University in Fayette, Miss.
- Resides in Kansas City, Miss. with his family during the offseason.



BRENDAN VERNER

HEAD STRENGTH AND CONDITIONING COACH

- Brendan Verner enters his third year in the Marlins organization and second as Head Strength & Conditioning Coach after serving as the assistant in 2022.
- Is in his 20th year in professional baseball, starting in the Cleveland Guardians organization in 2005 and most recently spending nine years in the Houston Astros organization.
- Completed his undergraduate degree from John Carrol University and Master's degree in exercise science from Cleveland State. Is a Certified Strength & Conditioning Specialist (CSCS) and Registered Strength and Conditioning Coach (RSCC) through the NSCA.



MARIUS ALEKSA

MAJOR LEAGUE MENTAL SKILLS COACH



ADAM AUER

MAJOR LEAGUE DIETITIAN



TIM RODMAKER

ASST. STRENGTH & CONDITIONING COACH



KOJI TANAKA

MAJOR LEAGUE DIETITIAN



ANDREW TURPIN

MAJOR LEAGUE PHYSICAL THERAPIST

BASEBALL OPERATIONS STAFF



MAX THOMAS

DIRECTOR, TEAM TRAVEL & CLUBHOUSE OPERATIONS

- Max Thomas enters his fourth season with the Marlins as Director of Team Travel and his third season overseeing the team's clubhouse operations.
- Prior to joining the Marlins, Mr. Thomas worked for the Commissioner's Office at Major League Baseball, serving as the Senior Coordinator of International Baseball Operations from 2014-20.
- Mr. Thomas graduated from the Kelley School of Business at Indiana University where he double majored in business economics and public policy analysis with a minor in Spanish. While at Indiana, he was a student manager of the baseball team from 2010-14, when they won four Big 10 championships and made the 2013 College World Series in Omaha, Neb.

FRONT OFFICE

FIELD STAFF

PLAYERS

CLUB HISTORY

SEASON IN REVIEW

OPPONENTS

GENERAL INFORMATION



MICHAEL DIAZ
HOME CLUBHOUSE MANAGER

- Michael Diaz is in his second full season as the Home Clubhouse Manager and 17th overall with the Marlins after starting as a clubhouse assistant in 2008.
- He and his wife live in Miami, Fla. with their two sons.



MICHAEL "ROCK" HUGHES
VISITING CLUBHOUSE MANAGER

- Rock Hughes is in his 13th season as the Visiting Clubhouse Manager and 32nd overall with the Marlins. Rock worked his way up through the clubhouse, starting as a visiting clubhouse attendant during the Marlins' inaugural season in 1993. He was on the visiting side for five years before moving over to the Marlins' home clubhouse for the next 12 seasons.
- Mr. Hughes attended Sonoma State University, where he was team captain on the Cossack's lacrosse team, earning conference All-Star honors in three of his four years.
- Mr. Hughes and his wife, Jennifer, have two daughters, Hayden and Devyn, and reside in Cooper City, Fla.



AUSTIN LAMKEY
MAJOR LEAGUE VIDEO COORDINATOR

- Austin Lamkey is in his third season as the Major League Video Coordinator, having started with the Marlins organization as a Minor League Video Coordinator in 2019. Previously,
- Mr. Lamkey spent five years with the Arizona Diamondbacks organization from 2014-18 after getting his first job in professional baseball as a Minor League Video Assistant with the Texas Rangers in 2013 with the help of former big-leaguer Ryan O'Malley.
- Mr. Lamkey earned his Bachelor's degree in sport administration at Southeast Missouri State and lives in Port St. Lucie, Fla. during the offseason.



BRANDON MANN
PITCHING STRATEGIST

- Brandon Mann begins his first season with the Marlins organization, working as a Pitching Strategist with the Major League team.
- Mr. Mann spent the last two seasons with Driveline Baseball, and prior to that served as the Pitching Coordinator with the Lotte Giants of the KBO League during the 2021 campaign shortly after retiring from professional baseball in 2020.
- Originally selected by the Tampa Bay Rays in the 27th round of the 2002 First-Year Player Draft, he made his Major League debut with the Texas Rangers on May 13, 2018 at 33 years, 362 days old. The left-handed pitcher went 68-100 with four saves and a 4.23 ERA (689 ER/1461.1 IP) over 17 seasons at various levels in professional baseball.



JENNIFER BRANN
MAJOR LEAGUE ANALYST

- Jennifer Brann is in her fourth season with the Miami Marlins Baseball Analytics Department and second as a Major League Analyst. She is originally from Houston, TX, and graduated from The Wharton School, the University of Pennsylvania, concentrating in Statistics and Marketing.
- At Penn, she was a pitcher on the Varsity softball team, served as a two-time captain, and was a 2019 First-Team All-Ivy and Academic All-Ivy.
- Additionally, she received her Master's in Marketing Analytics from the University of Maryland. While at Maryland, she pitched on the Varsity softball team. Off the field, Ms. Brann interned with Amazon Web Services and The Wharton Moneyball Academy.

FRONT OFFICE

FIELD STAFF

PLAYERS

CLUB HISTORY

SEASON IN REVIEW

OPPONENTS

GENERAL INFORMATION

BASEBALL OPERATIONS (CONT.)



BRADLEY WOODRUM

COORDINATOR OF BASEBALL INFORMATION SERVICES

Bradley P. Woodrum, a Panama City Beach, Florida native, enters his seventh year with the Miami Marlins Baseball Analytics department. Before working with the Marlins, he worked as an economist for the Air Force Civil Engineering Center and as a baseball researcher for FanGraphs, The Hardball Times, MLB Trade Rumors, and Baseball Prospectus. He holds a Master's degree in economics from Roosevelt University, an MFA in creative writing from Tampa University, and an undergraduate degree from Jacksonville University, where he was a four-year member of the rowing team. He and his wife are raising two children, aged 1 and 6.



ROBBIE KNOPF

SENIOR ANALYST

Robbie Knopf is beginning his seventh season in the Miami Marlins Baseball Analytics department after beginning as an Intern in February 2018 and ascending to Analyst that November. He is originally from Teaneck, NJ and is a graduate of The Wharton School of the University of Pennsylvania, earning a B.S. in economics with a concentration in statistics and a certificate of fluency in Spanish. Before joining the Marlins, Knopf interned for the Tampa Bay Rays in Baseball Research & Development in Summer 2016 and has also consulted for pharmaceutical companies such as Pfizer and AstraZeneca and worked on an options trading desk on Wall Street. Knopf's additional experience in baseball includes being a professional baseball writer and a summer collegiate league broadcaster.



TIM PUGH

SENIOR ANALYST

Tim Pugh enters his fifth season as an Analyst with the Miami Marlins and second as a Senior Analyst. Before coming on full-time, he started his career with the Marlins in the summer of 2018 as an intern in the Baseball Analytics department. He is originally from Pittsburgh, PA and graduated from Taylor Alderdice High School. He also studied at Harvard University, graduating Cum Laude with a degree in Statistics. While in school, he served two years as captain of the Harvard Classics Club Basketball team. Before working for the Marlins, he also interned in the data analytics department of Literacy Pittsburgh, an adult education non-profit.



JUSTIN LITTMAN

BASEBALL DATA COORDINATOR

Justin Littman enters his fifth season with the Miami Marlins as the Baseball Data Coordinator. He grew up in Penn Valley, PA and graduated from Harrilton High School in Lower Merion, PA. Justin studied at Northeastern University in Boston, and earned a B.S. degree in Data Science. While in school, Justin was heavily involved with the Athletics Program, serving as the Sports Director for Northeastern's student-media outlet, WRBB. Prior to the Marlins, Justin held data engineering roles working for a government contractor in Northern Virginia and a technology startup in Boston.

CLUBHOUSE ASSISTANTS

DOMENIC CAMARDA
Umpire's Room Attendant/Home Clubhouse Asst.
22nd year with organization

FERNANDO D'VICENTE
Visiting Clubhouse Assistant
29th year with organization

ANTHONY PEREZ
Bat Boy/Home Clubhouse
7th Year

JEREMY RUDER
Home Clubhouse
19th Year

JOSE OVIEDO
Visiting Clubhouse
6th Year

FRONT OFFICE

FIELD STAFF

PLAYERS

CLUB HISTORY


SEASON IN REVIEW

OPPONENTS

GENERAL INFORMATION



PLAYER BIOS





SANDY ALCANTARA

RIGHT-HANDED PITCHER

22

HEIGHT	WEIGHT	B/T	DOB	BORN	MLB DEBUT
6'5"	200	R/R	SEPTEMBER 7, 1995	AZUA, DR	SEPTEMBER 3, 2017 AT SF

ACQUIRED	CONTRACT STATUS
FROM ST. LOUIS WITH OF MAGNERIUS SIERRA, RHP ZAC GALEN, AND LHP DANIEL CASTANO IN EXCHANGE FOR OF MARCELL OZUNA ON 12/13/17	SIGNED THROUGH 2026

FRONT OFFICE

FIELD STAFF

PLAYERS

CLUB HISTORY

SEASON IN REVIEW

OPPONENTS

GENERAL INFORMATION

2023

- Sandy Alcantara followed up his NL Cy Young season going 7-12 with a 4.14 ERA (85 ER/184.2 IP) in 28 starts in 2023.
- Was placed on the Injured List on Sept. 6 (retro to Sept. 4) with a right forearm flexor strain and missed the remainder of the regular season (25 games).
- At the time of his IL placement, ranked 2nd in MLB in innings pitched (184.2) behind SF's Logan Webb and was tied with KC's Jordan Lyles with his three complete games.
- Tossed at least 7.0 innings in 11 of his 28 starts; tied for the 3rd-most starts in MLB.
- Surpassed Dontrelle Willis (757) and A.J. Burnett (753) in strikeouts as a Marlin, and now ranks 3rd behind Josh Johnson (832) and Ricky Nolasco (1,001). Ranks 4th in club history in innings pitched, also trailing Josh Johnson (916.2), Dontrelle Willis (1022.2), and Ricky Nolasco (1,225.2).
- Also ranks 4th in Marlins history in games started (138), T-8th in wins (41), and owns the 2nd-best ERA (3.31) among pitchers with at least 100 GS, trailing only Josh Johnson (3.15).
- With 10 strikeouts in his CG vs. NYY, Alcantara has recorded 13 career double-digit strikeout games. Is tied with Ricky Nolasco for the 2nd-most such starts in Marlins history trailing only José Fernández (18).
- On Aug. 12 vs. NYY, recorded his 12th career complete game and 11th career CG win. He also ranks 3rd with his 12 complete games as a Marlin, behind A.J. Burnett (14) and Dontrelle Willis (15).
- Threw his 10th career complete game win (11th CG) on July 26 at TB, becoming the first visiting pitcher to record a complete game win against the Rays at Tropicana Field since NYY's Masahiro Tanaka on July 24, 2018.
- Went 3-7 with a 4.72 ERA (60 ER/114.1 IP) in 18 starts prior to the All-Star Break, in which opponents hit .254 against him with 33 walks and 94 strikeouts. Went 4-5 with a 3.20 ERA (25 ER/70.1 IP) in 10 starts in the second half, holding batters to a .247 AVG with 15 walks and 57 strikeouts.
- Tossed his 4th career shutout on April 4 vs. MIN with 100 pitches in a 1-0 Marlins victory. Marked the fourth time in club history that a Marlins pitcher has thrown a complete game shutout in the first six team games of the season and the first since Dontrelle Willis and Josh Beckett in 2005 in games four and six, respectively.
- Made his fourth Opening Day roster (2020, 2021, 2022, 2023).
- Was named Miami's Opening Day starter for the fourth consecutive season, becoming the first pitcher in Marlins history to make four consecutive Opening Day starts. Surpassed the previous mark of three, which he shared with Josh Beckett (2003-05) and Josh Johnson (2010-12). Alcantara was one of three pitchers in the Majors to make a fourth consecutive Opening Day start with the same team, joining Philadelphia's Aaron Nola (sixth) and Cleveland's Shane Bieber (fourth).

2022

- Became the first player in Franchise history to be named the National League Cy Young Award Winner, posting a 2.28 ERA (58 ER/228.2 IP) in 32 starts.
- Won *Baseball Digest's* MLB Pitcher of the Year Award. Became the second Marlin to win this honor (Dontrelle Willis, 2005). Was named the second annual Juan Marichal Award recipient, an honor given to the league's best Dominican player.
- Led MLB with 228.2 innings pitched and six complete games and ranked 5th in ERA (2.28). Among NL pitchers, ranked 2nd in ERA, 4th in strikeouts (207), and 6th in WHIP (0.98), and opponent AVG (.212).
- Three of his six complete games came against teams at the top of the National League - May 22 at ATL; June 29 at STL; and Aug. 27 vs. LAD. The other three were on Aug. 3 vs. CIN, Sept. 18 at WSH, and Sept. 30 at MIL.
- His 2.28 ERA in 32 starts marked the second-lowest in club history through that many starts, behind only Kevin Brown in 1996 (32 starts).
- His 14 wins were the most by a Marlins pitcher since José Ureña in 2017 (14-7). The last Marlin to have more wins was José Fernández, who won 16 games in 2016.
- Recorded the most innings pitched in a season by an MLB pitcher since David Price threw 230.0 innings in 2016. The last Marlins pitcher to throw more innings was Dontrelle Willis with 236.1 innings in 2005. Now ranks 5th on the Marlins leader board for single-season IP, behind Kevin Brown's 233.0 inning season in 1996.
- Became the first pitcher since Chris Sale in 2016 to throw six CG. Only three pitchers in club history have recorded more CGs in a season - Liván Hernández (nine, 1998), A.J. Burnett (seven, 2002), and Dontrelle Willis (seven, 2005).
- Recorded double-digit strikeouts in six games, the second-most such starts in a season by a Marlins pitcher, behind only José Fernández who had nine in 2016.
- Posted a 1.64 ERA (22 ER/121.0 IP) in 16 starts at loanDepot park. Marked the best home ERA by a Marlins starter with at least 15 starts since José Fernández in 2016 and is the fourth-lowest mark in club history (J. Fernández, 1.19 - 2013; J. Johnson, 1.57, 2010; J. Fernández, 1.63 - 2016).
- Became the first pitcher in club history to record multiple seasons of at least 200.0 innings and least 200 strikeouts, doing so in back-to-back years. Was the first MLB pitcher to have back-to-back seasons of such caliber since Justin Verlander, Gerrit Cole, and Jacob deGrom in 2018-2019.



INNINGS PITCHED	9.0 - 12x; Last, 8/12/23 vs. NYY
STRIKEOUTS	14 - 2x; last, 5/28/22 at ATL
LAST CG	8/12/23 vs. NYY
LAST SHUTOUT	4/4/23 vs. MIN
LOW-HIT CG	2 - 5/19/19 vs. NYM
SCORELESS IP	14.0 - 9/8/19 to 9/13/19
WIN STREAK	4 G - 5/16-6/2/22
LOSS STREAK	3 G - 6/27-7/3/19

2022 (CONT.)

- Was named an NL All-Star and pitched a 1-2-3 second inning. Marked his second career All-Star game (also 2019).
- Tossed at least 8.0 innings in 14 starts in 2022, more than double the amount of anyone else (Aaron Nola, six), and more than any MLB teams' entire pitching staff.
- Owned eight starts of 7.0+ IP without allowing a run, tied for second-most such starts in a single-year by a Marlins pitcher (Kevin Brown, 1996; José Fernández, 2013 and 2016; Brad Penny, 2001), trailing Dontrelle Willis who did it nine times in 2005.
- Held his opponents to one-or-zero earned runs in 16 of his starts and two earned runs-or-less in 25 of 32 starts. Has the most starts of two earned runs-or-less in club history since Dontrelle Willis did so in 24 of 34 starts in 2005. The only Marlins pitcher to put together more such outings was Kevin Brown in 1996 (25).
- Earned NL Player of the Week Honors (May 16-22) after going 2-0 with one earned run in 17.0 innings.
- Set a career-high with 14 strikeouts on May 28 at ATL, the second-most strikeouts in a game by an MLB starter in 2022 and second-most in club history, behind Ricky Nolasco in 2009 (16 Ks).
- Pitched at least 7.0 innings and held opponents to two earned runs-or-fewer in eight straight starts from May 11-June 19, the longest stretch by a Major League pitcher since Félix Hernández had a streak of 16 straight such starts in 2014.
- Was named NL Pitcher of the Month for June, during which he compiled a 3-1 record with a 1.89 ERA across six starts, with 34 strikeouts in 47.2 innings pitched.
- Made his 100th start as a Marlin on Aug. 3 vs. CIN. His 3.08 ERA, 1.141 WHIP, and .222 opponent AVG. each rank 1st in club history through a pitcher's first 100 starts. Tossed his third-career shutout against the Reds in that game, his first of the year. Also marked his third CG during the campaign.
- Became the seventh Marlins pitcher to throw a 9.0-inning complete game vs. LAD in club history on Aug. 27 (last, Jason Vargas on Aug. 21, 2005). Was one of two MLB pitchers to throw a complete game against the Dodgers in 2022 (other, PIT's Chad Kuhl on June 27).
- Tossed his ninth career complete game and MLB-leading sixth of the year in his last outing on Sept. 30 at MIL, but took the loss with one earned run allowed in 8.0 innings. Marked the 15th time in Marlins history that the starting pitcher went 8.0 innings on the road in a game the team lost. It had been done by 10 different pitchers, the last coming on Aug. 16, 2012 at COL by Ricky Nolasco.



2021

- Made a team-leading and career-high 33 starts, becoming the 14th pitcher (18th time) in Marlins History to make 33 starts.
- Over his final 10 outings, went 3-5 with a 2.21 ERA (17 ER/69.1 IP) and struck out 80 batters, holding opponents to a .205 AVG.
- Pitched a Major League-most six games in which he worked 8.0 innings and allowed one run-or-less.
- Surpassed the 200.0-inning plateau, becoming the first Marlins pitcher to do so since Mark Buerhle in 2012 (202.1 IP) and first RHP since Josh Johnson (209.0 IP) in 2009. Became the fifth pitcher in franchise history to record 200 innings pitched and 200 strikeouts in the same season, joining Al Leiter (1996), Kevin Brown (1997), Ryan Dempster (2000), and A.J. Burnett (2002) with six strikeouts in his final start.
- Allowed a total of 18 earned runs in two starts in 2022 (May 14 at Dodger Stadium and Aug. 6 at Coors Field). Combined to surrender just 51 earned runs over his other 31 starts (2.47 ERA).
- Struck out 14 batters on Sept. 8 at NYM. Became the first Marlins pitcher with 14+ strikeouts in a game since Dan Straily (14 strikeouts; April 22, 2017 at SD) and first Marlins pitcher with 14+ strikeouts at home since José Fernández (14 strikeouts; Sept. 9, 2016 vs. LAD).
- Made his second consecutive Opening Day start on April 1 vs. TB. Recorded seven strikeouts, most by a Marlins starting pitcher on Opening Day since 2014 (José Fernández, nine strikeouts in 6.0 innings pitched).

FRONT OFFICE

FIELD STAFF

PLAYERS

CLUB HISTORY

SEASON IN REVIEW

OPPONENTS

GENERAL INFORMATION

2020

- Started seven games for the Marlins in the shortened season, going 3-2 with a 3.00 ERA in 42.0 innings pitched.
- Made his first career Opening Day start on July 24, 2020 at PHI, earning the win in 6.2 innings, allowing one run and striking out seven. His 6.2 innings were the most by a Marlins starting pitcher on Opening Day since 2015 (Henderson Álvarez, 7.0 IP).
- Made his first Postseason start on Sept. 30 in Game 1 of the Wild Card Series against the CHC at Wrigley Field. Earned the win with 6.2 innings allowing just three hits and one run.
- Started Game 1 of the Division Series against the Atlanta Braves. Took the loss and allowed five runs over 6.0 innings, striking out eight batters.

2019

- Finished his first full season with the Marlins without missing a turn through the rotation, posting a 6-14 record with a 3.88 ERA (85 ER/197.1 IP) in 32 starts. He held opponents to a .241 AVG with 151 strikeouts.
- His 197.1 innings set a Marlins' rookie record, surpassing Scott Olsen's 180.2 innings in 2006, and the most by a Marlin overall since Nathan Eovaldi tossed 199.2 in 2014. It was also the most by a rookie in the Majors since Boston's Daisuke Matsuzaka threw 204.2 frames in 2007, and the most by an NL rookie since 1997, when Matt Morris had 217.0 for St. Louis, and Chris Holt had 209.2 for Houston.
- His 32 starts were the most by a rookie in Club history, beating the previous record of 31 starts held by Brian Meadows in 1998 and Scott Olsen in 2006. They were the most by any Marlins' starter since Dan Straily had 33 in 2017.
- His ERA and AVG against also made the Franchise rookie leaderboards. His ERA ranked 2nd behind only José Fernández in 2013 (2.19), and his AVG against was the 3rd-lowest mark, trailing Fernández (.182) and Olsen (.239). His average against also ranked 18th among all qualified starters in Club history, the lowest since José Ureña held batters to a .238 AVG in 2017.
- He tossed two shutouts (May 19 vs. Mets, Sept. 8 vs. KC). He tied Dontrelle Willis in 2003 for the most shutouts by a rookie in Club history. He became just the eighth rookie pitcher since 2000 to record two shutouts in a season, the first since Mike Montgomery in 2015 for Seattle, and the first NL pitcher since J.A. Happ in 2009 for Philadelphia. His two shutouts in 2019 were tied with Cleveland's Shane Bieber and the White Sox's Lucas Giolito for the most shutouts in the Majors.
- He allowed just two hits and struck out eight in shutting out the Mets. He needed just 89 pitches, the second-fewest in a 9.0-inning complete game in Club history, behind an 88-pitch outing by Henderson Álvarez in 2014. It was the first shutout for Miami since Edinson Vólquez's no-hitter on June 3, 2017, vs. ARI. He became the first rookie pitcher to toss a shutout since San Francisco's Ty Blach did so on June 2, 2017 at PHI.

2019 (CONT.)

- Among qualified NL rookies in 2019, he ranked 2nd in AVG against, behind Atlanta's Mike Soroka (.236), and 3rd in ERA and strikeouts.
- In his opening start of the season, on March 31 vs. COL, tossed a then career-high 8.0 shutout innings, allowing just four hits and striking out six. He retired 18 of the last 19 batters he faced and was the first Marlins starter with 8.0 shutout innings and no walks since José Fernández did so on Sept. 20, 2016 vs. WSH. According to the *Elias Sports Bureau*, Alcantara was the second-youngest pitcher (23 years, 205 days) in Club history to toss 8.0 shutout innings; the youngest was Fernández, who did so at 21 years, 272 days on April 29, 2014 vs. ATL.
- Alcantara was Miami's lone representative in the 2019 All-Star Game at Progressive Field. He became the 5th rookie in Club history to be named an All-Star, joining Álex González (1999), Dontrelle Willis (2003), Dan Uggla (2006), and José Fernández (2013). In the All-Star Game on July 9, he came on in relief in the 8th inning and tossed a scoreless frame, allowing just one hit and striking out one batter.
- He went 0-2 with a 7.89 ERA (19 ER/21.2 IP) in his first four starts to begin the second half, but bounced back over his final 11 starts of the season, posting a 2-4, 2.78 (23 ER/74.1 IP) line, limiting batters to a .207 AVG with 62 strikeouts. His ERA from Aug. 5 onward ranked 8th in the NL and his average against was 10th.
- He worked at least 7.0 innings in 11 outings in 2019, the most by a Marlin since José Fernández did so 13 times in 2016. Miami went 7-4 in those starts and 4-17 in his other outings.
- Alcantara received an average of 3.06 runs of support per start, by far the lowest in the Majors among qualified pitchers, ahead of Kansas City's Brad Keller (3.81). It was the third-lowest single-season mark in Franchise history (Nathan Eovaldi, 2.70 in 2014 and Josh Johnson, 2.92 in 2012).

2018

- Finished first season in Marlins' system with six Major League starts, posting a 2-3 record and 3.44 ERA (13 ER/34.0 IP). In 19 starts at Triple-A New Orleans, went 6-3 with a 3.89 ERA (50 ER/115.2 IP). Also had three rehab starts at Single-A Jupiter, where he had no record and a 3.97 ERA (5 ER/11.1 IP).
- At the time of his final promotion, ranked 7th in Pacific Coast League in ERA (3.89). Among PCL leaders, ranked 2nd in AVG against (.246), 3rd in WHIP (1.25), and fewest base runners per 9.0 (11.67).
- Made season debut with Miami on June 29, making first Major League start against Mets at loanDepot park. Allowed just one run on three hits with five walks and two strikeouts over 5.0 innings to record first Major League win.
- The night after his debut, Pablo López made his first career Major League start and also earned a win. The pair became the first set of teammates to earn wins in their first career starts in consecutive days since April 9-10, 2012, when Yu Darvish and Neftalí Feliz each made their first career starts with the Rangers. The last National League team to have such a duo was the Reds on April 15-16, 1967 with Gary Nolan and Mel Queen (*STATS*).
- Recalled by Miami on Sept. 1 and made second start on Sept. 5 vs. PHI. In that start, held Phillies scoreless on three hits and two walks, while striking out six over a career-high 7.0 innings.

2017

- Had contract selected by St. Louis on Sept. 1 and made debut on Sept. 3 at SF. Allowed one run and two hits over 0.2 inning, surrendering an 8th-inning leadoff home run to Tim Federowicz. Recorded first MLB strikeout three batters later (Buster Posey).

2016

- Led all Cardinals' Minor Leaguers with 153 strikeouts and ranked 5th with 11.23 strikeouts/9.0 innings. He went a combined 5-11 with a 3.96 ERA in 23 starts and 122.2 innings between Single-A Peoria and Advanced-A Palm Beach.

2015

- Went 4-4 with a 3.22 ERA in 12 starts for GCL Cardinals. Struck out 51 batters in 64.1 innings.



@SANDYALCANTARAMPH



@SANDYALCANTAR22



2017: Acquired by Miami with RHP Zac Gallen, LHP Daniel Castano and OF Magneuris Sierra from St. Louis in exchange for OF Marcell Ozuna on 12/14.

2013: Signed by St. Louis as an international free agent on 7/2. Signed by scout Moises Rodriguez.



2023: Right forearm flexor strain (Sept. 4-End of season)

2020: Undisclosed (August 4-August 30)

2018: Right axillary infection (July 4-August 5)

PERSONAL/MISCELLANEOUS

- Sandy Alcantara is married to his wife Yorleni; they have one son, Yorlin.
- Alcantara is one of 11 children. He has seven sisters and three brothers. He left home at the age of 11 to live with his sister, Aridia, in Santo Domingo to attend better schools and baseball practices. While he was playing in the Arizona Fall League in 2017, his brother, Alexander, was killed in a motorcycle accident at the age of 17. Alcantara has dedicated his career to his younger brother and tattooed his nickname "Lexi" on his left arm.
- His glove features respects to both his brother and his mother, who he lost prior to the 2022 season.
- The Marlins produced a short film, called "22" based on Sandy's historic 2022 season, as he became the first player in franchise history to win the Cy Young Award. Check it out at marlins.com/22
- The house he bought to settle down with his family in South Florida was previously owned by Ivan "Pudge" Rodriguez.
- Is an avid gamer; has beat many of his teammates in "Call of Duty".
- On January 10, 2023, Sandy was awarded a key to the city of Miami from Mayor Francis Suarez. January 10 is now "Sandy Alcantara Day" in the city.



2022: National League Cy Young

All MLB First-Team

MLB Players Choice NL Outstanding Pitcher

NL Pitcher of the Month (June)

NL Player of the Week (May 22)

2021: South Florida BBWAA Marlins MVP

2019: National League All-Star

South Florida BBWAA Marlins Rookie of the Year

2017: Arizona Fall League Fall Star

ALCANTARA'S PITCHING HISTORY

YEAR	CLUB	W-L	ERA	G	GS	CG	SHO	SV	SVO	IP	H	R	ER	HR	HB	BB	SO	WP	BK
2023	MIAMI	7-12	4.14	28	28	3	1	0	0	184.2	176	91	85	22	5	48	151	4	1
	Minors (5 yrs.)	23-32	3.94	94	90	2	0	0	0	496.0	460	244	217	31	41	195	461	62	9
	MAJORS (6 yrs.)	41-55	3.32	146	138	12	4	0	0	900.2	769	378	332	91	35	273	789	18	4

BATTING HISTORY

	TOTALS	AVG.	G	AB	R	H	2B	3B	HR	RBI	SH	SF	HBP	BB	SO	SB	CS	OBP	SLG	OPS
	MAJORS (6 yrs.)	.055	118	128	2	7	2	0	0	4	5	0	2	5	99	0	0	.104	.070	.174

POSTSEASON HISTORY

YEAR	CLUB/OPP	SERIES	W-L	ERA	G	GS	CG	SHO	SV	SVO	IP	H	R	ER	HR	HB	BB	SO	WP	BK
2020	MIA/CHC	NLWC	1-0	1.35	1	1	0	0	0	0	6.2	3	1	1	1	1	3	4	0	0
	MIA/ATL	NLDS	0-1	7.50	1	1	0	0	0	0	6.0	8	5	5	1	1	1	8	0	0
	Wild Card		1-0	1.35	1	1	0	0	0	0	6.2	3	1	1	1	1	3	4	0	0
	Division Series		0-1	7.50	1	1	0	0	0	0	6.0	8	5	5	1	1	1	8	0	0
	TOTALS		1-1	4.26	2	2	0	0	0	0	12.2	11	6	6	2	2	4	12	0	0

ALL-STAR GAME HISTORY

YEAR	CLUB/TM, SITE	W-L	ERA	G	GS	CG	SHO	SV	SVO	IP	H	R	ER	HR	HB	BB	SO	WP	BK
2022	NL/MIA, LAD	0-0	0.00	1	0	0	0	0	0	1.0	0	0	0	0	0	0	2	0	0
2019	NL/MIA, CLE	0-0	0.00	1	0	0	0	0	0	1.0	1	0	0	0	0	0	1	0	0
	TOTALS	0-0	0.00	2	0	0	0	0	0	2.0	1	0	0	0	0	0	3	0	0

FRONT OFFICE

FIELD STAFF

PLAYERS

CLUB HISTORY

SEASON IN REVIEW

OPPONENTS

GENERAL INFORMATION



ELVIS ALVARADO

RIGHT-HANDED PITCHER

75

HEIGHT	WEIGHT	B/T	DOB	BORN	MLB DEBUT
6'5"	200	R/R	SEPTEMBER 7, 1995	AZUA, DR	SEPTEMBER 3, 2017 AT SF

ACQUIRED	CONTRACT STATUS
SIGNED BY MIAMI AS A MINOR LEAGUE FREE AGENT ON 1/25/24	SIGNED THROUGH 2024

NON-ROSTER INVITEE

FRONT OFFICE

FIELD STAFF

PLAYERS

CLUB HISTORY

SEASON IN REVIEW

OPPONENTS

GENERAL INFORMATION

2023

- Elvis Alvarado combined to go 2-2 with a 5.18 ERA (19 ER/33.0 IP) over 31 games (two starts) in three levels within the Detroit Minor League system last season (Double-A Erie, High-A West Michigan, and Low-A Lakeland).
- Spent the majority of the campaign at High-A West Michigan, where he posted a 2-1 record with a 4.73 ERA (14 ER/26.2 IP) and averaged 11.1 strikeouts per 9.0 innings pitched (33 SO).
- Was a Spring Training non-roster invitee with Detroit.
- Pitched for Estrellas Orientales in the Dominican Winter League, going 2-0 with no runs allowed in 12.2 IP over 14 relief appearances. Only allowed seven hits over 50 batters faced.

2022

- Combined to pitch in 49 games between Single-A Lakeland, Single-A West Michigan and Double-A Erie.
- Pitched in 10 games for West Michigan in June, compiling a 2-1 record with four saves, a 1.46 ERA (2 ER/12.1 IP) and 16 strikeouts.
- Did not allow an earned run in 18 consecutive appearances from June 14-August 14, throwing 22.0 innings and giving up eight hits with 25 strikeouts.
- Made four appearances with Estrellas Orientales in the Dominican Winter League and did not allow a run in 7.0 IP, giving up four hits with seven strikeouts.

2021

- Spent the entire 2021 season with Single-A Modesto, seeing time in 31 games.
- Pitched in six games during August and had a 2.63 ERA (13.2IP/4ER) and nine strikeouts.

2020

- Worked out remotely during the 2020 season as a result of the COVID-19 pandemic. Did not play.

2019

- Began the 2019 season in the Nationals organization before being acquired by Seattle on July 31.
- Made 13 appearances during the season, with 10 of those lasting 2.0 innings or longer.
- Went 0-1 with a 2.25 ERA (3 ER/12.0 IP) and 13 strikeouts in five appearances, including one start during August.

2018

- Began his professional career in 2018 with the GCL Nationals, pitching in 10 games.



2024: Signed by Miami as a Minor League free-agent on 1/25.

2021: Selected by Detroit from Seattle in the Minor League phase of the Rule 5 Draft on 12/8.

2019: Acquired by Seattle, along with LHP Aaron Fletcher and LHP Taylor Guilbeau from Washington in exchange for LHP Roenis Elías and RHP Hunter Strickland on 7/31.

2015: Signed by Washington as an international free agent on 7/10.

ALVARADO'S PITCHING HISTORY

YEAR	CLUB	W-L	ERA	G	GS	CG	SHO	SV	SVO	IP	H	R	ER	HR	HB	BB	SO	WP	BK
2023	Erie (AA)	0-0	0.00	1	1	0	0	0	0	1.0	0	0	0	0	0	0	1	0	0
	West Michigan (A+)	2-1	4.73	25	0	0	0	2	4	26.2	28	17	14	5	2	11	33	3	0
	Lakeland (A+)	0-1	8.44	5	1	0	0	0	1	5.1	7	6	5	0	1	3	6	1	0
	Minors (5 yrs.)	12-10	4.70	134	7	0	0	12	20	180.0	179	119	94	13	21	95	183	30	3



JACOB AMAYA

INFIELDER

67

HEIGHT	WEIGHT	B/T	DOB	BORN	MLB DEBUT
6'0"	180	R/R	SEPTEMBER 3, 1998	EL MONTE, CA	JUNE 18, 2023 AT WSH
ACQUIRED FROM LOS ANGELES-NL IN EXCHANGE FOR SS MIGUEL ROJAS ON 1/12/23			CONTRACT STATUS SIGNED THROUGH 2024		

2023

- Jacob Amaya (Ah-MY-ah) played in four games for Miami during one stint in the Majors from June 17-26.
- Was recalled by Miami on June 17 and made his Major League debut on June 18 at WSH, batting 9th and playing shortstop for the Marlins. Went 1x3 with a run scored, one RBI, and a stolen base in his debut.
- Became the second player in Marlins history to record a hit, stolen base, RBI, and score a run in his first career game, joining Jerar Encarnacion on June 19, 2022 at NYM.
- In his first season with the Marlins organization, hit .252 with a .752 OPS in 128 games with Triple-A Jacksonville.
- Led the Jumbo Shrimp in games played, runs scored (85), ranked 2nd in doubles (26) and walks (70), ranked 3rd in hits (122), and 4th in RBI (65) and home runs (15).
- In 118 games played at shortstop for Triple-A Jacksonville, committed 14 errors in 440 total chances (.968 fielding pct.), while committing zero errors in 38 total chances in 10 games at second base.
- Acquired by Miami from Los Angeles-NL in exchange for SS Miguel Rojas on Jan. 12 and was placed on 40-man roster with an invitation to Major League Spring Training.

2022

- Was named an MiLB.com Organizational All-Star for the Dodgers in 2022, combining for 17 home runs and 71 RBI in 133 games played between Double-A Tulsa and Triple-A Oklahoma City.
- With Double-A Tulsa, slashed .264/.370/.500 in 49 games. Had 10 doubles, three triples, nine homers, and 26 RBI. Walked 32 times with 29 strikeouts. His .870 OPS got him a promotion to Triple-A on June 14.
- Hit a grand slam in his third game with the Oklahoma City Dodgers on June 16. Went 2x4 with one run scored and five RBI.
- In 84 games at Triple-A, batted .259 (76x294) with 46 runs scored, 10 doubles, one triple, eight homers, and 45 RBI.

2021

- Played with Double-A Tulsa, hitting .216 (90x417) in 113 games played.
- Hit 15 doubles, 12 homers, and 47 RBI with 52 walks, totaling a .216/.303/.343 slash line. Matched his 2019 stolen base total with five.
- Started 111 games at shortstop, appearing in 969.1 innings with a .950 fielding percentage. Committed 20 errors over 399 total chances.
- Played with the Glendale Desert Dogs in the Arizona Fall League, batting .333/.463/.556 in 19 games played. Hit three home runs and had six RBI.

2020

- Did not play due to the COVID-19 pandemic.

2019

- Combined to hit .260/.369/.391 over 124 games between Single-A Great Lakes and Advanced-A Rancho Cucamonga.
- Hit .265 with 25 doubles, four triples, and six home runs in 103 games. Was promoted to Advanced-A on Aug. 7, where he hit .250/.307/.375 with three doubles, two triples, and one home run in 21 games. Hit .278 with two doubles and one homer against lefties in this stretch.
- Hit a walk-off home run against Lake Elsinore during Game 3 of the California League playoffs. The solo shot was his second of the game, as he recorded his first multi-homer performance of his career.



HITS	1 - 2x; last, 6/19/23 vs. TOR
RUNS	1 - 6/18/23 at WSH
HOME RUNS	None
RBI	1 - 2x; last, 6/19/23 vs. TOR
SB	1 - 6/18/23 at WSH
HIT STREAK	2 G - 6/18-19/23
WALK-OFF HITS	None

2018

- Hit .311/.432/.436 with 10 doubles, three triples, and four home runs in 59 games with Single-A Great Lakes and Rookie-level Ogden.
- Hit .346 with nine doubles, three triples, three home runs, and 24 RBI in 32 first half games with the Raptors. Was promoted to Single-A on Aug. 1, where he hit .265 with a double, a home run, and five RBI.

2017

- Spent his first professional season with the Arizona League Dodgers, where he batted .254/.364/.356 with four doubles, one triple, two home runs, and 14 RBI in 34 games.

PERSONAL/MISCELLANEOUS

- Full name is Jacob Carlos Amaya.
- Attended South Hills High School (West Covina, CA) where he hit .323 with 15 RBI and three home runs and helped his team win the CIF Southern Section Championship in 2016.
- His grandfather, Frank Amaya, was a shortstop in the Dodgers organization from 1955-58.



2022: MiLB.com Organizational All-Star (LAD)

2019: Pioneer League Mid-Season All-Star



2023: Acquired by Miami from Los Angeles-NL in exchange for INF Miguel Rojas on 1/11.

2017: Selected by Los Angeles-NL in the 11th round of the First-Year Player Draft.

FRONT OFFICE

FIELD STAFF

PLAYERS

CLUB HISTORY

SEASON IN REVIEW

OPPONENTS

GENERAL INFORMATION



@JAKEAMAYA3



@JACOBAMAYA3

AMAYA'S BATTING HISTORY

YEAR	CLUB	AVG.	G	AB	R	H	2B	3B	HR	RBI	SH	SF	HBP	BB	SO	SB	CS	OBP	SLG	OPS
2023	MIAMI	.222	4	0	1	2	0	0	0	2	0	0	0	0	1	1	0	.222	.222	.444
	Jacksonville (AAA)	.252	128	484	85	122	26	2	15	65	0	9	3	70	106	6	2	.345	.407	.752
	Minors (5 yrs.)	.255	591	2186	383	557	103	17	57	297	2	28	16	350	491	40	20	.358	.396	.754
	MAJORS (1 yr.)	.222	4	0	1	2	0	0	0	2	0	0	0	0	1	1	0	.222	.222	.444

CAREER FIELDING

POS	G	GS	INN	TC	PO	A	E	FLD%
SS	3	3	21.0	2	0	2	0	1.000
2B	1	0	2.0	1	1	0	0	1.000

HOME RUN BREAKDOWN

GRAND SLAMS	None
INSIDE-THE-PARK	None
LEADOFF	None
PINCH HIT	None
WALK-OFF	None
MULTI-HR	None

FRONT OFFICE

FIELD STAFF

PLAYERS

CLUB HISTORY

SEASON IN REVIEW

OPPONENTS

GENERAL INFORMATION



TIM ANDERSON

INFIELDER

7

HEIGHT	WEIGHT	B/T	DOB	BORN	MLB DEBUT
6'1"	185	R/R	JUNE 23, 1993	TUSCALOOSA, AL	JUNE 10, 2016 VS. KC

ACQUIRED SIGNED BY MIAMI AS A MAJOR LEAGUE FREE AGENT TO A ONE-YEAR CONTRACT ON 2/24/24

CONTRACT STATUS SIGNED THROUGH 2024

2023

- Batted .245, his lowest mark since 2018 (.240), in his eighth season with Chicago-AL.
- Appeared in 121 games, including 117 starts at shortstop and two at second base (first career appearances).
- Hit .304/.331/.384 (38x125) vs. LHP, compared to .226/.272/.266 (83x368) vs. RHP.
- Batted a monthly-high .292 (28x96) over 23 July games.
- Increased his slash line to .274/.321/.338 (60x219) in the second half (56 games), compared to .223/.259/.263 (61x274) prior to the break (67 games).
- Committed 15 errors (14 at shortstop and one at second base), his highest total since 2019 (26).
- Matched his career high with four hits three times: April 7 at PIT, May 26 at DET, and Sept. 18 at WSH.
- His one leadoff homer marked the fewest since 2019 (zero).
- Made his fifth-career Opening Day start at shortstop in the last six seasons on March 30 at HOU (suspended to start 2022).
- Hit safely in his first four games of the season, including multi-hit efforts in the first three contests from March 30-April 1.
- Was ejected by home plate umpire D.J. Reyburn for arguing a called third strike on April 5 vs. SF (eighth career).
- Matched his career high with four hits and four runs scored on April 7 at PIT.
- Was placed on the Injured List on April 11 with a sprained left knee (suffered on April 10 at MIN). Appeared in three injury rehabilitation games with Triple-A Charlotte and was reinstated on May 2.
- Matched his career high with four hits and scored three runs on May 26 at DET.
- Was moved to the No. 2 spot in the order on June 17 vs. SEA and hit in the spot through July 28 vs. CLE.
- Made his first two career starts at second base from June 23-24 vs. BOS. His first 817 career defensive appearances came at shortstop. Returned to shortstop on June 26 at LAA.
- Snapped a career-long 0x24 stretch with a multi-hit effort on June 29 at LAA.
- Returned to the leadoff spot on July 29 vs. CLE and hit his first homer of 2023, his 16th-career leadoff shot. Marked his first home run since July 15, 2022 at MIN, snapping a stretch of 97 games and 420 plate appearances without a home run.
- Opened the second half hitting .351 (20x57) with two doubles, a homer, six RBI, and eight multi-hit efforts over 14 games from July 14-29.
- Was ejected from the game on Aug. 6 at CLE following an on-field altercation with CLE's José Ramirez. Was suspended six games and fined an undisclosed amount by MLB. Reached a settlement with MLB to reduce the suspension to five games, and served from Aug. 18-22.

2023 (CONT.)

- His steal of home on July 22 at MIN was the first for the White Sox since Billy Hamilton on Sept. 26, 2021 at CLE.
- Recorded his second, and final, multi-RBI game of the season on Aug. 30 at BAL.
- Reached 1,000 career hits on Sept. 3 vs. DET, becoming the 30th player in franchise history to reach the milestone and the 19th to record his first 1,000 career hits with Chicago-AL.
- Went 16x38 (.421) with a double, RBI and four runs scored over a season-high, 10-game hitting streak from Sept. 9-20.
- Registered four hits on Sept. 18 at WSH, his final multi-hit game of 2023.
- Finished the season going 5x31 (.161) with zero extra-base hits or RBI in eight games from Sept. 19-30.
- White Sox declined his \$14-million club option for the 2024 season on Nov. 4.



HITS	4 - 16x; last, 9/18/23 at WSH
RUNS	4 - 3x; last, 4/7/23 at PIT
HOME RUNS	2 - 6x; last, 9/23/21 at CLE (G1)
RBI	4 - 3x; last, 9/23/21 at CLE (G1)
SB	2 - 7x; last, 4/7/23 at PIT
HIT STREAK	16 G - 6/27-7/19/21
WALK-OFF HITS	3 - last, 8/12/21 vs. NYY

FRONT OFFICE

FIELD STAFF

PLAYERS

CLUB HISTORY

SEASON IN REVIEW

OPPONENTS

GENERAL INFORMATION

2022

- Was limited by injuries to a career-low 79 games. Did not play after undergoing surgery on his left hand in early August.
- Hit .301, his fourth consecutive season with a .300-plus AVG. Would have ranked 11th in the AL with the required plate appearances.
- Did not record double-digit home runs for the first time since his rookie season in 2016 (nine).
- Slashed .397/.426/.534 (23x58) vs. LHP, compared to .281/.321/.365 (77x274) vs. RHP.
- Was successful on all 13 of his stolen-base attempts. Recorded his 100th-career stolen base on June 27 at LAA.
- Hit two leadoff homers to bring his career total to 15, second-most in franchise history behind Ray Durham (20).
- Batted .356 (58x163) with nine doubles, five homers, 19 RBI, and an .896 OPS in 40 combined games in April and May.
- Slash line dropped to .249/.287/.290 (42x169) with a homer and six RBI in his final 39 games in June, July, and August.
- Hit .442/.455/.535 (19x43) after an 0-1 count, the ninth-highest average in the AL.
- Missed the first two games of the season while serving a MLB suspension for his on-field actions on Sept. 27, 2021 at DET.
- Made his season debut on April 10 at DET, going 3-5 with two doubles and two runs scored in a 10-1 victory.
- Was fined and suspended one game by MLB for an inappropriate gesture toward fans on April 20 at CLE. Appealed the suspension, which later was overturned.

	2022 (CONT.)	2021 (CONT.)
FRONT OFFICE	<ul style="list-style-type: none"> Hit his 14th-career leadoff home run on April 24 at MIN (off Chris Archer). Homered on the first pitch of the game for the sixth time in his career, tying Hall-of-Famer Craig Biggio for the third-highest total in MLB history. Connected on his 15th-career leadoff homer on April 30 vs. LAA (off José Suárez). Batted .385/.433/.490 (37x96) with two homers, 12 RBI, 13 runs, five stolen bases, and a .922 OPS in May. His 37 hits tied for the second-highest monthly total of his career (44 in August 2019). Recorded five consecutive multi-hit efforts from May 18-24, matching the longest streak of his career (also Aug. 14-18, 2019). Left the game in the fifth inning on May 29 vs. CHC with a strained right groin. Was placed on the 10-day Injured List on May 31 (retroactive to May 30). Appeared in four rehab games with Triple-A Charlotte and was returned from the assignment and reinstated from the IL on June 20. 	<ul style="list-style-type: none"> Hit five leadoff homers to move into second place in franchise history with 13, trailing Ray Durham (20). His 17 total homers tied Alejandro De Aza (2013) and Durham (2000) for second-most in White Sox history from the leadoff spot (Durham, 19 in 1998). Joined LHP Carlos Rodón as the seventh and eighth White Sox first-round picks to be named All-Stars. Became the first position player selected by the Sox in the first round to make an All-Star Team since Frank Thomas in 1997. Was the White Sox Opening Day shortstop for the fifth consecutive season. Hit his first home run on April 2 at LAA. Left in the first inning on April 4 at LAA with left hamstring tightness. Missed two games before being placed on the 10-day Injured List on April 7 (retroactive to April 5) with a strained left hamstring. Was reinstated from the IL on April 15. Hit safely in each of his first nine games off the IL (.385, 15x39). Connected on his second career grand slam on May 1 vs. CLE, a go-ahead shot in the second inning off Triston McKenzie.
FIELD STAFF	<ul style="list-style-type: none"> Was voted AL starting shortstop in the All-Star Game, his second All-Star appearance (also 2021). Went 1x2 as the No. 7 hitter on July 19 at Dodger Stadium. Was the second African American player to be voted starting AL shortstop, joining Derek Jeter (nine times, last 2014). Hit safely in nine straight games from July 24-Aug. 2, going 12x35 (.343) with two doubles and four multi-hit efforts. 	<ul style="list-style-type: none"> Hit .394 (28x71) with six doubles, three home runs, 10 RBI, and seven multi-hit efforts during his career-high, 16-game hitting streak from June 27-July 19. Scored a run in 13-straight games from July 2-20, the fifth-longest streak in club history, and the longest by a White Sox player since Jim Thome's club-record 17 games from April 2-22, 2006 (22 runs scored total). The run scored streak tied for the second-longest in MLB since 2012, trailing the Angels' Mike Trout (15; July 5-23, 2012). Recorded a hit and scored a run in 12 straight games from July 2-19, the longest streak in club history. Was officially named to the AL All-Star team on July 10, replacing HOU's Carlos Correa. Played two innings on defense, but did not bat at the Midsummer Classic on July 12 at COL's Coors Field. Led off back-to-back games with leadoff home runs for the second time in his career on Aug. 8 at CHC and Aug. 9 at MIN (also Aug. 17-18, 2020 vs. DET).
PLAYERS	<ul style="list-style-type: none"> Was ejected by home-plate umpire Nick Mahrley on July 29 vs. OAK for arguing balls and strikes. Received a three-game suspension and an undisclosed fine from MLB for making contact with Mahrley following the ejection. Appealed the suspension, which was reduced to two games. Was placed on the 10-day Injured List on Aug. 9 with a sagittal band tear on the middle finger of his left hand. Underwent successful surgery on Aug. 11 in Chicago in a procedure performed by hand specialist Dr. John Fernandez of Midwest Orthopedics at RUSH, Oakbrook Surgery Center. Missed the remainder of the season. 	<ul style="list-style-type: none"> Recorded a hit and scored a run in 12 straight games from July 2-19, the longest streak in club history. Was officially named to the AL All-Star team on July 10, replacing HOU's Carlos Correa. Played two innings on defense, but did not bat at the Midsummer Classic on July 12 at COL's Coors Field. Led off back-to-back games with leadoff home runs for the second time in his career on Aug. 8 at CHC and Aug. 9 at MIN (also Aug. 17-18, 2020 vs. DET). Hit his second career game-ending home run on Aug. 12 vs. NYY, a two-run shot off LHP Zach Britton in the inaugural "MLB at the Field of Dreams" Game in Dyersville, Iowa. Missed four games from Aug. 21-24 with left hamstring tightness and back-to-back games on Aug. 29 vs. CHC and Aug. 31 vs. PIT before being placed on the 10-day IL (retroactive to Aug. 29). Was reinstated on Sept. 14 and hit safely in his first eight games back, going 12x35 (.343) with two home runs and five RBI. Recorded his sixth career multihomer game in the Sox division-clinching win on Sept. 23 (G1) at CLE, including his 13th-career leadoff home run and a three-run shot in the second inning. Became the first player in franchise history to homer in each of the first two innings in multiple games (also Aug. 17, 2021 vs. DET). Was ejected in the ninth inning on Sept. 27 at DET for making contact with umpire Tim Timmons. Received a three-game suspension and undisclosed fine on Sept. 29. Appealed the suspension, which eventually was reduced to two games and served over the first two games of the 2022 season. Went 7x19 (.368) with a RBI and four runs scored in the four-game series loss vs. HOU in the ALDS. Recorded back-to-back three-hit efforts in Game 2 at HOU and Game 3 vs. HOU. Increased his career postseason hit total to 16, the most in MLB history over a player's first seven playoff games. Was selected as the cover athlete for R.B.I. Baseball '21.
CLUB HISTORY	<p>2021</p> <ul style="list-style-type: none"> Hit .300-or-better for the third consecutive season, just the eighth White Sox player to accomplish the feat among league batting title qualifiers. Ranked fourth in the AL in AVG (.309) in his first-career All-Star season. Also ranked among the AL average leaders in day games (2nd, .347), at home (4th, .325), vs. RHP (5th, .306) and vs. LHP (7th, .326). Was a finalist for the AL Silver Slugger Award at shortstop. Became the first player in White Sox history to finish in the Top 5 of the AL AVG leaders in three consecutive seasons and the first in MLB to accomplish the feat since Houston's José Altuve from 2014-18 (<i>Elias Sports Bureau</i>). Recorded 46 multi-hit games (T-11th in AL), 16 three-plus hit efforts (T-5th in AL) and two four-plus hit games (T-12th in AL). Led the White Sox in hits (163), runs scored (94), stolen bases (18), multi-hit games (46) and three-hit games (16). His 16 three-hit games tied for fifth in the AL. 	
SEASON IN REVIEW	<ul style="list-style-type: none"> The White Sox went 46-21 when he scored a run, 34-11 when he recorded a multi-hit effort and 36-4 when he drove in a run. Hit .300-or-better with runners on base (.339), with two outs (.338) and with RISP (.302). Ranked fifth among AL shortstops with a career-high .977 fielding percentage (10 E/432 TC), up from .967 in 2020 and .951 in 2019. 	
OPPONENTS		
GENERAL INFORMATION		

2020

- Finished second in the AL with a .322 AVG after leading the Majors in 2019 at .335.
- Was attempting to become the 12th player (13th time) in the modern era to lead the Majors in average in back-to-back seasons, the first since COL's Larry Walker in 1998-99 and the first in White Sox history. Went 3x33 (.091) over his last eight games to drop his average from .366 (.002 off the MLB lead) to .322. Would have joined Rogers Hornsby (1924-25), Tommy Davis (1962-63) and Roberto Clemente (1964-65) as the only righties in the modern era to accomplish the feat.
- Won his first career AL Silver Slugger Award, joining Alexei Ramírez (2010, '14) as the only shortstops in White Sox history to earn the honor.
- Tied CLE's José Ramírez for the AL lead with 45 runs scored. Joined John Mostil (135 in 1925) and Frank Thomas (106 in 1994) as the only players in White Sox history to lead the AL in runs.
- Batted .643/.643/.786 (9x14) with two doubles and two runs scored in three games of the AL Wild Card Series at OAK. Recorded three hits in all three contests. His .643 AVG and OBP are the highest in White Sox Postseason history (min. 10 PA).
- The nine hits over his first three Postseason games marked the most in MLB history. Joined St. Louis Hall-of-Famer Lou Brock (1968 World Series Games 3-5) as the only players with three straight three-hit efforts in the Postseason. His nine hits were the most by a White Sox player in a Postseason series since Tim Raines (12) in the 1993 ALCS.
- Hit .333/.367/.569 (34x102) on the road. Ranked third in the AL in AVG and eighth in slugging pct.
- Batted .449/.509/1.000 (22x49) with seven doubles, six home runs, and 12 RBI vs. LHP. Led the AL in slugging pct. and OPS, and ranked second in AVG and OBP.
- Batted .361/.384/.651 (30x83) with five home runs when leading off an inning. Tied for second in the AL with three leadoff homers.
- Became the fifth player in MLB history to hit a leadoff homer in three straight games against a single opponent (DET on Aug. 12 and Aug. 17-18).
- For the second straight year, was selected as the White Sox nominee for the Roberto Clemente Award.

2019

- Led the Major Leagues with a .335 AVG, joining Luke Appling (.388 in 1936) as the only players in White Sox history to accomplish that feat. Also joined Frank Thomas (.347 in 1997) and Appling (.328 in 1943 and 1936) as the only players in Sox history to win the AL batting title.
- His +.095 increase in average from 2018 (.240 to .335) led the Majors and was the largest in White Sox franchise history, breaking the mark of +.086 set by Frank Isbell from 1904-05 (.210 to .296).
- Became the first player in MLB history to lead his league in AVG while finishing last among qualifiers in walks (STATS).
- Set career highs in runs scored (81), hits (167), doubles (32), and total bases (253).
- His six four-hit games led the Majors and were the most by a White Sox shortstop since Appling in 1936 (seven).
- Batted .368/.389/.545 (81x220) from Aug. 1-end of the season, leading the Majors during that stretch in hits. Topped the Majors with 44 hits in August and ranked third in September with 37 (Yoán Moncada led with 41).
- Batted .345 (92x267) on the road, the second-highest mark in the AL and highest by a White Sox player since Magglio Ordóñez (.349) in 2001.

2019 (CONT.)

- His .356 AVG (69x194) in day games ranked second in the AL and was the highest mark by a Sox player since Alex Ríos (.381) in 2010.
- Was selected as the White Sox nominee for the Roberto Clemente Award, the annual recognition of a MLB player who best represents the game of baseball through extraordinary character, community involvement, philanthropy and positive contributions, both on and off the field.
- Named AL Player of the Month for March/April, his first career monthly honor and became the first White Sox middle infielder ever to earn an AL monthly honor. Hit .375/.394/.615 (36x96) with five doubles, six home runs, 18 RBI, 21 runs scored, 10 stolen bases, and a 1.009 OPS over 23 games during March/April. Batted .480 (24x50) with three doubles, five home runs, 11 RBI, and a 1.340 OPS in 12 home games in April. The .480 AVG set a franchise record at home for March/April.
- Was on the Paternity List from April 3-4 after he and his wife, Bria, welcomed their second child, daughter Paxton, on April 1.
- Led off the ninth inning on April 26 vs. DET with his first career game-ending home run to cap a four-hit night
- Left the game on June 25 at BOS after spraining his right ankle while making a play up the middle. Was placed on the 10-day Injured List (retroactive to June 26). Appeared in five rehab games with Triple-A Charlotte from July 24-29. Was returned from Charlotte and reinstated from the IL on July 30.
- Batted .364 (44x121) with 11 doubles, 21 runs scored, and a .908 OPS in August. Hit safely in 11 straight games from Aug. 14-24, going 21x48 (.438) with five doubles, a 1.053 OPS, and eight multi-hit efforts.
- Batted .375/.400/.567 (39x104) from Aug. 31 through the end of the season, raising his AVG from .325 to .335. Recorded 10 multi-hit efforts in a 12-game stretch from Aug. 31-Sept. 13 and compiled a 13-game hitting streak from Sept. 11-26 (.390, 23x59).

2018

- Became the first shortstop in White Sox history to record 20-plus home runs and 20-plus stolen bases in a season.
- Joined Mookie Betts, Francisco Lindor, José Ramírez, Starling Marte and Trevor Story as the only players in the Majors with 20-plus home runs and 25-plus steals.
- His 20 home runs were the most by a White Sox shortstop since Juan Uribe in 2007 (20).
- Recorded his first-career multi-homer game on Opening Day at KC.
- Hit his fifth career leadoff homer on 4/28-2 at Kansas City. Homered four times in a four-game span from May 25-28.
- Became the third player in White Sox history to record a double, triple, and two steals in a game on Aug. 17 vs. KC (last Jim Rivera on 8/11/55 at Kansas City).

2017

- His 17 home runs ranked sixth among AL shortstops and were the seventh-highest total in White Sox history by a shortstop.
- Became the youngest shortstop (age 24) in White Sox history to record double digits in home runs.
- Was successful on 93.8 percent (15x16) of his steal attempts.
- Hit three of the Sox franchise-record eight leadoff home runs.
- Batted .343 (36x105) over his last 25 games and .299 (66x221) with 13 doubles, eight home runs, and 27 RBI over his last 53 games.
- Agreed to terms on a six-year, \$25-million contract on March 21, including club options for 2023 and 2024.

FRONT OFFICE

FIELD STAFF

PLAYERS

CLUB HISTORY

SEASON IN REVIEW

OPPONENTS

GENERAL INFORMATION

2017 (CONT.)

- Was the Opening Day shortstop on April 4 vs. DET. Hit his second career leadoff homer on 4/13 at Cleveland (Josh Tomlin).
- Was ejected by home-plate umpire Jim Wolf (first career) for arguing balls and strikes on June 23 vs. MIN (on his 24th birthday).
- Hit safely in 24 of 25 road games from July 21-Sept. 21 (.330 AVG, 35x106), bookended by 11 and 13-game hitting streaks.
- Connected on his third-career leadoff homer on Aug. 5 at BOS and his fourth on Aug. 15 at LAD.
- Recorded his first-career, game-ending hit on Aug. 23 vs. MIN, a ninth-inning single off Trevor Hildenberger.
- Compiled a career-high, 15-game hitting streak from Sept. 9-24 (.410 AVG, 25x61). Fell a double shy of hitting for the cycle on Sept. 9 vs. SF.
- Ended Matthew Boyd's no-hit bid with a two-out double in the ninth inning on Sept. 17 at DET.

2016

- Ranked among AL rookie leaders in triples (T-1st, 6), runs (2nd, 57), doubles (T-2nd, 22), stolen bases (T-2nd, 10), hits (3rd, 116), total bases (3rd, 177), extra-base hits (T-3rd, 37) and games (6th, 99).
- Made 97 starts at shortstop in his rookie season with the White Sox, recording 33 multi-hit games.
- His contract was selected from Triple-A Charlotte on June 10. Was the starting shortstop that night vs. DET and recorded his first Major League hit in his first at-bat.
- Hit his first career homer on June 23 at BOS, a leadoff shot off Clay Buchholz. Became the first White Sox player to lead off the first with his first-career homer since Thad Bosley on May 29, 1978 vs. OAK (STATS).
- Fell a triple shy of the cycle on Sept. 27 vs. TB and a double shy on Sept 30 vs. MIN.

PERSONAL/MISCELLANEOUS

- Full name is Timothy Devon Anderson.
- Married to wife, Bria, and the couple has two daughters, Peyton and Paxton.
- Attended East Central Community College in Decatur, Miss., where he led the nation with a .495 AVG and ranked second with 41 stolen bases as a sophomore in 2013.
- Signed a letter of intent to play baseball at the University of Alabama-Birmingham prior to being drafted by the White Sox.
- Graduated in 2011 from Hillcrest High School in Tuscaloosa, Ala. Did not play baseball until his junior year. Led the basketball team to the state title as a senior.



@SEVEN



@TIMANDERSON7

2016 (CONT.)

- Appeared in 55 games with Charlotte. At the time of his promotion to the White Sox, led the International League in hits (75) and multi-hit games (25), and ranked second in runs scored (39).
- Entered the season rated by *Baseball America* as the No. 1 Prospect, Best Hitter for Average and Best Athlete in the White Sox organization. Also was tabbed by MLB.com as the No. 1 Prospect in the White Sox system and No. 38 overall in baseball.

2015

- Led the Southern League in hits (160), runs scored (79), and stolen bases (49). Ranked third in AVG (.312) and tied for third in triples (12) and total bases (220) at Double-A Birmingham.
- Hit for the cycle with three RBI on May 9 at Montgomery.
- Entered the season rated by *Baseball America* as the White Sox No. 2 prospect. Also tabbed by the publication as the Best Hitter for Average and Best Athlete in the organization.

2014

- Combined to hit .301 (104x345) with 21 doubles, seven triples, nine home runs, 40 RBI, 57 runs, and 10 steals in 83 games between High-A Winston-Salem, AZL Sox and Double-Birmingham.
- Entered the season rated by *Baseball America* as the No. 3 Prospect in the White Sox organization.

2013

- Tied for fourth among Sox minor-leaguers with five triples in his pro debut at Single-A Kannapolis.
- Batted .360 (18x50) with two doubles, two triples, and 13 runs scored during a 13-game hitting streak from Aug. 19-Sept. 1 (.360 AVG, 18x50).



2024: Signed by Miami as a Major League free agent on 2/24.
2021: Selected by Chicago-AL 17th overall in the First-Year Player Draft on 6/13. Signed by scout Warren Hughes.



2023: Left knee sprain (April 11-May 2)
2022: Strained right groin (May 30-June 20)

2021: Left hamstring strain (April 7-15)
 Left hamstring strain (Sept. 1-14)

2020: Strained right groin (Aug. 1-11)

2019: Paternity List (April 3-4)
 Sprained right ankle (June 26-July 29)



2015: Southern League Post-Season All-Star
 Southern League Best Hustler
 Southern League Best Utility Player
 Southern League All-Star Game Top Star
 Southern League Mid-Season All-Star

2014: Carolina League Mid-Season All-Star

ANDERSON'S BATTING HISTORY

YEAR	CLUB	AVG.	G	AB	R	H	2B	3B	HR	RBI	SH	SF	HBP	BB	SO	SB	CS	OBP	SLG	OPS
2023	CHICAGO-AL	.245	123	493	52	121	18	2	1	25	0	2	3	26	122	13	2	.286	.296	.582
	Minors (7 yrs.)	.301	343	1420	224	428	64	26	20	133	8	6	19	64	340	94	26	.339	.425	.764
	MAJORS (8 yrs.)	.282	895	3622	528	1021	179	18	98	338	10	11	22	143	883	117	27	.312	.422	.735

POSTSEASON HISTORY

YEAR	CLUB/OPP	SERIES	AVG.	G	AB	R	H	2B	3B	HR	RBI	SH	SF	HBP	BB	SO	SB	CS	OBP	SLG	OPS
2020	CWS/OAK	ALWC	.643	3	14	2	9	2	0	0	0	0	0	0	0	0	0	0	.643	.786	1.429
2021	CWS/HOU	ALDS	.368	4	19	4	7	0	0	0	1	0	0	0	0	5	0	0	.368	.368	.737
	Wild Card		.643	3	14	2	9	2	0	0	0	0	0	0	0	0	0	0	.643	.786	1.429
	Division Series		.368	4	19	4	7	0	0	0	1	0	0	0	0	5	0	0	.368	.368	.737
	TOTALS		.485	7	33	6	16	2	0	0	1	0	0	0	0	5	0	0	.485	.545	1.030

ALL-STAR GAME HISTORY

YEAR	CLUB/TM, SITE	AVG.	G	AB	R	H	2B	3B	HR	RBI	SH	SF	HBP	BB	SO	SB	CS	OBP	SLG	OPS	
2021	AL/CWS, COL	DID NOT PLAY																			
2022	AL/CWS, LAD	.500	1	2	0	1	0	0	0	0	0	0	0	0	0	0	0	0	.500	.500	1.000
	TOTALS	.500	1	2	0	1	0	0	0	0	0	0	0	0	0	0	0	0	.500	.500	1.000

CAREER FIELDING

POS	G	GS	INN	TC	PO	A	E	FLD%
SS	885	882	7662.0	3456	1182	2144	130	.962
2B	2	2	18.0	6	3	2	1	.833

HOME RUN BREAKDOWN

GRAND SLAMS	2 - last, 5/1/21 vs. CLE
INSIDE-THE-PARK	None
LEADOFF	16 - last, 7/29/23 vs. CLE
PINCH HIT	None
WALK-OFF	2 - last, 8/12/21 vs. NYY
MULTI-HR	4 - last, 9/23/21 at CLE (G1)

FRONT OFFICE

FIELD STAFF

PLAYERS

CLUB HISTORY

SEASON IN REVIEW

OPPONENTS

GENERAL INFORMATION



MATT ANDRIESE

RIGHT-HANDED PITCHER

34

HEIGHT: 6'2" WEIGHT: 215 B/T: R/R DOB: AUGUST 28, 1989 BORN: REDLANDS, CA MLB DEBUT: APRIL 10, 2015 AT MIA

ACQUIRED: SIGNED WITH MIAMI AS A MINOR LEAGUE FREE AGENT ON 11/29/23

CONTRACT STATUS: SIGNED THROUGH 2024

NON-ROSTER INVITEE

FRONT OFFICE

FIELD STAFF

PLAYERS

CLUB HISTORY

SEASON IN REVIEW

OPPONENTS

GENERAL INFORMATION

2023

- Matt Andriese (ann-DREESE) went 8-6 with a 6.05 ERA (63 ER/93.2 IP) in 21 games (19 starts) with Triple-A Oklahoma City last season, pitching in the United States for the first time since 2021.
- Ranked among Oklahoma City pitching leaders in multiple categories, including wins (1st), games started (1st), innings pitched (2nd), and strikeouts (3rd, 78).
- Notched a five-game winning streak (span of eight starts) from April 23-June 11, recording a 2.53 ERA (12 ER/42.2 IP) along with 27 strikeouts against six walks.
- Held opposing batters to .274 (55x201) when pitching on the road. Allowed a .362 opponent average (67x185) when pitching at home.
- Lasted at least 5.0 innings in 12 of his 19 starts.
- Placed on the 7-day Injured List on Aug. 18 (retroactive to Aug. 17) until the end of the season.
- Signed a Minor League contract with Los Angeles-NL on Jan. 30 and was assigned to Triple-A Oklahoma on Jan. 31.

2022

- Went a combined 5-2 in 15 games and a 2.86 ERA (20 ER/63.0 IP) with 56 strikeouts against 14 walks between the Japan Eastern League and Japan Central League.

2021

- Signed with Boston in free agency (26 games) before being released Aug. 19. Later signed with Seattle on Aug. 22.
- With Boston, spun a 2-3 record and one save with a 6.03 ERA (25 ER/37.1 IP) with 38 strikeouts against 11 walks.
- Made three rehab appearances for Triple-A Worcester, tossing a combined 4.0 relief innings.
- With Seattle, went 0-0 with a 2.45 ERA (3 ER/11.0 IP) and a 1.09 WHIP with 12 strikeouts in eight games.
- Had a combined nine hitless appearances, giving up one run or less in 28 of 37 games.

2020

- Traded to Los Angeles-AL, where he appeared in 16 games (one start) for the Angels, posting a 2-4 record, two saves, with a 4.50 ERA (16 ER/32.0 IP), a 1.00 WHIP, and a .184 opponent average (21-for-114).
- His lone start came in his season debut (July 26 at OAK), where he threw 5.2-scoreless innings.
- Held right-handed hitters to a .501 OPS, throwing at least 2.0 innings in eight of his appearances. In eight September outings (all in relief), allowed two runs in 12.1 IP (1.46 ERA) while limiting opponents to a .075 AVG (3-for-40) with no walks and 13 strikeouts.

2019

- Spent a majority of the season with Arizona (54 games) before being sent on rehab assignments to Rookie-league AZL D-Backs and High-A Visalia.
- With Arizona, had a 5-5 record and one save with a 4.71 ERA (37 ER/70.2 IP), along with 79 strikeouts against 27 walks.
- In one start with Rookie-league AZL D-Backs, pitched 0.1 innings and gave up two hits and one earned run.
- In two starts with Advanced-A Visalia, tossed a combined two innings and gave up five hits, three earned runs, and two home runs while striking out four.
- Ranked fourth among NL relievers with 17 games of 2.0+ innings behind Wei-Yin Chen (21), Josh Tomlin (20) and Seth Lugo (19). Held left-handed hitters to a .228 (26-for-114) average, including a .067 (1-for-15) after Aug. 29 (11 games) and .097 (3-for-31) after Aug. 14 (16 games).



INNINGS PITCHED	9.0 — 5/14/16 vs. OAK
STRIKEOUTS	8 — 4x; last, 9/21/17 at BAL
LAST CG	5/14/16 vs. OAK
LOW-HIT CG	2 — 5/14/16 vs. OAK
SCORELESS IP	10.1 — 7/10-8/8/18
WIN STREAK	6 G - 5/8-6/15/16
LOSS STREAK	7 G — 6/25-9/5/16

2018

- Started the season with Tampa Bay (27 games, four games started) before being traded to Arizona on July 25.
- With Tampa Bay, tossed a 3-4 record with a 4.07 ERA (27 ER/59.2 IP), fanning 59 batters while holding them to a .240 average.
- With Arizona (14 games, one game started), went 0-3 with a 9.00 ERA (19 ER/19.0 IP), striking out 19 batters against seven walks.
- Made one start with Advanced-A Visalia, spinning 3.2 innings and giving up one hit.
- Averaged a career-best 8.92 strikeouts per 9.0 innings. Threw 2.0+ innings 20 times, tied for the sixth-most in the Majors. Made 4 starts with Tampa Bay as the "opener" and posted a 3.18 ERA (4 ER in 11.1 IP) with a .171 opponent average.

2017

- Began the season with Tampa Bay before missing two months with a right hip injury.
- Went on rehab assignments to High-A Charlotte and Triple-A Durham, going a combined 3-3, with a 3.68 ERA (3 ER/7.1 IP) with eight strikeouts against one walk.
- With Tampa Bay, started 17 games and made one relief appearance, going 5-5 with one save with a 4.50 ERA (43 ER/86.0 IP) with 76 strikeouts against 28 walks.
- Began the season 5-1 with a 3.24 ERA (21 ER/58.1 IP) over his first 10 starts through May 25. Went 4-0 with a 3.55 ERA (18 ER/45.2 IP) in nine starts at home. His 1.67 HR/9 IP ratio would have been 6th-highest in the Majors if he posted enough innings to qualify.

2016

- Began the season with Triple-A Durham before being recalled by Tampa Bay on May 8.
- With Triple-A Durham, went 1-2 with a 3.41 ERA (13 ER/34.1 IP) with 44 strikeouts against seven walks in six games.
- In 29 games (19 starts) with Tampa Bay, tossed an 8-8 record with one save and a 4.37 ERA (62 ER/127.2 IP), including a 1.22 WHIP with a career-high 109 strikeouts against 25 walks.
- On May 14 vs. OAK, his second start of the season and 10th of his career, recorded his first Major League complete game shutout, a two-hitter accompanied by five strikeouts.
- Was one of eight pitchers to start the 2016 season going 6-0 or better. After the six-game winning streak, he lost his next seven decisions from June 25-Sep 5, spanning 15 apps and 8 starts. Went 7-7 as a starter with a 4.80 ERA (56 ER/10.05 IP) and 1-1 with one save as a reliever with a 2.38 ERA (6 ER/22.2 IP). Finished the season with 7 consecutive starts allowing one walk or fewer (beginning Aug. 24).

2015

- Made Tampa Bay's Opening Day roster, appearing in 25 games (eight starts) over five stints with the Rays, his first Major League action.
- With Tampa Bay, earned a 3-5 record with a 4.11 ERA (30 ER/65.2 IP), striking out 49 batters against 18 walks.
- Made his Major League debut on April 10 at MIA, pitching one relief inning while giving up one walk and striking out one batter.
- Earned his first Major League win on June 12 vs. CWS, pitching 5.2 innings and allowing six hits, two runs, and one walk while striking out five batters.
- His first career save came on April 24 vs. TOR, tossing 3.0 innings relief innings.
- Was one of six major league pitchers with at least two starts and two saves in 2015, and one of two rookies along with teammate Steve Geltz. Went 2-2 with a 3.57 ERA (14 ER/35.1 IP) in his eight starts, compared to 1-3, 4.75 (16 ER/30.1 IP) in 17 relief appearances.
- With Triple-A Durham, went 3-3 (13 games, 12 starts) with a 2.35 ERA (17 ER/65.0 IP), striking out 69 batters against 10 walks.

2014

- Spent the entirety of the season with Triple-A Durham (28 games, 25 starts) after being acquired by Tampa Bay in a trade.
- Fired an 11-8 record with a 3.77 ERA (68 ER/162.1 IP), striking out 129 batters against 48 walks. Led Triple-A Durham with 11 wins and ranked 2nd in the Rays system with 129 strikeouts.



@MATTANDRIESE



@MANDRIESE

2013

- Began the season with Double-A San Antonio (15 games) before being promoted to Triple-A Tucson (12 games, 10 starts) on June 28.
- With Double-A San Antonio, notched an 8-2 record with a 2.37 ERA (20 ER/76.0 IP) and 1.16 WHIP. With Triple-A Tucson, tossed a 3-5 record with a 4.45 ERA (29 ER/58.2 IP).
- Named to the Texas League midseason All-Star Team with Double-A San Antonio.

2012

- Spent the entirety of his first full season with Advanced-A Lake Elsinore (27 G, 26 GS). Garnered a 10-8 record with a 3.58 ERA (58 ER/146.0 IP) with 131 strikeouts against 38 walks.
- Named a California League postseason All-Star and an Organizational All-Star by MiLB.com

2011

- Went 5-1 with a 1.51 ERA (7 ER/41.2 IP) and a 0.94 WHIP in 12 games (eight starts) for Class A Short Season Eugene.

PERSONAL/MISCELLANEOUS

- Full name is Matthew Lee Andriese. Nicknamed "Dreezy."
- He and his wife, Jill, have two children, Tate and Tucker.
- Pitched three seasons at UC Riverside. Drafted in the third round of the 2011 First Year Player Draft by the San Diego Padres.



2023: Signed by Miami as a Minor League free agent on 11/29. Signed by Los Angeles-NL as a Minor League free agent on 1/30.

2021: Signed as a free agent by Seattle on 8/22.

2020: Signed as a free agent by Boston on 12/23.

Acquired by Los Angeles-AL from Arizona in exchange for RHP Jeremy Beasley on 1/14.

2018: Acquired by Arizona from Tampa Bay in exchange for RHP Brian Shaffer and C Michael Pérez on 7/25.

2014: Acquired by Tampa Bay from San Diego, along with RHP Matt Lollis, INF Maxx Tissenbaum, RHP Brad Boxberger, and INF Logan Forsythe, in exchange for RHP Jesse Hahn and LHP Alex Torres on 1/22.

2011: Selected by San Diego in the third round of the First-Year Player Draft. Signed on 6/14.

2008: Selected by Texas in the 37th round of the First-Year Player Draft. Did not sign.



2021: Right hamstring tendinitis (July 10-Aug. 17)

2019: Left foot contusion (July 20-Aug. 11)

2017: Hip stress reaction (June 13-Aug. 28)

Groin strain (May 31-June 10)



2023: Pacific Coast League Pitcher of the Month (May)

Pacific Coast Pitcher of the Week (May 14)

2013: Texas League Midseason All-Star

2012: California League Postseason All-Star

MiLB.com Organization All-Star (SD)

ANDRIESE'S PITCHING HISTORY

YEAR	CLUB	W-L	ERA	G	GS	CG	SHO	SV	SVO	IP	H	R	ER	HR	HB	BB	SO	WP	BK
2023	Jacksonville (AAA)	8-6	6.05	21	19	0	0	0	0	93.2	122	76	63	21	2	25	78	1	2
	Minors (11 yrs.)	49-35	3.65	144	128	1	0	0	1	695.0	697	333	282	60	24	172	619	27	10
	MAJORS (7 yrs.)	28-37	4.63	271	50	1	1	8	15	509.0	532	284	262	76	17	147	474	20	11



LUARBERT ARIAS

RIGHT-HANDED PITCHER

76

HEIGHT
6'2"

WEIGHT
176

B/T
R/R

DOB
DECEMBER 12, 2000

BORN
MARACAY, VZ

ACQUIRED CLAIMED BY MIAMI OFF MINOR LEAGUE WAIVERS FROM SAN DIEGO ON 12/8/21

CONTRACT STATUS

SIGNED THROUGH 2024

NON-ROSTER INVITEE

FRONT OFFICE

FIELD STAFF

PLAYERS

CLUB HISTORY

SEASON IN REVIEW

OPPONENTS

GENERAL INFORMATION

2023

- Luarbert Arias combined to go 4-2 with a 1.84 ERA (12 ER/58.2 IP) over 39 relief appearances in two levels within the Miami Minor League system last season (Double-A Pensacola and High-A Beloit).
- Spent the majority of the campaign at High-A Beloit, where he posted a 2-1 record, one save, and a 1.93 ERA (8 ER/37.1 IP). He averaged 11.8 strikeouts per 9.0 innings pitched (49 SO) against 12 walks.
- Promoted to Double-A Pensacola on July 28 until the end of the season. Went on to post a 2-1 record with four saves and a 1.69 ERA (4 ER/21.1 IP) in 14 relief appearances. Struck out 29 batters of the 80 that he faced at the Double-A level, allowing only 3 walks.
- Went 5 for 6 in save opportunities after not having recorded a save in two previous save chances.

2022

- Combined to pitch in 29 games (one start) between High-A Beloit and Single-A Jupiter.
- Spent the majority of the season with Single-A Jupiter, compiling a 3-0 record with a 3.08 ERA (18 ER/52.2 IP) and 66 strikeouts.
- Did not allow an earned run in six consecutive appearances from May 19-June 18, throwing 9.0 innings and giving up two hits with 17 strikeouts.
- Went 1-1 with a 6.75 ERA (4 ER/5.1 IP) over three relief appearances with High-A Beloit after being promoted on Aug. 31 until the end of the season.



2021: Claimed by Miami off Minor League waivers on 12/8.

2017: Signed by San Diego as an international free agent on 7/2.

2021

- Went 1-1 with a 3.86 ERA (14 ER/32.2 IP) across two levels in the Padres minor league system (ACL Padres and Single-A Lake Elsinore).
- Made 15 relief appearances with Single-A Lake Elsinore, recording a 3.96 ERA (11 ER/25.0 IP) with 44 strikeouts against 15 walks.
- Claimed by Miami off Minor League waivers from San Diego on 12/8.

2020

- Did not play during the 2020 season as a result of the COVID-19 pandemic.

2019

- Went 4-1 with a 3.68 ERA (21 ER/51.1 IP) in 12 games (eight starts) with ACL Padres 1 before being promoted to Low-A Tri City on Sept. 2.
- Made one start with Low-A Tri City on Sept. 2 vs. Spokane, notching the win after tossing 5.0 innings. Allowed three hits, one earned run, one walk and struck out four batters.

2018

- Began his professional career in 2018 with the ACL Padres 1, pitching in 11 games. Went 3-4 with a 3.50 ERA (17 ER/43.2 IP) and 37 strikeouts.

PERSONAL/MISCELLANEOUS

- Full name is Luanbert Elias Arias.
- Invited to first Major League Spring Training camp in 2024.

ARIAS' PITCHING HISTORY

YEAR	CLUB	W-L	ERA	G	GS	CG	SHO	SV	SVO	IP	H	R	ER	HR	HB	BB	SO	WP	BK
2023	Pensacola (AA)	2-1	1.69	14	0	0	0	4	1	21.1	12	4	4	2	0	3	29	0	0
	Beloit (A+)	2-1	1.93	25	0	0	0	1	5	37.1	27	11	8	5	2	12	49	1	2
Minors (5 yrs.)		17-9	3.14	113	19	0	0	5	8	249.1	194	96	87	23	17	79	308	9	3



LUIS ARRAEZ

INFIELDER

3

HEIGHT	WEIGHT	B/T	DOB	BORN	MLB DEBUT
5'10"	175	L/R	APRIL 9, 1997	SAN FELIPE, VEN	MAY 18, 2019 AT SEA

ACQUIRED	CONTRACT STATUS
FROM MINNESOTA IN EXCHANGE FOR RHP PABLO LÓPEZ, INF JOSÉ SALAS, AND OF BYRON CHOURIO ON 1/20/23	SIGNED THROUGH 2024

2023

- Luis Arraez (ah-RISE) was crowned the 2023 NL batting champion with his .354 AVG, becoming the first player in MLB history to win a batting title in both leagues in consecutive seasons.
- Set career highs in AVG (.354), OBP (.393), SLG (.469), OPS (.862), games played (147), hits (203), home runs (10), RBI (69).
- While leading MLB in AVG, he ranked 3rd in hits, T-5th in intentional walks (10), and struck out over 20 times less than any other qualified hitter (34).
- Struck out a career-best and MLB-best 5.5% of the time (34 strikeouts in 617 PA).
- Finished his season with 203 hits in 617 plate appearances, striking out just 34 times. Became the first player in MLB since Plácido Polanco (DET) and Juan Pierre (LAD) in 2007 to finish a season with more than 600 plate appearances while striking out less than 40 times.
- His .354 AVG set a Marlins single-season record, surpassing the previous best mark held by Hanley Ramírez in 2009 (.342). Arraez joined Hanley in that season and Dee Strange-Gordon in 2015 (.333) as the only Marlins players to win the batting title, but became the first Marlin to lead MLB in average at the end of the season.
- Recorded hit No. 200 and 201 of the year on Sept. 18 vs. MIL. Became the fourth player in Marlins history to reach the 200-hit plateau in a single season and the first since Dee Strange-Gordon in 2017.
- Recorded his first career multi-HR game on Sept. 15 vs. ATL, with a leadoff home run off Bryce Elder and a solo shot in the 7th inning off Pierce Johnson. Became the ninth player (19th occurrence) in club history to hit two home runs from the lead-off spot. Joined Jorge Soler on Aug. 18 at LAD as the two Marlins to do it in 2023.
- Became the third player in club history to hit leadoff home runs in consecutive games on Sept. 15-16 vs. ATL, joining Miguel Rojas (July 27-28, 2019) and Hanley Ramírez (July 17-18, 2006).
- Clubbed four leadoff homers in the month of September, joining Hanley Ramírez as the only players in club history to hit four-or-more leadoff home runs in a season. Ramírez had nine in 2008, eight in 2007, and seven in 2006.
- Started at second base and batted 6th for the NL in their 3-2 victory over the AL in the Midsummer Classic on July 11 at T-Mobile Park in Seattle. Went 2x2 with hits on the first pitch he saw in each of his at-bats, including a game-tying RBI-single in the fourth inning.
- Finished the first half of the season leading MLB with a .383 AVG, .434 OBP, 126 hits, and striking out only 19 times in 362 PA (0.52 K/PA), the lowest mark among qualified hitters in MLB.
- His 35 multi-hit games entering the All-Star Break trailed only Ronald Acuña Jr. in MLB in 2023 and was one shy of the Marlins record for multi-hit games in the first half, set by Miguel Cabrera who had 36 in 2006.
- Recorded 102 hits through his first 67 games, becoming the second-quickest Marlin to reach the 100-hit plateau behind only Dee Strange-

2023 (CONT.)

- Gordon who did so in 65 games in 2015.
- His first career walk-off hit was an RBI-single on July 23 vs. COL off reliever Pierce Johnson to snap a season-high eight-game losing streak.
- Recorded a career-high five hits three times in the month of June (June 3 vs. OAK, June 16 at WSH, and June 19 vs. TOR). Became one of four players since 1900 to record three five-hit games in a calendar month, tying the record set by George Sisler (Aug., 1921), Ty Cobb (July, 1922), and Dave Winfield (June, 1984), per *Elias Sports Bureau*.
- His seven games of five-plus hits led MLB, and surpassed the club record set by Hanley Ramírez (5, 2007). He also led MLB with his three five-hit games.
- On June 3 vs. OAK, went 5x5 with two singles, three doubles, and five RBI, matching the club record for hits in a game and doubles in a game, and setting a career high in RBI. He also became the first Marlins player to record five hits and five RBI in a single game.
- Recorded his 500th career hit on May 17 vs. WSH in his 428th career game, joining Bo Bichette, Mookie Betts, Mike Trout, José Altuve, Whit Merrifield, and José Abreu as the only active players to get to 500 hits in as many games or fewer.
- Became the first player in Marlins history to hit for the cycle, coming in the 4,700th game in franchise history. His cycle came with a double in the first inning, triple in the sixth inning, homer in the seventh inning and a single in the eighth inning. According to the *Elias Sports Bureau*, during the Expansion Era, was just the seventh cycle to be completed in the same order, last was Eddie Rosario (9/19/21 w/ATL at SF).
- Became the 20th player to hit for a cycle within his team's first 12 games of a season and the sixth Venezuelan-born player to accomplish the feat. Was the first since Eduardo Escobar (June 6, 2022 w/NYM at SD).
- Became just one of two players in the Wild-Card Era (since 1995) to post an AVG above .500 through 14 games (min. 45 plate appearances), joining SF's Barry Bonds who hit .500 (19x38) through 14 games in 2004.
- Became the second player in Marlins history to reach base safely as the starting leadoff hitter in each of the first four games to start a season, joining Hanley Ramírez in 2006 (credit: *Elias Sports Bureau*).
- Played for Team Venezuela in the 2023 World Baseball Classic. In five games, went 4x17 with four runs, one double, two home runs, and four RBI. His two home runs both came on March 18 vs. Team USA. Marked the first-ever multi-HR WBC game by a Team Venezuela player.



HITS	5 - 3x; last, 6/19/23 vs. TOR
RUNS	4 - 5/18/22 at OAK
HOME RUNS	2 - 9/15/23 vs. ATL
RBI	5 - 6/3/23 vs. OAK
SB	1 - 8x; last, 8/13/22 at LAA
HIT STREAK	12 G - 7/2/19-7/19/19
WALK-OFF HITS	1 - 7/23/23 vs. COL

FRONT OFFICE

FIELD STAFF

PLAYERS

CLUB HISTORY

SEASON IN REVIEW

OPPONENTS

GENERAL INFORMATION

2022

- Was crowned the AL Batting Champion, batting .316 in 2022. Also earned AL All-Star and Silver Slugger honors.
- Set career highs and led the Twins with 173 hits, 88 runs scored, 31 doubles, and 144 games played. Also set career highs with eight home runs and 49 RBI.
- Drew a career-high 50 walks to lead the team while striking out only 43 times, becoming the only player in MLB to strike out less than 50 times in at least 500 plate appearances.
- Led all of MLB in batting average with two strikes (.281; 76x270), led the AL in batting average with runners in scoring position (.366), and ranked 2nd in the AL in batting average off fastballs (.351).
- His average reached a low-water mark of .296 just three times in the season and under .300 just four times.
- Hit safely in the final nine games of the season from Sept. 22-Oct. 5, while playing on a sore hamstring most of the season's final month.
- Hit safely in 104 of 144 games on the season and reached safely in 113 games.
- Recorded 400th career hit (single) on Aug. 16 vs. KC in his 348th career game, becoming the fastest Venezuelan-born player in baseball history to reach 400 hits, one game ahead of Miguel Cabrera, who did it in his 349th career game.

2021

- Made Twins Opening Day roster for second time in career and was Opening Day left fielder and leadoff hitter April 1 at MIL.
- Set single-game career-high by reaching base five five times on April 4 at MIL, recording three hits and drawing two walks.
- Tied career-high with four hits on April 15 vs. BOS.
- Placed on 10-day Injured list on May 4 with a concussion after a collision at home plate, attempting to score on May 3 vs. TEX. Reinstated May 11.
- Played in 14 games for the Twins until being placed back on the 10-day Injured list on May 26 with a right shoulder strain, an injury he suffered three days prior on a headfirst slide into second base vs. CLE.
- Tied season and career-high by reaching base five times again on Aug. 4 at CIN, recording three hits with two walks for the second time.
- Hit .307 (101x329) with a .364 on-base percentage against right-handed pitching, and .253 (25x99) with a .333 on-base percentage against left-handed pitching.
- Played 55 games (46 starts) at third base, 48 games (35 starts) at second base, and 27 games (23 starts) in left field.
- Recorded multiple hits in 36 of 121 games played, which ranked 2nd on the club (behind Jorge Polanco, 44).
- Recorded 10 three-plus hit games, second on the club (behind Polanco, 15).
- Ended the season with career-high-tying five-straight multi-hit games, batting .550 (11x20) in that span.
- Set career highs in games (121), at-bats (428), runs scored (58), triples (six), RBI (42), and walks (43). Led the team in triples and ranked 2nd in hits.
- Ranked tied for 4th in the AL in triples (T-8th in MLB). Finished 10th in the American League in AVG at .294 (minimum of 400 at-bats).

2020

- Made Twins Opening Day roster for first time in career and was Opening Day second baseman on July 24 at CHW.
- Placed on 10-day Injured list on Sept. 11 with left knee tendinitis, first career trip to the Injured list.
- Hit .321 (36x112) with 16 runs, nine doubles, 13 RBI, eight walks, and a .765 OPS in 32 games. Had 10 multi-hit efforts.

2019

- Made Major League debut May 18 at Seattle, going 1x2 with a double, his first career hit (off Cory Gearrin).
- Hit his first career home run on May 21 at LAA, a solo shot off Noé Ramírez.
- Hit safely in 10-straight games from May 27-June 28 (Rochester stint in middle), hitting .471 (16x34) with a .550 OBP over that span.
- Recorded first career four-hit game June 23 at KC.
- Reached safely in a season-high 13-straight games from July 2-19, posting a .407 on-base percentage in that span.
- Hit .438 (14x32) in 10 June games, and .321 (27x84) in 22 July games.
- Ranked 4th among MLB rookies in hits in July, and had a career-long 12-game hitting streak from July 2-19, in which he batted .347 (17x49) with five XBH and a .897 OPS.
- Reached 100 hits on September 16 vs. Chicago-AL, his 83rd game of the season, the third fastest Twin to 100 hits, trailing Kirby Puckett (76 games in 1984) and Danny Santana (80 games in 2014).

2018

- Began season with High-A Fort Myers. Placed on 7-day Injured list April 5 with a right knee injury. Was reinstated April 19.
- Named Twins Minor League Player of the Week on June 23, hitting .519 (15x29) with two doubles, one home run, four RBI, and seven runs scored in six games for the Miracle.
- Named MiLB.com Florida State League Player of the Month for June, hitting .449 (48x107) with nine doubles, three triples, one home run, 13 RBI, 19 runs scored, and a .487 on-base percentage in 26 games for the Miracle. Promoted to Double-A Chattanooga on July 4 where he finished the season.
- At both stops combined played 67 games at second base, 16 at third base, and 14 at shortstop. Combined to hit .310 (126x406) with 20 doubles, three triples, three home runs, 36 RBI, 52 runs scored, and a .361 on-base percentage in 108 games between Fort Myers and Chattanooga.
- Played for Navegantes del Magallanes in the Venezuelan Winter League, hitting .321 (43x134) with a .357 on-base percentage in 32 games.

2017

- Began season with High-A Fort Myers. Placed on Injured list on April 10 with a right knee sprain and missed remainder of season.



@ARRAEZLUIS



@ARRAEZ_21

2016

- Spent the entire season with Low-A Cedar Rapids and was the youngest player on the Kernels roster.
- Named to the Midwest League Mid-Season and Postseason All-Star teams.
- Batting average reached .300 on May 4 and never dipped below. Named Twins Minor League Player of the Week on Aug. 6 after going 10x22 (.455) with a double, four RBI, and six runs in six games.
- Named Twins Minor League Player of the Month for August after hitting .425 (48x113) with seven doubles, 18 RBI, and 13 runs scored.
- Earned Midwest League batting title, hitting .347 (165x475). Finished 2nd in MWL in hits and 4th with a .386 OBP.
- Led the MWL with a .347 AVG in the regular season. Led the Kernels in hits (165) and doubles (31).
- Rated as the best hitter for average and best strike zone discipline in the Twins organization by *Baseball America* following the season.

2015

- Spent first season with the GCL Twins and led the GCL in games (57) and at-bats (207), and ranked 2nd in doubles (15), 3rd in hits (64), 4th in total bases (81), and 6th in AVG (.309).
- His 23.30 PA/SO ratio was the best in the GCL and 3rd highest in all of Minor League Baseball.
- Also led the GCL Twins in runs (23) and RBI (19). Played in 57 of the GCL Twins' 59 games.
- Named a GCL Postseason All-Star and *Baseball America* Rookie All-Star.
- Named the second baseman on the Twins Organization All-Star team by MiLB.com.
- Played for Navegantes del Magallanes in the Venezuelan Winter League.

2014

- Spent first professional season with the DSL Twins, hitting .348 (40x115) with a .433 OBP in 31 games.

PERSONAL/MISCELLANEOUS

- Full name is Luis Sangel Arraez (ah-RAH-ez) Reveron.
- Luis and his wife, Gladys, live in Doral with their three daughters: Emma, Esther, and Esthela, who was born in November 2023.
- Luis' parents came to the U.S. from Venezuela during the final homestand of the 2023 season to see Arraez play in the Major Leagues for the first time. His father, Ernesto, spoke about his early hitting lessons with Luis at 2 years old where he would tie a ball to a mango tree in their backyard where he taught him to hit the ball to the opposite field.
- Was named a finalist for the 2023 Luis Aparicio Award, given to the league's best Venezuelan player.
- Some of his favorites musicians are El Alfa, Gilberto Santa Rosa, and Antony Santos.
- His favorite type of dance is Merengue. Also likes salsa.
- His favorite Venezuelan food is arepas.



2023: Acquired by Miami from Minnesota in exchange for RHP Pablo Lopez, INF José Salas, and OF Byron Chourio on 1/20.

2013: Signed by Minnesota as an international free agent in November.



2022: Undisclosed (May 6-12)

2021: Strained right knee (July 24-31)
Right shoulder strain (May 26-June 14)
Concussion (May 4-11)

2020: Left knee tendinitis (Sept. 11-26)



2023: National League Silver Slugger
National League All-Star
MLBPAA Marlins Heart and Hustle Award
South Florida BBWAA Marlins MVP

2022: American League Silver Slugger
American League All-Star
MLBPAA Twins Heart and Hustle Award

2019: Twins Outstanding Rookie Award

2018: Florida State League Player of the Month (June)

2016: Midwest League Mid-Season All-Star
Midwest League Post-Season All-Star
MiLB.com Organization All-Star

2015: Florida Coast League Post-Season All-Star
Baseball America Rookie All-Star



FRONT OFFICE

FIELD STAFF

PLAYERS

CLUB HISTORY

SEASON IN REVIEW

OPPONENTS

GENERAL INFORMATION

ARRAEZ'S BATTING HISTORY

YEAR	CLUB	AVG.	G	AB	R	H	2B	3B	HR	RBI	SH	SF	HBP	BB	SO	SB	CS	OBP	SLG	OPS
2023	MIAMI	.354	147	574	71	203	30	3	10	69	1	3	4	35	34	3	2	.393	.469	.861
	Minors (7 yrs.)	.331	369	1436	194	475	82	9	6	161	14	11	10	123	129	29	22	.385	.413	.798
	MAJORS (4 yrs.)	.326	536	1987	287	657	107	11	24	201	1	16	10	172	165	11	10	.379	.427	.806

POSTSEASON HISTORY

YEAR	CLUB/OPP	SERIES	AVG.	G	AB	R	H	2B	3B	HR	RBI	SH	SF	HBP	BB	SO	SB	CS	OBP	SLG	OPS
2019	MIN/NYY	ALDS	.455	3	11	1	5	4	0	0	1	0	0	0	0	2	0	0	.455	.818	1.273
2020	MIN/HOU	ALWC	.000	2	6	0	0	0	0	0	0	0	0	0	2	1	0	0	.250	.000	.250
2023	MIA/PHI	NLWC	.125	2	8	0	1	0	0	0	0	0	0	0	0	0	0	0	.125	.125	.250
	Wild Card		.071	4	14	0	1	0	0	0	0	0	0	0	2	1	0	0	.188	.071	.259
	Division Series		.455	3	11	1	5	4	0	1	0	0	0	0	2	0	0	0	.455	.818	1.273
	TOTALS		.240	7	25	1	6	4	0	1	0	0	0	0	2	3	0	0	.296	.400	.696

ALL-STAR GAME HISTORY

YEAR	CLUB/TM, SITE	AVG.	G	AB	R	H	2B	3B	HR	RBI	SH	SF	HBP	BB	SO	SB	CS	OBP	SLG	OPS
2022	AL/MIN, LAD	.500	1	2	0	1	0	0	0	0	0	0	0	0	1	0	0	.500	.500	1.000
2023	NL/MIA, SEA	1.000	1	2	0	2	0	0	0	1	0	0	0	0	0	0	1	1.000	1.000	2.000
	TOTALS	.750	2	4	0	3	0	0	0	1	0	0	0	0	1	0	1	.750	.750	1.500

CAREER FIELDING

POS	G	GS	INN	TC	PO	A	E	FLD%
1B	77	71	619.0	535	512	23	0	1.000
2B	303	268	2372.0	1083	440	631	12	.989
3B	79	65	585.1	184	51	126	7	.962
SS	8	3	35.0	16	4	11	1	.938
LF	48	41	326.1	73	68	5	0	1.000

HOME RUN BREAKDOWN

GRAND SLAMS	1 - 6/11/22 vs. TB
INSIDE-THE-PARK	None
LEADOFF	6 - last, 9/16/23 vs. ATL
PINCH HIT	None
WALK-OFF	None
MULTI-HR	1 - 9/15/23 vs. ATL





WILL BANFIELD

CATCHER

77

HEIGHT: 6'1" WEIGHT: 207 B/T: R/R DOB: NOVEMBER 18, 1999 BORN: LAWRENCEVILLE, GA

NON-ROSTER INVITEE

ACQUIRED SELECTED BY MIAMI IN THE COMPETITIVE BALANCE ROUND B (69TH OVERALL) OF THE 2018 FIRST-YEAR PLAYER DRAFT.

CONTRACT STATUS SIGNED THROUGH 2024

2023

- Spent the entire season at Double-A Pensacola, slashing .258/.302/.472/.773 (118x458) in 115 games.
- Played as a catcher in 81 games last season and recorded a .994 fielding percentage (5 E/714.2 innings).
- Recorded a season-high 11-game hitting streak from May 31-June 14. Batted .386 (17x44) with a 1.067 OPS, along with three doubles, three home runs, and 10 RBI during the streak.
- Hit .301 in the month of June, going 22x73 with four doubles, five home runs, and 15 RBI.
- Batted .268 (66x246) with a .315 OBP at home, compared to .235 (53x226) with a .283 OBP on the road.
- Began the season as the Marlins No. 26 prospect according to *MLB Pipeline*.

2022

- Split time between Double-A Pensacola and High-A Beloit, slashing .223/.258/.366 across 102 total games played.
- In 71 games with the Beloit Sky Carp, scored 29 runs and hit 13 doubles, one triple, eight home runs, and 36 RBI.
- Had back-to-back 3-hit efforts on July 3 and July 4 at Peoria with one triple, one home run, three RBI, and two runs scored.
- Earned the promotion to Double-A at the end of July, making his Pensacola debut on July 22. In 31 games with the Blue Wahoos, scored 14 runs and hit five doubles, one triple, three home runs, and 16 RBI.
- Hit .318 in the month of September with Double-A, going 20x63 with four doubles, two home runs, and nine RBI.
- Received an invitation to Major League Spring Training for the first time in his career.

2021

- Entered the season as the Marlins No. 30 prospect according to *MLB Pipeline*.
- Spent the entire season with Advanced-A Beloit. Hit .180 in 67 games with six home runs and 42 RBI.
- After the season, played 14 games for the Mesa Solar Sox in the Arizona Fall League. Hit .231 with a home run and 8 RBI. Helped the Solar Sox to an Arizona Fall League Championship.

2020

- Spent the season in the Marlins 60-man player pool in Jupiter, FL.

2019

- Played in 101 games with Single-A Clinton, batting .199 with nine home runs and 55 RBI.
- Behind the plate, he caught 43 of 94 attempted base-stealers (45.7%).

2018

- Drafted by the Marlins in the Competitive Balance Round B (69th overall) of the 2018 First-Year Player Draft.
- Played in 24 games with the Gulf Coast Marlins, hitting .256 with eight doubles, a triple, and 14 RBI.
- Played 15 games for Single-A Greensboro, hitting .208 with three home runs and four RBI.

PERSONAL INFORMATION

- Full name is William Frank Banfield.
- Prides himself on his leadership. Has made an effort to learn Spanish to better communicate with all of his teammates.
- Was drafted out of Brookwood High School in Snellville, GA. Had previously committed to pursue his baseball career at Vanderbilt University in Nashville.



2018: Selected by Miami in the Competitive Balance Round B round (69th overall) of First-Year Player Draft.



2023: MiLB.com Organization All-Star (MIA)



@_WILLBANFIELD_



@WILL_BANFIELD

BANFIELD'S BATTING HISTORY

YEAR	CLUB	AVG.	G	AB	R	H	2B	3B	HR	RBI	SH	SF	HBP	BB	SO	SB	CS	OBP	SLG	OPS
2023	Pensacola (AA)	.258	115	458	70	118	25	2	23	76	1	5	6	25	122	3	0	.302	.472	.773
	Minors (5 yrs.)	.221	424	1636	199	362	78	8	52	243	1	25	23	102	474	5	2	.273	.374	.647

FRONT OFFICE

FIELD STAFF

PLAYERS

CLUB HISTORY

SEASON IN REVIEW

OPPONENTS

GENERAL INFORMATION



JOSH BELL

INFIELDER

9

HEIGHT 6'4" WEIGHT 261 B/T S/R DOB AUGUST 14, 1992 BORN IRVING, TX MLB DEBUT JULY 8, 2016 VS. CHC

ACQUIRED FROM CLEVELAND IN EXCHANGE FOR INF JEAN SEGURA AND MINOR LEAGUE INF KAHLIL WATSON ON 8/1/23 CONTRACT STATUS SIGNED THROUGH 2024

FRONT OFFICE

FIELD STAFF

PLAYERS

CLUB HISTORY

SEASON IN REVIEW

OPPONENTS

GENERAL INFORMATION

2023

- Played in 53 games with the Marlins following his acquisition on Aug. 1 from Cleveland. Collected 54 hits, hitting .270 with nine doubles, 11 home runs, and 26 RBI.
- Hit 11 home runs in 53 games with the Marlins, while hitting 11 home runs in 97 games with Cleveland. Marked his fourth 20-homer season (also, 2017, 2019, and 2021).
- Went 3x8 with two doubles and five RBI on Sept. 29-30 at PIT. His two-RBI double on Sept. 29 opened the scoring for Miami in the 8th inning to begin a four-run comeback. Recorded another two-RBI double on Sept. 30 to give the Marlins extra insurance runs.
- Hit the third of back-to-back-to-back home runs (Soler/Arraez/Bell) on Aug. 14 vs. HOU, marking the second such occurrence in franchise history.
- Reached base safely in his first 12 games as a Marlin, marking the second longest on-base streak by a Marlins' mid-season acquisition behind only Gary Sheffield (13 G, 1993), per *Elias Sports Bureau*.
- Became the first player in club history to homer from both sides of the plate in the same game. Homered as a left-handed batter in the 4th inning, and then as a right-handed batter in the 8th inning.
- On Aug. 9 at CIN, recorded his first multi-HR game of the season. Hit a solo homer in the 4th inning and a game-tying three-run homer in the 8th. Marked his eighth career multi-HR game.
- His solo home run in his Marlins debut was the first leg of back-to-back homers, followed by another solo shot by Jazz Chisholm Jr.
- Bell became the 19th player in franchise history to homer in his first game as a Marlin, first since Jerar Encarnacion on June 19, 2022 at NYM, and the first to do so at loanDepot park since Nick Fortes on Sept. 18, 2021 vs. PIT.
- Matched a club record with a career high-tying four hits in his first game as a Marlin on Aug. 2 vs. PHI, becoming the fifth player in Marlins history to do so and the first since JB Shuck on April 13, 2018. The four hits are a club record for most in a Marlins debut by a player acquired during the season.
- In 97 games with the Guardians to start the year, hit .233 with 19 doubles, 11 home runs, and 48 RBI.
- Went 4x8 (.500) with one RBI in the NL Wild Card Series at PHI, including a three-hit, two-double effort in Game 1 to join Dontrelle Willis in 2003 as the only two Marlins players to record three hits in their Postseason debut with the club.
- Became the seventh Marlins player to record multiple extra-base hits in a Postseason game, joining Jesús Aguilar (2020), Miguel Cabrera (2003), Luis Castillo (2003), Gary Sheffield (1997), Moisés Alou (1997), and Devon White (1997).
- Has gone 13x44 with five runs scored, three doubles, two home runs, and six RBI and an .811 OPS in 12 career Postseason games.
- Since 2017, ranks 4th among ML switch-hitters in home runs (149) and extra-base hits (344), while ranking 3rd in total bases (1532) and walks (448).

2022

- Collected career highs in hits (147) and walks (81) on his way to winning his first career Silver Slugger Award (DH) between Washington and San Diego.
- Finished 6th in the NL in walks and 8th in on-base pct. (.362). His 81 walks were third-most among NL first basemen.
- Started the year with Washington, compiling three on-base streaks of at least 12 games, including 15 straight from June 15-July 1. At the time of the trade to San Diego on Aug. 2, ranked 5th in the NL in AVG (.301), 4th in OBP (.384), 7th in OPS (.877), and 6th in hits (113).
- Batted .322 (28x87) with five doubles, one triple, and seven home runs against AL clubs (.835 OPS).
- Batted .250 (9x36) in 10 games in the Postseason for San Diego with two home runs and five RBI in his first taste of October play, including a .353 mark in the NLCS in Philadelphia.



HITS	4 - 8x; last, 8/2/23 vs. PHI
RUNS	4 - 7/1/19 vs. CHC
HOME RUNS	3 - 7/1/19 vs. CHC
RBI	7 - 7/1/19 vs. CHC
SB	1 - 4x; last, 9/27/18 at CHC
HIT STREAK	15 G - 4/28-5/15/19
WALK-OFF HITS	2 - last, 7/15/18 vs. MIL

2021

- Ranked 2nd on the Nationals with 27 homers.
- Entering play on May 13, Bell was hitting .133/.198/.289 through his first 23 games of the season. From May 13 through the end of the season, he hit .287/.375/.513 with 20 doubles, one triple, 24 home runs, 78 RBI, 59 walks, and 59 runs scored in 121 games.
- Hit his 100th career homer on July 20 vs. MIA (Steven Okert).

2020

- Hit .226 with three doubles, eight home runs, 22 RBI, 22 walks, and 22 runs scored in 57 games with in his final season with Pittsburgh.
- Finished the season strong, going 19x66 (.288) with a double, four homers, eight RBI, nine walks, and nine runs scored in 21 games from Sept. 6-27.
- Recorded a 10-game hitting streak from Sept. 6-16. Hit .455 (15x33) with a double, three homers, four RBI, five walks, and five runs scored during the streak.

2019

- Named an NL All-Star. Ranked among National League hitters in RBI (6th, 116), extra-base hits (T-6th, 77), doubles (8th, 37), home runs (9th, 37), slugging percentage (9th, .569), and OPS (10th, .936).
- His 37 home runs were the most by a Pirates player since Brian Giles hit 38 in 2002, and his 116 RBI were the most since Giles had 123 in 2000.
- Hit 33 home runs as a first baseman, one shy of the club record for home runs hit from that position (Dick Stuart hit 34 in 1961).
- His 60 extra-base hits prior to the All-Star break were the most ever by an NL player and tied with Hall of Famer Frank Thomas (60 in 1994) for the fourth-most by any player in Major League history.
- Put together an historic month of May. Led all Major League players

2019 (CONT.)

in total bases (94), hits (46), extra-base hits (24), and RBI (31) during the month.

- Also shared the lead with 12 home runs, which tied the club record for most hit during the month of May (Jason Bay, May 2006). Became the third player in National League history to produce at least 12 doubles and 12 home runs in any calendar month of the baseball season, joining Hall of Famer Hank Aaron (12 doubles and 12 homers) in July of 1961 and Hall of Famer Frank Robinson (12 doubles and 13 homers) in July of 1961.
- Participated in the All-Star Game Home Run Derby and hit 18 in the first round against Ronald Acuña, Jr.

2018

- Suffered a left oblique strain on July 27 vs. NYM and was placed on the 10-day injured list the following day. Was reinstated on Aug. 8.
- Reached base safely in 20 of his last 21 games of the season (.427 OBP).

2017

- Finished 3rd in the National League Rookie of the Year voting after leading NL rookies in hits (140), doubles (26), and walks (66). He ranked 2nd in home runs (26), RBI (90), runs (75), triples (6), and total bases (256).
- His 26 home runs were the most by a switch-hitting rookie in National League history.
- Tied the Pirates club record for most home runs by a rookie (Jason Bay in 2004). Became one of only eight rookies in Pirates history to collect 90 RBI.
- His 90 RBI were the most by a Pittsburgh rookie since Maurice Van Robays' record 116 in 1940.
- Became just the second switch-hitter in team history to hit at least 25 home runs in one season (Bobby Bonilla, 32 in 1990).
- Recorded an extra-base hit in seven straight games from May 12-19, the longest streak by a Pirates player since Josh Harrison in 2014.

2016

- Spent majority of the campaign with Triple-A Indianapolis. Was named Pittsburgh's Minor League Player of the Year for a second time (also 2014).
- Was selected to the International League's Midseason and Postseason All-Star teams.
- Made his Major League debut as a pinch hitter on July 8 vs. CHC. Singled off Jake Arrieta on the first pitch he saw. His first MLB homer was a pinch-hit grand slam in his second career at bat on July 9 vs. CHC (Warren).

2015

- Hit .317 with 24 doubles, nine triples, seven homers, 78 RBI, 65 walks, and 67 runs scored in 131 games between Double-A Altoona and Triple-A Indianapolis.

2014

- Hit a career-best .325 with 22 doubles, four triples, 9HR, 60 RBI, 33 walks, and 58 runs scored in 108 games with Single-A Bradenton and Double-A Altoona.
- Named to the Futures Game Roster and Pittsburgh's Minor League Player of the Year. Was also named Florida State League Player of the Year.

PERSONAL/MISCELLANEOUS

- Full name is Joshua Evan Bell.
- Graduated from Dallas Jesuit College Preparatory School. Was named the Gatorade Texas Player of the Year, Baseball America All-American, USA Today All USA First-Team selection, Louisville Slugger All American, Rawlings All American First Team, Texas 5A All-State First Team, and one of the top 10 High School players by Sports Illustrated as a senior.
- His dad, Earnest, grew up in Houston and received a scholarship to play football at Southern University. He was a wide receiver and ended up tearing his knee twice. He said if he ever had a son, he wouldn't want him to play football, so Josh grew up playing basketball, baseball, and soccer.
- At the age of 4-5, his dad would sit on a bucket and put a ball on a string. Josh would hit, then he would flip him around, change his hands and he'd hit. He would switch hit righty and lefty every at bat through Little League from the age of 5 until 12 or 13.
- Committed to the University of Texas on a baseball scholarship and wrote a letter to the Commissioner of Baseball, asking teams not to draft him and that he'd be ready in a few years. Then the Pirates drafted him in the second round, changing his mind. Coincidentally, the Pirates were his first Little League team when he was four years old.
- Josh's mom, Myrtle, is a diversity professor at University of Texas at Arlington, and his sister, Joy, is a communications professor at Webster University in St. Louis.
- Was HS classmates with PGA Tour golfer Jordan Spieth.
- Has been very active in the community during his time in the Majors, serving as the official player ambassador for the Nationals Philanthropies' Youth Baseball Academy and was Washington's Roberto Clemente Award nominee in 2022 in addition to being Pittsburgh's 2020 nominee.
- He also shared his love of reading by launching the Josh Bell Book Club in 2021, a monthly program in which he selected books written to inspire being and becoming better individuals, expanding the book club concept in 2022 to reach Black children. He worked with the Washington D.C. Capital Guardian Youth ChalleNGe Academy, whose mission is to help at-risk youth.
- He was voted the "Good Guy" Award by Washington D.C. media after the 2021 season.

FRONT OFFICE

FIELD STAFF

PLAYERS

CLUB HISTORY

SEASON IN REVIEW

OPPONENTS

GENERAL INFORMATION



2023: Acquired by Miami from Cleveland in exchange for INF Jean Segura and minor league INF Kahlil Watson on 8/1.

2022: Signed by Cleveland as a free agent on 12/12.

Acquired by San Diego with OF Juan Soto from Washington in exchange for INF CJ Abrams, LHP MacKenzie Gore, 1B Luke Voit, and minor leaguers OF Robert Hassell, RHP Jarlin Susana, and OF James Wood on 8/2.

2020: Acquired by Washington from Pittsburgh in exchange for minor league RHP Eddy Yean and RHP Will Crowe.

2011: Selected by Pittsburgh in the 2nd round (61st overall) of the First-Year Player Draft



2021: Undisclosed (April 6-12)

2018: Left oblique strain (July 28-Aug. 8)



@BELL.JOSH19



@JBELL_19



2022: NL Silver Slugger (DH)

Nationals' Roberto Clemente Award Nominee

2021: "Good Guy" Award (D.C. BBWAA)

2020: Pirates' Roberto Clemente Award Nominee

2019: National League All-Star (PIT)

NL Player of the Month (May)

NL Player of the Week (May 19)

2016: Pittsburgh's MiLB Player of the Year

International League Mid-Season and Post-Season All-Star

2015: SiriusXM All-Star Futures Game

2014: Pittsburgh's MiLB Player of the Year

SiriusXM All-Star Futures Game

Florida State League Player of the Year

2013: South Atlantic League Mid-Season and Post-Season All-Star

BELL'S BATTING HISTORY

YEAR	CLUB	AVG.	G	AB	R	H	2B	3B	HR	RBI	SH	SF	HBP	BB	SO	SB	CS	OBP	SLG	OPS
2023	CLEVELAND	.233	97	347	26	81	19	0	11	48	0	2	1	43	81	0	1	.318	.383	.701
	MIAMI	.270	53	200	26	54	9	0	11	26	0	1	1	26	53	0	0	.338	.480	.818
	Minors (5 yrs.)	.303	487	1856	263	562	111	19	44	285	7	21	12	16	305	23	18	.373	.454	.827
	MAJORS (8 yrs.)	.260	1002	3497	488	908	186	17	152	469	0	35	17	31	754	4	13	.347	.453	.800

ALL-STAR GAME HISTORY

YEAR	CLUB/TM, SITE	AVG.	G	AB	R	H	2B	3B	HR	RBI	SH	SF	HBP	BB	SO	SB	CS	OBP	SLG	OPS
2019	NL/PIT, CLE	.500	1	2	0	1	0	0	0	0	0	0	0	0	1	0	0	.500	.500	1.000
	TOTALS	.500	1	2	0	1	0	0	0	0	0	0	0	0	1	0	0	.500	.500	1.000

POSTSEASON HISTORY

YEAR	CLUB/OPP	SERIES	AVG.	G	AB	R	H	2B	3B	HR	RBI	SH	SF	HBP	BB	SO	SB	CS	OBP	SLG	OPS
2022	SD/NYM	NLWC	.250	3	13	2	3	0	0	1	2	0	0	0	1	4	0	0	.286	.462	.748
	SD/LAD	NLDS	.000	2	6	0	0	0	0	0	0	0	0	0	0	3	0	0	.000	.000	.000
	SD/PHI	NLCS	.353	5	17	2	6	1	0	1	3	0	0	0	0	5	0	0	.353	.588	.941
2023	MIA/PHI	NLWC	.500	2	8	1	4	2	0	0	1	0	0	0	0	1	0	0	.500	.750	1.250
		Wild Card	.333	5	21	3	7	2	0	1	3	0	0	0	1	5	0	0	.364	.571	.935
		Division Series	.000	2	6	0	0	0	0	0	0	0	0	0	0	3	0	0	.000	.000	.000
		League Championship Series	.353	5	17	2	6	1	0	1	3	0	0	0	0	5	0	0	.353	.588	.941
	TOTALS		.295	12	44	5	13	3	0	2	6	0	0	0	1	13	0	0	.311	.500	.811

CAREER FIELDING

POS	G	GS	INN	TC	PO	A	E	FLD%
1B	779	755	6476.2	6143	5584	505	54	.991
LF	9	5	51.2	8	8	0	0	1.000
RF	17	15	116.1	18	17	0	1	.944

HOME RUN BREAKDOWN

GRAND SLAMS	2 - last, 6/23/21 at PHI
INSIDE-THE-PARK	None
LEADOFF	None
PINCH HIT	3 - last, 7/20/21 vs. MIA
WALK-OFF	1 - 7/14/17 vs. STL
MULTI-HR	8 - last, 8/9/23 at CIN



ANTHONY BENDER

RIGHT-HANDED PITCHER

37

HEIGHT 6'4" WEIGHT 205 B/T R/R DOB FEBRUARY 3, 1995 BORN PETALUMA, CA MLB DEBUT MAY 5, 2021 VS. ARI

ACQUIRED SIGNED BY MIAMI AS A MINOR LEAGUE FREE AGENT ON 11/30/20 CONTRACT STATUS SIGNED THROUGH 2024

2023

- Missed the entire 2023 season in recovery from Tommy John surgery.

2022

- Made 22 appearances in an injury-shortened season, posting a 3.26 ERA (7 ER/19.1 IP). 17 of his 22 outings were scoreless.
- Missed 64 games with back stiffness from May 25-Aug. 2. Made six relief outings in return before suffering a right elbow strain that landed him back on the Injured List for the remainder of the season. Underwent "Tommy John" surgery on Aug. 30.
- In his six appearances from Aug. 2-13, pitched 5.1 scoreless innings in which he allowed zero hits and three walks with four strikeouts.
- Converted six of eight save opportunities, all coming in April.

2021

- Went 3-2 with a 2.79 ERA, 71 strikeouts, and three saves in his first Major League season.
- Recorded his first career save vs. LAD on July 5. Became the first rookie in Marlins history to record his first career save against the defending World Series champions.
- Started his MLB career with 21.1 innings in 21 games without allowing an earned run, the fourth-longest streak to start a career in MLB history.
- Became the only Marlins reliever in club history to strike out all six batters faced in 2.0 innings pitched on July 2 at ATL.
- Threw a scoreless inning with two strikeouts in his MLB debut on May 5 vs. ARI.
- 48 of 60 outings this season were scoreless.

2020

- Spent the season with the Milwaukee Milkmen of the American Association.
- Went 2-1 with a 5.48 ERA in 22 games. Pitched 21.1 innings and struck out 25 batters.

2019

- Began the season with the Sioux City Explorers of the American Association. Did not allow a run in 3.2 innings of work.
- Signed by the Milwaukee Brewers on May 29. Pitched at Single-A, Advanced-A, and Double-A. Finished the season 2-3 with a 1.49 ERA in 36.1 innings across all three levels.

2018

- As a member of the Kansas City Royals organization, pitched in 30 games (9 starts) for Advanced-A Wilmington. Went 6-3 with a 3.57 ERA in 93.1 innings.



INNINGS PITCHED 2.0 - 4x; Last, 8/29/21 vs. CIN
STRIKEOUTS 6 - 7/2/21 at ATL
SCORELESS IP 11.2 - 8/25/21 - 9/20/21
WIN STREAK None
LOSS STREAK None

2017

- Pitched in 24 games (9 starts) between Single-A Lexington and Advanced-A Wilmington. Finished the season 5-6 with a 3.96 ERA in 77.1 innings.

2016

- Pitched in nine games for the Arizona League Royals. Finished the season 2-0 with a 3.03 ERA in 32.2 innings.

PERSONAL/MISCELLANEOUS

- Full name is Anthony Wayne Bender.
- Selected by Kansas City in the 20th round of the 2016 Draft from Santa Rosa Junior College.
- After working his first job with his uncle as a teenager, Bender saved up enough money to buy himself a truck on Craigslist. When he arrived at the DMV to register the 1987 Ford Ranger he just purchased for a little over \$1000, he found out that the vehicle was flagged as a stolen truck. After contacting the original owner, he signed the truck over to him but it then broke down three weeks later. Bender then sold the scraps to a new buyer.



2020: Signed with Miami as a Minor League free-agent on 11/30.

2019: Signed with Milwaukee as a Minor League free-agent on 5/29.

2016: Selected by Kansas City in the 20th round of the First Year Player Draft.



2023: "Tommy John" surgery (March 15-End of season)
2022: Right elbow strain (Aug. 14-End of season)
 Back stiffness (May 25-Aug. 2)



@ANTHONY_BENDER28

BENDER'S PITCHING HISTORY

YEAR	CLUB	W-L	ERA	G	GS	CG	SHO	SV	SVO	IP	H	R	ER	HR	HB	BB	SO	WP	BK
2022	MIAMI	1-3	3.26	22	0	0	0	6	8	19.1	17	7	7	3	1	8	17	1	0
	Minors (5 yrs.)	15-12	3.27	98	26	0	0	16	22	245.0	230	107	89	19	11	75	207	20	0
	MAJORS (2 yrs.)	4-5	2.90	82	1	0	0	9	13	80.2	62	29	26	8	7	28	88	5	0

FRONT OFFICE

FIELD STAFF

PLAYERS

CLUB HISTORY

SEASON IN REVIEW

OPPONENTS

GENERAL INFORMATION



JACOB BERRY

INFIELDER

82

HEIGHT: 6'0" WEIGHT: 212 B/T: S/R DOB: MAY 5, 2001 BORN: CORTEZ, AZ

ACQUIRED SELECTED BY MIAMI SIXTH OVERALL IN THE 2022 FIRST-YEAR PLAYER DRAFT.

CONTRACT STATUS SIGNED THROUGH 2024

NON-ROSTER INVITEE

FRONT OFFICE

FIELD STAFF

PLAYERS

CLUB HISTORY

SEASON IN REVIEW

OPPONENTS

GENERAL INFORMATION

2023

- Batted .233 (100x430) in 107 games split between two different levels within the Marlins system last season (Double-A Pensacola and High-A Beloit).
- Was promoted to Double-A Pensacola from July 25 until the end of the season. Slashed .248/.301/.443/.743 (28x113) with five doubles, one triple, five homers, and 22 RBI.
- Started the season with High-A Beloit and hit .227 (72x317) with 19 doubles, seven triples, four home runs, and 37 RBI.
- Appeared in the Arizona Fall League with the Peoria Javelinas, batting .265 (18x68) with seven extra base hits and seven RBI over 17 games.
- Listed as Miami's No. 4 prospect (No. 61 overall) by *MLB Pipeline* entering the season.

2022

- Listed as Miami's No. 2 prospect by *MLB Pipeline* entering the season.
- Made his professional debut on July 28 with the Rookie-Level FCL Marlins and went 2x16 in 4 games with 2 RBI and 5 strikeouts.
- Was promoted to Low-A Jupiter on Aug. 2 to close out the year and hit .264 with 7 doubles, 3 home runs, and 24 RBI.
- The switch-hitter went 10x29 (.345) as a RHB vs. LHP, and 23x96 (.240) as a LHB vs. RHP.
- Made 27 starts at third base (234.0 innings). Committed four errors in 63 total chances, good for a .937 fielding percentage.
- In 53 games with LSU, slashed .370/.464/.630 with a 1.094 OPS. Drew more walks (27) than strikeouts (22).

2021

- Started his college career at the University of Arizona in 2021, where he hit .352 with a 1.115 OPS, along with 19 doubles, five triples, 17 home runs, and 70 RBI before transferring to LSU for his sophomore year.

PERSONAL/MISCELLANEOUS

- Earned National Freshman of the Year at Arizona. His coach, Jay Johnson, took a job with the LSU Tigers and Berry joined him.
- His dad, Perry Berry, was a fourth-round pick by the Houston Astros in 1990 and played four seasons in the Minor Leagues.
- Mentions All-Star First Baseman Paul Goldschmidt as a player he tries to emulate his game after.



2022: Selected by Miami sixth overall in the 2022 First-Year Player Draft.



2023: Arizona Fall League Rising Star (Peoria Javelinas)



@JACOB_BERRY_21

BERRY'S BATTING HISTORY

YEAR	CLUB	AVG.	G	AB	R	H	2B	3B	HR	RBI	SH	SF	HBP	BB	SO	SB	CS	OBP	SLG	OPS
2023	Pensacola (AA)	.248	28	113	22	28	5	1	5	22	0	1	0	9	26	5	0	.301	.443	.743
	Beloit (A+)	.227	79	317	28	72	19	7	4	37	0	4	8	16	70	5	1	.278	.369	.647
	Minors (2 yr.)	.236	144	571	70	135	31	8	12	85	0	8	16	39	125	11	2	.300	.382	.682



JON BERTI

INFIELDER

5

HEIGHT	WEIGHT	B/T	DOB	BORN	MLB DEBUT
5'10"	190	R/R	JANUARY 22, 1990	TROY, MI	SEPTEMBER 26, 2018 VS. HOU
ACQUIRED			SIGNED BY MIAMI AS A MINOR LEAGUE FREE AGENT ON 11/29/18		CONTRACT STATUS
					SIGNED THROUGH 2024

2023

- Set career highs in games played (133), AVG (.296), hits (115), doubles (16), home runs (seven), and RBI (33) during 2023 (his fifth season with Miami). Made 10 starts at second base, 52 starts at shortstop, 27 starts at third base, and 11 starts in left field (also played 1.0 inning in right field).
- Is the longest tenured position player on the roster (Sandy Alcantara also joined Marlins in 2019).
- Hit .389 (21x54) in 23 games in the month of Sept., the highest AVG in any month of his career (min. 15 games). His 1.193 OPS in September also set a career high, and his four home runs tied his career high (Aug. 2019).
- His 28 multi-hit games marked a career high (20 games with two hits, eight with three hits). Were the third-most on the Marlins, behind only Luis Arraez and Bryan De La Cruz.
- Scored the go-ahead run in the 6th inning on Sept. 30 vs. PIT, en route to Marlins clinching playoff berth.
- Recorded second career multi-HR game on Sept. 24 vs. MIL, with a leadoff home run and a solo homer in the 5th inning. His first career walk-off hit came on June 24 vs. PIT with an RBI-single to score Joey Wendle in an 11-inning contest.
- Coming off his stolen base title in 2022, stole 16 bases and was caught six times.
- Made his fourth career Opening Day roster, all with the Marlins.

2022

- Finished his 2022 campaign with an MLB-leading 41 stolen bases.
- Became the first Marlins player since Dee Strange-Gordon in 2017 to steal at least 40 bags in a season. Is the fourth player in Franchise history to lead the MLB in steals (seventh time).
- His 18 stolen bases in 26 games in the month of June were the most in MLB. Set a new club record for stolen bases in June; previous mark was Juan Pierre's 16 stolen bases in 2003.
- Reached base safely in 24 consecutive games from June 1-27, batting .323 with six doubles, 10 RBI, and nine walks.
- Had an 11-game hitting streak from June 15-27. Tied for the longest streak by a Marlin last season.
- Set a Marlins record with 21 consecutive stolen bases without being caught from May 2-June 24.
- Had his first career multi-homer game on May 4 vs. ARI, going 2x5 with a leadoff home run (fourth career) in the bottom of the first and a second solo shot in the seventh inning.

2021

- Played in 85 games. Hit .210 with four home runs and 19 RBI.
- Suffered a season-ending concussion on July 22.
- Reached base safely in 45 of 59 games in 2021, including in 25 of his final 32 games.
- Posted .321 AVG (25x78) in June (25 games), with nine multi-hit games.

2020

- Played in 39 games for Miami. Hit .258 with two home runs and 14 RBI.
- Became the first Marlins player in club history to steal three bases in an inning when he stole second, third, and home in one trip around the bases on Aug. 25 at NYM.



HITS	4 - 9/23/19 at NYM
RUNS	4 - 9/5/19 at PIT
HOME RUNS	2 - 2x; last, 9/24/23 vs. MIL
RBI	3 - 6/18/21 at CHC
SB	4 - 9/24/19 at NYM
HIT STREAK	11 G - 6/15/22-6/17/22
WALK-OFF HITS	1 - 6/24 vs. PIT

2019

- Opened the 2019 season with Triple-A New Orleans before having his contract selected on April 20. From July 31 to the end of the season, he ranked 3rd in the Majors in steals (16). Only Dee Gordon (28 in 2017; 25 in 2015; 24 in 2016) and Jose Reyes (20 in 2012) had more stolen bases after the All-Star Break in Club history.
- Recorded his first-career MLB home run off of Cole Hamels on May 6 at CHC.
- He hit the first of three leadoff homers on May 17 vs. NYM, tied for the fourth-most in a single season in Club history (Hanley Ramirez holds top-three spots).
- Scored 52 runs in 73 games, just the fourth rookie since 1900 to finish the season with 50 or more runs in 73 games or less (*Elias Sports Bureau*). Stole a career-high four bases on Sept. 24 at NYM, tying a single-game Club record.

2018

- Opened the season at Triple-A Buffalo in Toronto's system, appearing in just four games before his trade to Cleveland. Was assigned to Double-A Columbus on April 21 and hit .217 in 25 games before being traded back to Toronto and assigned to Double-A New Hampshire on June 8.
- He hit for the cycle on Aug. 28 (4x5), becoming just the second player to do so in team history. Won the Eastern League Championship with New Hampshire alongside future Marlins' teammate Harold Ramirez.
- Had his contract selected on Sept. 26 and made his MLB debut that night against Houston. Recorded first hit with a single off Dean Deetz.

PERSONAL/MISCELLANEOUS

- Full name is Jonathon David Berti (pronounced Birdie). Is married to his wife, Jill.
- Attended Bowling Green University and set Falcons single-season records with a .423 batting average, and 93 hits, and tied the single-season record with 6 triples. His 17 career triples were also a school record. Was inducted into the BGSU Hall of Fame in October of 2022.
- His father, Thomas, played for the Detroit Mercy and spent two years in the Detroit Tigers organization.
- Played ice hockey up until his senior year of high school.

FRONT OFFICE

FIELD STAFF

PLAYERS

CLUB HISTORY

SEASON IN REVIEW

OPPONENTS

GENERAL INFORMATION



2018: Signed by Miami as Minor League free agent on 11/29.
Acquired by Toronto from Cleveland for cash on 6/7.
Acquired by Cleveland from Toronto for cash on 4/21.
Signed by Toronto as Minor League free agent on 1/12.

2011: Selected by Toronto in the 18th round of First-Year Player Draft. Signed by scout Nick Manno.



2022: Left groin strain (July 15-Aug. 12)
Undisclosed (May 5-27)

2021: Concussion (July 23-End of season)

2020: Right index finger laceration (Sept. 10-20)

2019: Left oblique strain (May 21-July 31)



2023: South Florida BBWAA Jeff Conine Award for Heart & Professionalism

2022: South Florida BBWAA Jeff Conine Award for Heart & Professionalism

Marlins' Heart and Hustle Award Winner

2014: Eastern League Midseason All-Star

2013: Florida State League Postseason All-Star

2012: Midwest League Midseason All-Star

2011: Northwest League Midseason All-Star



@JON_BERTI

BERTI'S BATTING HISTORY

YEAR	CLUB	AVG.	G	AB	R	H	2B	3B	HR	RBI	SH	SF	HBP	BB	SO	SB	CS	OBP	SLG	OPS
2023	MIAMI	.296	133	389	53	115	16	3	7	33	2	3	2	29	77	16	6	.345	.751	.751
	Minors (10 yrs.)	.257	817	3027	464	779	109	45	35	296	16	17	75	330	567	271	80	.343	.358	.701
	MAJORS (6 yrs.)	.259	436	1371	210	355	63	9	23	120	5	8	17	150	341	92	90	.338	.368	.706

POSTSEASON HISTORY

YEAR	CLUB/OPP	SERIES	AVG.	G	AB	R	H	2B	3B	HR	RBI	SH	SF	HBP	BB	SO	SB	CS	OBP	SLG	OPS
2020	MIA/CHC	NLWC	.200	2	5	0	1	0	0	0	0	0	0	1	2	0	2	0	.500	.200	.700
	MIA/ATL	NLDS	.167	3	12	1	2	0	0	0	0	0	0	1	0	5	0	0	.231	.167	.398
2023	MIA/PHI	NLWC	.200	2	5	0	1	1	0	0	0	0	0	1	0	3	0	1	.333	.400	.733
	Wild Card		.200	4	10	0	2	1	0	0	0	0	0	2	2	3	2	1	.429	.300	.729
	Division Series		.167	3	12	1	2	0	0	0	0	0	0	1	0	5	0	0	.231	.167	.398
	TOTALS		.182	7	22	1	4	1	0	0	0	0	0	3	2	8	2	1	.333	.227	.560

CAREER FIELDING

POS	G	GS	INN	TC	PO	A	E	FLD%
2B	114	85	792.0	362	148	210	4	.989
3B	149	119	1050.1	327	66	248	13	.960
SS	110	86	764.0	342	112	221	9	.974
LF	48	33	281.0	73	71	1	1	.986
CF	37	23	230.2	55	54	0	1	.982
RF	9	7	65.1	12	10	2	0	1.000

HOME RUN BREAKDOWN

GRAND SLAMS	None
INSIDE-THE-PARK	None
LEADOFF	5 - Last: 9/27/23 (2) at NYM
PINCH HIT	None
WALK-OFF	None
MULTI-HR	2 - last, 9/24/23 vs. MIL



CHRISTIAN BETHANCOURT

CATCHER

25

HEIGHT: 6'3" WEIGHT: 220 B/T: R/R DOB: SEPTEMBER 21, 1991 BORN: PANAMÁ CITY, PAN MLB DEBUT: SEPTEMBER 29, 2013 VS. PHI

ACQUIRED FROM CLEVELAND IN EXCHANGE FOR CASH CONSIDERATIONS ON 12/10/23 CONTRACT STATUS: SIGNED THROUGH 2024

2023

- In his second season with the Rays, played in a career-high 104 games, with all 89 of his starts coming at catcher. Also tallied a career high in runs scored (49), walks (13), and tied his career high in homers (11).
- Made his first Opening Day start since April 3, 2017 vs. LAD as a member of San Diego.
- Per *Baseball Savant*, averaged 85.4 mph on throws to second base, the highest mark among all qualified catchers. His 1.87 pop time to second base led all AL catchers (min. 20 throws to 2B) and was tied for second in the Majors, trailing only J.T. Realmuto (1.83).
- Min. 300 PA, his 56.4 first-pitch swing pct. led the Majors, ahead of TEX Corey Seager (52.0 pct.) and SD Fernando Tatis Jr. (48.9 pct.). Hit .358 (19x53) with two triples, two home runs, and nine RBI on the first pitch of an at-bat.
- Hit safely in a season-best eight straight games from April 12-24, batting .400 (12x30) with three doubles, three homers, and eight RBI during the span.
- Recorded at least one RBI in a career-high tying three straight games from April 12-16 (3x; last, Aug. 18-23, 2022).
- Threw out 6 of 15 (40 pct.) of potential base stealers after the ASB, compared to 7 of 41 (17.1 pct.) before the break.
- Homered in back-to-back games (April 14-16 at TOR) for the fifth time in his career.
- Made lone pitching appearance of season on May 23 vs. TOR (0.1 IP, 3 H, 3 ER), marking his 11th career appearance.
- On Sept. 2 at CLE, became the first player in club history to homer on his birthday in back-to-back seasons (2022 vs. NYY).
- Following the conclusion of the regular season, was designated for assignment by Tampa Bay and claimed off waivers by the Guardians. Acquired by Miami in exchange for cash considerations on Dec. 10.

2022

- Appeared in 100 games and made 84 starts (47 at catcher, 28 at first base, nine at DH) between the Athletics and Rays.
- Was acquired by Tampa Bay on July 9 for two Minor Leaguers. After joining the active roster on July 11, started 40 of the final 77 games, making 35 starts at catcher, four at first base, and one at DH over that span.
- Threw out 41.4 pct. (12 of 29) of attempted base stealers between the two clubs, including 45.0 pct. (9 of 20) after joining the Rays. Min. 40 games, led the AL in eraser rate and ranked 2nd in the Majors behind PHI's J.T. Realmuto (41.5 pct.).
- All four HR with the Athletics came in eight games (six starts) from June 1-12. All seven HR with the Rays came at home, including six from Aug. 18-Sept. 25.
- Hit .314 (22x70) with five doubles, three home runs, and eight RBI in his last 21 games (19 starts) from Sept. 2-Oct. 4.
- On April 15 at TOR, entered as a defensive replacement at first base in the 6th inning. It was his first game in the Majors since April 22, 2017 vs. MIA (with SD), going 1,818 days in between.
- On July 15 vs. BAL, his first homer as a Ray represented the second pinch-hit homer of his career, following May 20, 2016 vs. LAD (with SD).

2022 (CONT.)

- According to STATS LLC, became the 10th player to hit his first homer with the Rays as a pinch-hitter, first since Brendan McKay on Sept. 22, 2019 vs. BOS. The homer went 318 feet, the shortest over-the-fence homer at Tropicana Field (Rays or visitor) in the Statcast era (2015).
- From Aug. 18-23 vs. KC/LAA, homered in three consecutive games for the first time in his career.
- On Aug. 23 vs. LAA, hit a solo homer in the 7th inning, two-run single in the same frame and pitched a scoreless 9th on 16 pitches (12 strikes), the eighth pitching appearance of his career. Became the first Ray with two run-scoring hits in the same frame since Evan Longoria in the 5th inning on June 25, 2008 at FLA. Became the second position player in franchise history to pitch in a win, joining Jesús Sucre on July 3, 2018 at MIA. Struck out Luis Rengifo on a 94.4 mph fastball and became the third position player in club history with a strikeout, following Mike Brosseau on Aug 14, 2020 at TOR (Randal Grichuk) and Wade Boggs on Aug 10, 1999 vs. BAL (Delino DeShields). Marked the fastest pitch by a position player to result in a strikeout since LAD's Drew Butera (94.9 mph) on May 14, 2014 vs. MIA (Marcell Ozuna).
- On Aug. 28 at BOS, pitched a scoreless 9th inning and became the first visiting position player to pitch in a 9-inning win in Fenway Park history (since 1912). Joined BAL's Chris Davis (2.0 IP) in a 9-6, 17-inning win on May 6, 2012 as the only visiting position players to pitch in a winning effort at Fenway Park, regardless of game length.
- On Sep 2 vs. NYY, hit a two-run homer off Domingo Germán in the 7th inning and caught a 9-0 shutout on his birthday. Marked the 15th time a Ray homered on his birthday, first since Brett Phillips on May 30, 2021 vs. PHI. Was the second catcher in club history to homer on his birthday, joining Mike Difelice on May 28, 2000 vs. SEA. Became the second Ray to homer against the Yankees on his birthday, joining Steven Souza Jr. (2) on April 24, 2016 in the Bronx. Became the sixth player since *Baseball Reference* data is available (1901) to homer and catch a shutout on his birthday, joining ATL's Biff Poceroba on July 25, 1978 at PHI, OAK's Dave Duncan on Sep 26, 1971 vs. MIL, CHW's Sherm Lollar on Aug 23, 1959 vs. NYY (G2), PHI's Andy Seminick on Sep 12, 1950 vs. STL, and CIN's Casper Asbjornson on June 19, 1932 at the Boston Braves. It was the third Panamanian-born player to homer on his birthday, joining CHW's Carlos Lee on June 20, 2001 vs. KC and NYY's Héctor López on July 8, 1962 at MIN.
- On Sep 18 vs. TEX, recorded his first three-hit game with the Rays, including a solo shot as the front end of back-to-back homers in the 2nd inning.
- Played for the Estrellas de Oriental in the Dominican Winter League for a fourth consecutive year and hit .296/.347/.364 (13x44).
- Started both games of the AL Wild Card Series at CLE at catcher and went 0x5 with three strikeouts in his first career Postseason.



HITS	3 - 13x; last, 8/14/23 at SF
RUNS	2 - 25x; last, 9/5/19 at PIT
HOME RUNS	1 - 30x; last, 9/23/23 vs. TOR
RBI	3 - 5x; last, 9/2/23 at CLE
SB	9 - 1x; last, 9/10 vs. SEA
HIT STREAK	9 G - 9/9-23/22
WALK-OFF HITS	1 - 6/16/15 vs. PIT

FRONT OFFICE

FIELD STAFF

PLAYERS

CLUB HISTORY

SEASON IN REVIEW

OPPONENTS

GENERAL INFORMATION

2021

- Entered Spring as a non-roster invite for the Phillies. Released on March 28 and signed by the Pirates to a Minor League deal on April 29.
- Spent the season with Triple-A Indianapolis. Made starts at catcher (27), first base (25), designated hitter (18), and right field (11). Tied for 9th among Pirates Minor Leaguers with 60 RBI.
- Hit .333/.391/.571 (28x84) with five HR and 25 RBI off lefties, compared to .263/.321/.433 (65x247) with nine HR and 35 RBI vs. RHP.
- Missed time from Sept. 8-21 with a left hamstring strain. Hit .346 (9x26) with four HR and 11 RBI in six games after his reinstatement. On Sept. 26 at Omaha, homered twice and recorded 5 RBI.

2020

- Was not part of the Phillies 60-man player pool and did not play following the cancellation of the minor league season.

2019

- Played for the NC Dinos in the Korean Baseball Organization. Hit .246/.308/.404 (50x203) with eight HR and 29 RBI in 53 games.

2018

- Returned to catching duties as a non-roster invite for the Brewers. Spent the entire season with Triple-A Colorado Springs.
- Tied for 2nd among Brewers minor leaguers with 20 HR. Also ranked among organizational leaders in RBI (71, 3rd), extra-base hits (42, 7th), hits (116, tied for 7th), and runs (59, 9th).
- Threw out 44.2 pct. (19 of 43) of attempted base stealers in 74 games (71 starts) at catcher.
- Named to the Brewers Organizational All-Star Team by MLB.com.
- Played eight games for the Aguilas Cibaenas in the Dominican Winter League.

2017

- Converted to pitcher and made the Padres Opening Day roster. Outrighted on April 25 and spent most of the season with Triple-A El Paso. Went 3-2 with a 8.21 ERA (41.2-IP, 38-ER) in 34 appearances (one start) at the Triple-A level.
- Made four relief appearances with the Padres, yielding nine runs (six ER) in 3.2 IP.
- Hit .143 (1x7) in the majors, including .200 (1x5) as a pinch hitter.

2016

- Made his second Opening Day roster in his first season in the Padres organization.
- On May 20 vs. LAD, hit a go-ahead, pinch-hit, two-run homer off Scott Kazmir in the 6th inning. Marked the first pinch-hit homer of his career.
- Pitched twice, both in games trailing by nine runs (or more), and combined for 1.2 scoreless frames.
- Placed on the 15-day IL (left intercostal strain) on Aug. 31 and missed the rest of the season.

2015

- Appeared in 48 games (41 starts) over two stints with the Braves, including his first-career Opening Day roster as the starting catcher. Was on the active roster from Opening Day-June 14 and Aug. 24 through season's end.
- Threw out 42.1 pct. (8 of 19) of attempted base stealers, 5th in the majors (min. 10 attempts).
- On June 6 vs. PIT, his first career homer was a walk-off, a solo shot off Vance Worley in the 9th inning. According to *Stats LLC*, became the second player since the Braves moved to Atlanta in 1966 to hit a walk-off for his first-career homer, joining Mark DeRosa on July 21, 2001 vs. MTL.

2014

- Saw his first extended action over two stints with the Braves (June 28-July 20 and Sept. 2 through the end of the season).
- On June 28 at PHI (G2), made his first career start and singled off Mario Hollands in the 6th inning for the first hit of his career.
- Was originally on the World roster for the Futures Game, but did not play due to his call up.
- Named Triple-A Gwinnett Player of the Month for May, batting .271 (23x85) with five doubles, one triple, two home runs, and 17 RBI in 23 games.
- Was on the Gwinnett injured list from Aug. 17-24 with a left hand contusion.
- Named to the Braves Organizational All-Star Team by MLB.com.

2013

- Made his Major League debut in the final game of the season, striking out as a pinch-hitter in the 8th inning. Recalled from Double-A Mississippi on Sept. 9 and spent the remainder of the season on the Braves roster.
- Named to the Southern League Midseason and Postseason All-Star teams. Reached base safely via hit or walk in 40 consecutive games from June 13-Aug. 14, setting a Mississippi Braves record. Hit .338/.376/.600 (54x160) with 12 doubles, 10 home runs, 27 RBI, and 13 walks over that stretch.
- Was on the Mississippi 7-day IL from April 25-May 7 with a left hamstring strain.
- Played for the World team in the Futures Game, his second-straight selection and was named to the Braves Organizational All-Star Team by MLB.com.
- Ranked by *Baseball America* as the No. 69 overall prospect in the minors following the season. Was the No. 2 prospect in the Braves system. Named Best Defensive Catcher in the organization for a third straight year.

2012

- Limited to 71 games due to a right hamstring strain and left hand fracture. Named to the SL Midseason All-Star Team.
- Started at catcher for the World team in the Futures Game in July and Kauffman Stadium. Named to the Braves Organizational All-Star Team by MLB.com.
- Ranked by *Baseball America* as the No. 3 prospect in the Braves system following the season. The publication also tabbed him as the Best Defensive Catcher in the SL in its Best Tools survey.

2011

- Split the 2011 season between Class-A Rome and Class-A Lynchburg, batting .289/.304/.385 (112x387) with five HR and 53 RBI in 99 games.
- Hit .306 (22x72) with three doubles, five home runs, and 13 RBI in 19 games for the Surprise Saguaros in the Arizona Fall League. Named to the AFL All-Prospect Team and the AFL Rising Stars Game.

2010

- In 2010, led Rome with 100 hits in his age-18 season and tied for 2nd on the club with 19 doubles.

2009

- Named Most Valuable Player for the GCL Braves by the Braves Baseball Operations department. Transferred to Rookie-level Danville on Aug 14 and helped them win the Appalachian League title over Elizabethton.
- Ranked by *Baseball America* as the No. 6 prospect in the Braves system following the season. Was the No. 1 prospect in the Gulf Coast League.



2023: Claimed off waivers by Cleveland from Tampa Bay on 11/6.
Acquired by Miami from Cleveland in exchange for cash considerations on 12/10.

2022: Acquired by Tampa Bay from Oakland in exchange for RHP Christian Fernandez and OF Cal Stevenson on 7/9.

2021: Signed by Philadelphia as a free agent on 1/4.
Signed by Pittsburgh as a free agent on 5/1.
Signed by Oakland as a free agent on 11/25.

2020: Signed by Philadelphia as a free agent on 1/2.

2018: Signed by Milwaukee as a free agent on 1/8.

2015: Acquired by San Diego from Atlanta in exchange for LHP Ricardo Rodriguez and RHP Casey Kelly on 12/15.

2008: Signed by Atlanta as an International free agent on 3/12.



2022: Caribbean Series All-Star

2018: MiLB.com Organization All-Star (Milwaukee)
PCL Mid-Season All-Star
PCL Post-Season All-Star

2014: MiLB.com Organization All-Star (Atlanta)
Futures Game Selection

2013: MiLB.com Organization All-Star (Atlanta)
Futures Game Selection
Southern League Mid-Season All-Star
Southern League Post-Season All-Star

2012: MiLB.com Organization All-Star (Atlanta)
Futures Game Selection
Southern League Mid-Season All-Star

2011: AFL Rising Star
AFL All-Prospect Team



2016: Left intercostal strain (Aug. 31-Oct. 3)



@CHRISTIANBETH2702



@CHRISTIANBETH27

BETHANCOURT'S BATTING HISTORY

YEAR	CLUB	AVG.	G	AB	R	H	2B	3B	HR	RBI	SH	SF	HBP	BB	SO	SB	CS	OBP	SLG	OPS
2023	TAMPA BAY	.225	104	315	49	71	16	0	11	33	1	3	0	13	91	1	0	.254	.381	.635
	Minors (12 yrs.)	.279	836	2998	351	835	160	12	75	416	13	47	14	155	540	70	25	.312	.415	.727
	MAJORS (7 yrs.)	.231	365	1102	131	255	53	0	30	113	2	4	3	43	290	9	5	.261	.361	.622

POSTSEASON HISTORY

YEAR	CLUB/OPP	SERIES	AVG.	G	AB	R	H	2B	3B	HR	RBI	SH	SF	HBP	BB	SO	SB	CS	OBP	SLG	OPS
2022	TB/CLE	ALWC	.000	2	5	0	0	0	0	0	0	0	0	0	3	0	0	.000	.000	.000	
2023	TB/TEX	ALWC	.000	1	0	0	0	0	0	0	0	0	0	0	0	0	0	.000	.000	.000	
	Wild Card		.000	3	5	0	0	0	0	0	0	0	0	0	0	0	0	.000	.000	.000	
	TOTALS		.000	3	5	0	0	0	0	0	0	0	0	0	3	0	0	.000	.000	.000	

CAREER FIELDING

POS	G	GS	INN	TC	PO	A	E	FLD%
1B	37	28	249.0	223	208	14	1	.996
2B	2	0	0.2	0	0	0	0	---
3B	1	0	3.0	1	1	0	0	1.000
LF	8	3	42.2	10	9	0	1	.900
RF	4	4	31.0	6	6	0	0	1.000
C	265	241	2143.2	2116	1975	1125	16	.992

HOME RUN BREAKDOWN

GRAND SLAMS	None
INSIDE-THE-PARK	None
LEADOFF	None
PINCH HIT	2 - 7/15/22 vs. BAL
WALK-OFF	1 - 6/6/15 vs. PIT
MULTI-HR	None

CAREER IN-DEPTH CATCHING

POS	SB	CCS	CS%	PB
C	98	46	32%	24

FRONT OFFICE

FIELD STAFF

PLAYERS

CLUB HISTORY

SEASON IN REVIEW

OPPONENTS

GENERAL INFORMATION



HUASCAR BRAZOBAN

RIGHT-HANDED PITCHER

31

HEIGHT	WEIGHT	B/T	DOB	BORN	MLB DEBUT
6'3"	155	R/R	OCTOBER 15, 1989	VILLA MELLA, DR	JULY 24, 2022 AT PIT

ACQUIRED SIGNED BY MIAMI AS A MINOR LEAGUE FREE AGENT ON 1/4/22 **CONTRACT STATUS** SIGNED THROUGH 2024

FRONT OFFICE

FIELD STAFF

PLAYERS

CLUB HISTORY

SEASON IN REVIEW

OPPONENTS

GENERAL INFORMATION

2023

- Made his first Opening Day roster in 2023. Pitched in a career high 50 games, posting a 4.14 ERA in 58.2 innings of relief with 65 strikeouts.
- Missed 36 games on the Injured List with a left hip impingement from Aug. 14-Sept. 25.
- Allowed one hit in 2.0 scoreless innings in both appearances since coming off the IL (Sept. 29 and Oct. 1 at PIT), striking out a combined five of seven batters faced.
- Tied George Soriano with 19 appearances of 1.1 innings or more, including 10 outings of 2.0 innings.
- Allowed just five homers in 58.2 innings of work, the second-least in the Marlins bullpen (minimum 50.0 innings pitched).
- Left-handed hitters went 25x84 (.298) with an .818 OPS against him, while right-handed hitters went 28x134 (.209) and a .616 OPS. Held opponents to a .243 AVG overall.
- Did not allow a run in 14 consecutive appearances (15.0 innings), allowing just eight hits and recording 17 strikeouts over that span from April 14-May 14.

2022



- Posted a 3.09 ERA (11 ER/32.0 IP) with 40 strikeouts in 27 appearances with Miami.
- 20 of his 27 outings were scoreless, including his final nine appearances (7.2 innings). Allowed five hits, and four walks, and struck out eight batters.
- Led the Marlins bullpen with seven wild pitches.
- Made his Major League debut on July 24 at PIT. Struck out O'Neil Cruz on four change-ups.
- Started the year with Triple-A Jacksonville, going 2-0 with a 3.18 ERA (45.1 IP/16 ER) in 27 games. Struck out 59 batters against 16 walks.
- Was signed by Miami as a free agent to a Minor League contract with an invitation to Major League Spring Training on Jan. 4, 2022.


2021

- Pitched in 16 games for the Independent Atlantic League High Point Rockers. Struck out 18 batters in 16.0 innings and finished 1-1 with a 2.81 ERA.
- After the season, pitched in 21 games (19.2 IP) for the Gigantes del Cibao of the Dominican Winter League. Went 2-0 with a 0.46 ERA. Struck out 25 batters and walked 5 batters.

2020

- Did not pitch due to the COVID-19 pandemic.

 **2022:** Signed with Miami as a Minor League free-agent on 1/4.
 **2016:** Signed with Colorado as a Minor League free-agent on 11/18.
2012: Signed by Colorado as an international free agent on 5/31.

 **2023:** Left hip impingement (Aug. 14 - Sept. 25)

2018

- Appeared in 37 games for the Independent Atlantic League Lancaster Barnstormers. Went 2-4 with a 1.99 ERA in 40.2 innings. Struck out 41 batters and allowed 18 walks.



INNINGS PITCHED 2.2 - last, 4x; 7/30/22 vs. NYM
STRIKEOUTS 5 - 7/27/22 at CIN
SCORELESS IP 7.9 - 9/14/22-10/4/22

2017

- Split time between Double-A Hartford and Advanced-A Lancaster in the Rockies organization. Combined to go 2-1 with a 5.77 ERA in 37 games.
- Pitched in 13 games (14.2 IP) for the Lancaster Jethawks. Went 0-0 with a 4.91 ERA with 16 strikeouts.
- Worked 24 games (24.1 IP) for the Hartford Yard Goats. Finished 2-1 with a 6.29 ERA.

2014

- Split time between Short-Season A Tri-City and Advanced-A Modesto. Combined to go 1-0 with 3.38 ERA in 34.2 innings pitched.
- Worked 20 games for the Tri-City Dust Devils. Went 1-0 with a 3.23 ERA in 30.2 IP and allowed just 24 hits.
- Pitched in 3 games for the Modesto Nuts. Went 0-0 with a 4.50 ERA.

2013

- Spent the entire season with Short-Season A Tri-City. Finished 0-3 with a 7.78 ERA in 19.2 innings pitched.

2012

- Signed with the Colorado Rockies as a 21-year-old on May 31, 2012. Spent the entire season with the Dominican Summer League Rockies.

PERSONAL/MISCELLANEOUS

- Full name is Huascar (WAS-car) Leandro Brazoban.
- Became just the second pitcher in Franchise history to make his Major League debut at age 31 or older (32 yrs, 383 days). Joe Strong was the oldest, at 37 yrs, 245 days on May 11, 2000.
- Missed the 2016 and 2015 seasons due to injury.
- His Brother, Gustavo, also played for the Rockies organization, pitching for the DSL Rockies from 2008-14.
- Has two children, Dylan and Danna.



@EL_FENIX1513

BRAZOBAN'S PITCHING HISTORY

YEAR	CLUB	W-L	ERA	G	GS	CG	SHO	SV	SVO	IP	H	R	ER	HR	HB	BB	SO	WP	BK
2023	MIAMI	5-2	4.14	50	0	0	0	0	3	58.2	53	28	27	5	4	31	65	3	0
	Jacksonville (AAA)	1-0	10.13	2	0	0	0	0	0	2.2	5	3	3	0	0	1	3	1	0
	Minors (6 yrs.)	7-4	4.60	128	0	0	0	7	14	158.1	141	91	81	11	17	86	161	33	4
	MAJORS (2 yrs.)	6-3	3.77	77	0	0	0	0	4	90.2	79	41	38	8	6	52	105	10	0

POSTSEASON HISTORY

YEAR	CLUB/OPP	SERIES	W-L	ERA	G	GS	CG	SHO	SV	SVO	IP	H	R	ER	HR	HB	BB	SO	WP	BK
2023	MIA/PHI	NLWC	0-0	0.00	1	0	0	0	0	0	1.0	0	0	0	0	0	1	2	0	0
	Wild Card		0-0	0.00	1	0	0	0	0	0	1.0	0	0	0	0	0	1	2	0	0
	TOTALS		0-0	0.00	1	0	0	0	0	0	1.0	0	0	0	0	0	1	2	0	0

FRONT OFFICE

FIELD STAFF

PLAYERS

CLUB HISTORY

SEASON IN REVIEW

OPPONENTS

GENERAL INFORMATION



JONAH BRIDE

INFIELDER

41

HEIGHT 5'10" **WEIGHT** 200 **B/T** R/R **DOB** DECEMBER 27, 1995 **BORN** MILWAUKEE, WI **MLB DEBUT** JUNE 14, 2022 AT BOS

ACQUIRED FROM OAKLAND FOR CASH CONSIDERATIONS ON 2/7

CONTRACT STATUS SIGNED THROUGH 2024

FRONT OFFICE

FIELD STAFF

PLAYERS

CLUB HISTORY

SEASON IN REVIEW

OPPONENTS

GENERAL INFORMATION

2023

- Appeared in 40 games over three stints with Oakland last season, his second in the Majors.
- Batted .170 (15x88) with three doubles and seven RBI with the Athletics last season, appearing in 27 games (24 starts) at third base, six games (four starts) as designated hitter, and five games (two starts) at first base.
- Hit .102 (5x49) at home and .256 (10x39) on the road last season. Went 6x19 (.316) with runners in scoring position. Went 0x7 as a pinch hitter last season and is now 0x12 in his career.
- Hit .196 with a .323 on-base percentage in 21 games during his first stay with Oakland from May 29-June 29. Went 0x2 in one game during his second stint from July 20-23.
- Batted .311 with 12 home runs, 46 RBI, and a 1.019 OPS in 63 games with Triple-A Las Vegas.
- Went 4x4 with three runs scored, a home run, and five RBI for Las Vegas on May 28 at Tacoma. Matched his minor league career high in hits, and the five RBI fell one short of his best of six established on May 17 at SL.
- Hit safely in each of his last seven games with Las Vegas (15x32, .469) and reached base safely in each of his last 16 games, going 27x65 (.415) with 12 doubles, four home runs, and 24 RBI over that span.
- Ranked second in the Pacific Coast League in doubles (16), tied for sixth in extra base hits (25), and tied for eighth in OPS (.993) at the time of his call up to the Majors on May 29.

2022

- Began the year at Double-A Midland and made his Triple-A debut with Las Vegas in late May.
- Hit .204 with a home run, six RBI, and a .548 OPS in 58 games with Oakland in his Major League debut.
- Added 19 walks and was hit by a pitch four times to help a .301 on-base percentage.
- Batted .213 (23x108) with a .598 OPS and his lone home run against right-handed pitchers, .185 (10x54) with a .447 OPS against left-handers. Was 3x32 (.094) with runners in scoring position.
- Started 28 games at second base, 14 at third base, and two each at first base and designated hitter. Made three errors as a third baseman (.930 fielding percentage) and one as a second baseman (.990).
- Batted in every spot in the order except third and fourth and saw his most action with 13 starts from the seven spot and 10 hitting second.
- Combined to hit .342 with six home runs, 32 RBI, and a 1.021 OPS in 40 games in the minors, which included a three-game rehab assignment with Low-A Stockton at the end of July following a one-month stint on the injured list with Oakland.
- Had more walks (26) than strikeouts (25). Was also hit by a pitch five times for a .453 on-base percentage and added 15 doubles for a .568 slugging percentage.
- Batted .424 (14x33) with a 1.149 OPS against left-handed pitchers, .319 (36x113) with all six of his home runs and a .983 OPS against right-handers.

2022 (CONT.)

- Hit .341 with runners in scoring position, while four of his six home runs came with runners on base.
- Combined for a .389 batting average and .511 on-base percentage in 20 games in his home ballparks, compared to .297 with a .391 on-base percentage in 20 road games.
- Started 11 games at third base, 11 at catcher, 10 at designated hitter, six at second base, and two at first base. Made one error as a second baseman (.944 fielding percentage) and one as a catcher (.988).
- Opponents were 10x11 (90.9%) with him behind the plate.
- Hit in every spot in the order except eighth and ninth and saw his most playing time with 21 games batting third.



HITS	2 - 8x; last, 6/7/23 at PIT
RUNS	2 - 2x; last, 8/25/23 vs. ATL
HOME RUNS	1 - 8/26/22 vs. NYY
RBI	2 - 6/9/23 at MIL
SB	1 - 7/27/22 vs. HOU
HIT STREAK	6 G - 6/15/22-6/21/22

2021

- Batted .265 with nine home runs and 49 RBI in 78 games with Double-A Midland. Walked a minor league career-high 57 times and was hit by a pitch nine times for a .407 on-base percentage. His on-base percentage led the Athletics farm system and the Double-A Central (ranked 13th-best among all full-season minor leaguers). Also ranked fifth in the Double-A Central in walks and 10th in OPS (.831).
- Batted .339 with a 1.009 OPS against left-handed pitchers compared to .244 with a .780 OPS against right-handers. His average improved to .291 with runners in scoring position and went 5x12 (.417) with a grand slam and 14 RBI with the bases loaded. Hit .305 at home compared to .212 on the road, but hit seven of his nine home runs in away games.
- Started 45 games at first base, 14 at third base, nine at second base, and eight at designated hitter. Committed two of his three errors as a second baseman.
- Played for Mesa in the Arizona Fall League following the season and hit .250 with three home runs and eight RBI in 17 games.
- Began the season by hitting safely in each of his first eight games, which was his longest hitting streak of the season. Went 11x26 (.423) with four home runs, nine RBI, and nine walks during the streak.

2020

- Did not play following the cancellation of the Minor League season due to the COVID-19 pandemic.

2019

- Spent nearly the entire season at Single-A Stockton, batting .279 with 10 home runs, and 58 RBI in 115 games. Went 2x9 in two games with Double-A Midland in Sept., combining for a .277 AVG in 117 games.
- Added 44 walks and was hit by a pitch 17 times for a .368 on-base percentage. Had career highs in all counting categories except walks and stolen bases.
- Tied for third in the California League in hit-by-pitches (17) and ranked sixth in on-base percentage (.371).

2019 (CONT.)

- Ranked eighth in the Athletics farm system in on-base percentage and tied for ninth in hits (114). Batted .242 against left-handed pitchers, compared to .288 against right-handers.
- Started 95 games at third base, 12 at designated hitter, and eight at first base. Committed seven errors as a third baseman for a .970 fielding percentage. Hit in every spot in the order except leadoff and saw his most playing time batting eighth (28 games), seventh (27), and fifth (21). Hit .348 with three home runs and 13 RBI in 17 games batting cleanup.
- Reached base safely in 28 consecutive games from July 1-28 and batted .371 with a .442 on-base percentage over that span. Had a season-best 15-game hitting streak from July 4-15 (19x49, .456) with three home runs and 12 RBI during the streak.
- Was transferred to Midland on Aug. 31 and hit safely in each of his two games in his Double-A debut from Sept. 1-2 at Springfield (2x9, .222).

2018

- Made his professional debut with Oakland's affiliate in the Arizona Rookie League and went 0x5 in two games before he was transferred to Short-Season Vermont on June 27.
- Batted .287 with three home runs and 34 RBI in 54 games with the Lake Monsters, and combined for a .280 average in 56 games overall. Stole a career-high three bases, tied for third in the New York-Penn League in doubles (17), ranked seventh in on-base percentage (.376), and ninth in batting (.287) and OPS (.796).
- Was a NYPL Midseason All-Star. Hit .333 against left-handed pitchers, .262 against right-handers. Batted .310 with runners in scoring position. Started 50 games at third base and six at designated hitter.
- Committed 13 errors for a .906 fielding percentage. Batted .263 in July, but walked 15 times to fuel a .394 on-base percentage. Then hit .305 with 21 RBI in 27 games in August.
- Went 0x2 for the North in the NYPL All-Star Game on Aug. 14. Had a 12-game hitting streak from Aug. 18-29 (20x49, .408).

PERSONAL/MISCELLANEOUS

- Full name is Jonah Michael Bride.
- Graduated from Owasso High School (Okla.) in 2014 and was named a Louisville Slugger High School All-American by Collegiate Baseball.
- Spent one year at Neosho Junior College before transferring to South Carolina. Hit .289 with 11 home runs and 95 RBI in 186 games in three seasons with the Gamecocks.



2024: Acquired by Miami in a trade with Oakland in exchange for cash considerations on 2/7.

2018: Selected by Oakland in the 23rd round of the First-Year Player Draft. Signed by scout Neil Avent.



2022: Right shoulder strain (June 27- July 25)



2018: MLB.com Organization All-Star (Oakland)
New York-Penn League Midseason All-Star



@JBRIDE11



@JBRIDE11

BRIDE'S BATTING HISTORY

YEAR	CLUB	AVG.	G	AB	R	H	2B	3B	HR	RBI	SH	SF	HBP	BB	SO	SB	CS	OBP	SLG	OPS
2023	OAKLAND	.170	40	88	9	15	3	0	0	7	1	2	4	11	22	0	1	.286	.205	.490
	Las Vegas (AAA)	.305	73	259	60	79	19	2	13	54	1	3	4	56	49	5	2	.432	.544	.976
	Minors (5 yrs.)	.288	364	1280	224	369	80	8	41	227	1	16	41	207	265	12	4	.400	.459	.859
	MAJORS (2 yrs.)	.192	98	250	26	48	7	0	1	13	2	3	8	30	54	1	1	.296	.232	.528

CAREER FIELDING

POS	G	GS	INN	TC	PO	A	E	FLD%
3B	48	38	330.0	105	28	72	5	.952
2B	32	28	234.1	103	38	64	1	.990
1B	10	4	36.0	37	34	3	0	1.000

HOME RUN BREAKDOWN

GRAND SLAMS	None
INSIDE-THE-PARK	None
LEADOFF	None
PINCH HIT	None
WALK-OFF	None
MULTI-HR	None

FRONT OFFICE

FIELD STAFF

PLAYERS

CLUB HISTORY

SEASON IN REVIEW

OPPONENTS

GENERAL INFORMATION



VIDAL BRUJÁN

INFIELDER / OUTFIELDER

17

HEIGHT: 5'10" WEIGHT: 180 B/T: S/R DOB: FEBRUARY 9, 1998 BORN: SAN PEDRO DE MACORÍS, DR MLB DEBUT: JULY 7, 2021 VS. CLE

ACQUIRED: FROM TAMPA BAY WITH RHP CALVIN FAUCHER IN EXCHANGE FOR MINOR LEAGUE INF ERICK LARA, RHP ANDREW LINDSEY, AND A PTBNL OR CASH

CONTRACT STATUS: SIGNED THROUGH 2024

FRONT OFFICE

FIELD STAFF

PLAYERS

CLUB HISTORY

SEASON IN REVIEW

OPPONENTS

GENERAL INFORMATION

2023

- Appeared in 37 games with Tampa Bay and made 20 starts (12 games at second base, four games at shortstop, three games in right field, and one game at third base).
- Enjoyed five stints with the Rays: April 8-25, May 24-25, June 5-July 3, July 22-Aug. 6, Aug. 24-Sept. 14.
- Scored four runs as a pinch runner, tied for the 4th-most in the AL.
- Hit safely in a career-best four straight games from June 12-24, going 5x15 (.333) with one double in those contests.
- Hit .250 (8x32) in 18 home games compared, to .114 (5x44) in 19 road games. Went 1x18 (.056) over his final 10 appearances on the road.
- On June 24 vs. KC, recorded his first career multi-steal game (two SB).
- On Aug. 29 at MIA, his three times on base set a career high (1x3, BB, HBP).
- On Sept. 5 vs. BOS, matched a career high with 2 walks (also, June 29, 2022 vs. MIL).
- In 59 games for Triple-A Durham, slashed .272 (65x239) with 11 doubles, 4 triples, 10 homers, 32 RBI and 19 stolen bases.
- Reached base safely in 33 consecutive games for Durham from May 2-July 21.

2022

- Appeared in 52 games and made 40 starts (25 at second base, 10 at right field, four at shortstop, one at center field) spanning four stints with the Rays: April 23-24, May 10-July 6, Aug. 31-Sept. 6 and Oct. 3 through the end of the season.
- Hit .170 (23x135) with five doubles, two home runs, and 15 RBI in 45 games (37 starts) during his second stint.
- Hit .294 (5x17) with RISP and 2 outs, compared to .146 (19x130) in all other situations.
- On May 11 at LAA, hit a go-ahead, RBI double off Aaron Loup to score the automatic runner on the first pitch of the 10th, the first extra-base hit of his career. Was the first Rays rookie with a go-ahead hit in the 10th inning (or later) since Nathaniel Lowe on Sept. 21, 2019 vs. BOS.
- On June 10 at MIN, his first-career homer came off Devin Smeltzer in the 7th inning. Went 36 homerless games to begin his career, the longest drought for a Rays batter to start his career since Luke Maile (36) from 2015-16. Was the second of back-to-back homers with Randy Arozarena.
- Hit .292 (75x57) with 14 doubles, three triples, six home runs, 21 RBI and 26 stolen bases in 63 games for Triple-A Durham. The .292 AVG would have ranked 7th in the International League if he qualified. His final recall came after being named MVP of the IL Championship Game, going 4x5 with 3 runs, 2 RBI, and 1 walk in a 13-0 win over Nashville.
- With the Bulls, hit .304 (56x184) with five homers and 16 RBI vs. RHP, and .310 (44x142) with five homers and 16 RBI at home.
- Was used as a pinch-runner in both games of the AL Wild Card Series at CLE. Stole second base in the 8th inning of Game 1 and in the 10th inning of Game 2. Singled off Sam Hentges to lead off the 15th inning in Game 2.

2021

- Appeared in 10 games during a July 7-21 stint with the Rays and went 2x26.
- On July 7 vs. CLE (G1), started at second base in his Major League debut. Made a diving stop to rob a hit in the 1st inning and delivered a go-ahead, RBI single in the bottom half. Became the 19th Ray to record a hit in his first-career plate appearance and the first Ray with a stolen base in his Major League debut.
- Became the fifth Ray all-time to deliver a run-scoring hit in the first at-bat of his Major League debut.
- Named to the Triple-A East Postseason All-Star Team. Led the league with 44 stolen bases, tied for 1st with 31 doubles, and ranked 2nd with 77 runs.
- Led Rays Minor Leaguers in stolen bases. Tied for 2nd in doubles, tied for 3rd in runs, and tied for 5th with 44 XBH. Named the Rays Minor League Hitter of the Month for May, batting .315/.408/.584 (28x89) with seven home runs, 21 RBI, and nine stolen bases in 22 games.
- Ranked by *Baseball America* as the No. 56 overall prospect in the Minors following the season. Was the No. 3 prospect in the Rays system. The publication also tabbed him as the Best Athlete in the organization and the Fastest Baserunner in Triple-A East in its Best Tools survey.



HITS 2 - 6x; last, 6/24/23 vs. KC
RUNS 2 - 7/20/21 vs. BAL
HOME RUNS 1 - 3x; last, 10/5/22 at BOS
RBI 3 - 2x; last, 6/22/22 vs. NYY
SB 2 - 6/24/23 vs. KC
HIT STREAK 4 G - 6/12-6/24/23
WALK-OFF HITS None

2020

- Was part of the Rays 60-man player pool and spent the summer at the alternate training site in Port Charlotte.
- Played 20 games for the Toros del Este in the Dominican Winter League. Hit .254/.373/.317 (16x63) with two doubles, one triple, five RBI, and 10 SB.
- Ranked by *Baseball America* as the No. 56 overall prospect in the Minors following the season. Was the No. 4 prospect in the Rays system.
- Ranked by *Baseball America* as the Fastest Baserunner in the Rays organization for a third consecutive year.
- Was on the Rays 40-man player pool for the Postseason but was not active.

2019

- Split the season between Class-A Charlotte and Double-A Montgomery, earning a June 27 promotion. Hit .277/.346/.389 (106x383) with four home runs, 40 RBI, and 48 stolen bases between the two levels.
- Named Minor League Baserunner of the Year by the Rays Baseball Operations department for a second consecutive year. His 48 stolen bases led the organization and tied for 5th in the Minors, tied for 4th in the Florida State League with 24 stolen bases, and ranked 6th in the Southern League with 24 stolen bases.

2019 (CONT.)

- Was on Charlotte's 7-day IL from May 24–June 19 with a left wrist sprain.
- Named to the FSL Midseason All-Star Team. Named to the Rays Organizational All-Star Team by *MLB Pipeline*.
- Hit .256/.380/.463 (21x82) with three doubles, four triples, two home runs, 10 RBI, and four stolen bases in 22 games for the Salt River Rafters in the Arizona Fall League. Named to the AFL Rising Stars Game.

2018

- Hit .320/.403/.459 (152x475) with nine home runs, 53 RBI, and 55 stolen bases in 122 games between Class-A Bowling Green and Charlotte.
- His 55 SB ranked 2nd in the Minors, tied for 6th in a single season in organizational history, and were the most by a Rays Minor Leaguer since Andrew Toles (62) in 2013. Led the Minors with 112 runs, which ranked 2nd in organizational history behind Fernando Perez (123) in 2006. Became the first Rays Minor Leaguer with 100 runs/50 SB in a season.
- Ranked 2nd among Rays Minor Leaguers in hits and 3rd with 218 total bases.
- Named to the Midwest League Midseason and Postseason All-Star teams. Ranked 2nd in the MWL with a .313 AVG, 3rd with a .395 OBP and 86 runs, and 5th with 43 steals.
- Named to the Rays Organizational All-Star Team by MLB.com.
- Played for the Toros del Este in the Dominican Winter League.

2017

- Named Most Valuable Player for Short-A Hudson Valley by the Rays Baseball Operations department, helping the Renegades win the New York-Penn League title.
- Led the NYPL with 51 runs, 74 hits, and 108 total bases. Tied for 4th with 23 extra-base hits, ranked 5th with 16 stolen bases, and tied for 6th with 34 BB.
- Named to the NYPL Midseason All-Star Team.
- Ranked by *Baseball America* as the No. 20 prospect in the Rays system following the season.

2016

- Led the Gulf Coast League with 41 runs and tied for 3rd with 57 hits. Played 2 games with Hudson Valley to end the season.

PERSONAL/MISCELLANEOUS

- Full name is Vidal Bruján Esteva.
- He weighed just 145 pounds when he signed his Rays contract at age 16.
- In 2018, Vidal's father passed away at age 52 due to complications associated with a stomach condition. His father had been the biggest influence on his young baseball career, providing him rides to practice and any equipment he needed.



2023: Acquired by Miami with RHP Calvin Faucher from Tampa Bay in exchange for Minor League INF Erick Lara, RHP Andrew Lindsey, and a PTBNL or cash considerations.

2014: Signed as an International free agent on 10/17.



2021: SiriusXM Futures Game Selection
International League Post-Season All-Star

2019: MiLB.com Organizational All-Star
FSL Mid-Season All-Star
AFL Rising Star

2018: MiLB.com Organizational All-Star
Midwest League Mid-Season and Post-Season All-Star
Baseball America Low Class A All-Star

2017: NYP Mid-Season All-Star



@BRUJAN_02



@VIDALBRUJAN

BRUJÁN'S BATTING HISTORY

YEAR	CLUB	AVG.	G	AB	R	H	2B	3B	HR	RBI	SH	SF	HBP	BB	SO	SB	CS	OBP	SLG	OPS
2023	TAMPA BAY	.171	37	76	14	13	2	0	0	6	1	0	2	5	21	3	2	.241	.197	.438
	Durham (AAA)	.272	59	239	41	65	11	4	10	32	0	2	4	31	49	19	14	.326	.409	.839
	Minors (8 yrs.)	.287	624	2439	483	699	134	36	47	250	10	11	35	294	362	240	92	.370	.429	.799
MAJORS (3 yrs.)		.157	99	249	30	39	7	0	3	24	1	2	3	17	66	9	7	.218	.221	.439

POSTSEASON HISTORY

YEAR	CLUB/OPP	SERIES	AVG.	G	AB	R	H	2B	3B	HR	RBI	SH	SF	HBP	BB	SO	SB	CS	OBP	SLG	OPS
2022	TB/CLE	ALWC	.286	2	2	0	1	0	0	0	0	0	0	0	0	0	1	0	.500	.500	1.000
	Wild Card		.286	2	2	0	1	0	0	0	0	0	0	0	0	0	1	0	.500	.500	1.000
	TOTALS			.286	2	2	0	1	0	0	0	0	0	0	0	0	0	1	0	.500	.500

CAREER FIELDING

POS	G	GS	INN	TC	PO	A	E	FLD%
2B	50	41	374.0	175	67	102	6	.966
3B	5	1	17.2	8	2	6	0	1.000
SS	13	8	83.1	37	12	22	3	.919
RF	27	15	139.2	37	36	0	1	.973
CF	2	1	8.2	0	0	0	0	.000
LF	2	0	3.0	0	0	0	0	.000

HOME RUN BREAKDOWN

GRAND SLAMS	None
INSIDE-THE-PARK	None
LEADOFF	None
PINCH HIT	None
WALK-OFF	None
MULTI-HR	None

FRONT OFFICE

FIELD STAFF

PLAYERS

CLUB HISTORY

SEASON IN REVIEW

OPPONENTS

GENERAL INFORMATION



JAKE BURGER

INFIELDER

36

HEIGHT	WEIGHT	B/T	DOB	BORN	MLB DEBUT
6'2"	230	R/R	APRIL 10, 1996	ST. LOUIS, MO	JULY 2, 2021 VS. DET

ACQUIRED FROM CHICAGO-AL IN EXCHANGE FOR LHP JAKE EDER ON 8/1/23 **CONTRACT STATUS SIGNED THROUGH 2024**

FRONT OFFICE

FIELD STAFF

PLAYERS

CLUB HISTORY

SEASON IN REVIEW

OPPONENTS

GENERAL INFORMATION

2023

- Was acquired by Miami at the Aug. 1 trade deadline in exchange for Minor League pitching prospect LHP Jake Eder.
- Hit .303 with 60 hits, 13 doubles, nine home runs, and 28 RBI in 53 games with the Marlins to finish the year. Hit .214 in 88 games with the White Sox.
- His .860 OPS from Aug. 1 until the end of the season led all players traded at the deadline. Josh Bell ranked 3rd with his .818 OPS.
- Overall, set career highs in games played (141), runs (71), hits (123), doubles (28), home runs (34), RBI (80), and walks (32).
- Had a combined 34 multi-hit games (17 with CHW and 17 with MIA).
- Recorded first multi-HR game with the Marlins on Sept. 2 at WSH. Had three total in the season (also, June 14 at LAD and July 27 vs. CLE).
- Set a career high with hits in 13 consecutive games from Aug. 8-13, the second-longest streak by a Marlin this year.
- Matched a career high with four consecutive multi-hit games from Sept. 14-17, going 10x18 with three doubles and two home runs in the span.
- Had three walk-off hits this year (four career), including two with the Marlins: a walk-off single on Aug. 13 vs. NYY in part of a six-run comeback win, and a walk-off single on Sept. 19 vs. NYM.
- Hit his first Marlins home run in the 9th inning on Aug. 5 at TEX. The two-run shot got the Marlins within one.
- At the time of the trade, Burger was tied for 3rd in the AL with 25 home runs (ranked T-8th in MLB).
- Hit eight home runs in the month of July, tied for fifth-most in MLB.
- In 88 games with the White Sox this season, recorded career highs in runs (44), doubles (15), home runs (25), and RBI (52).
- Played in 53 games with CHW at third base, five at second base, and five at first base, combining to make just three errors in 149 total chances for a .980 fielding pct. In 49 games for Miami at third base, committed six errors in 126 chances for a .952 fielding pct.
- Made his second Opening Day roster with Chicago-AL.

2022

- Split the season between the White Sox and Triple-A Charlotte. Missed time with both clubs due to injuries to his right hand and left wrist.
- Seven of his eight homers traveled 400-plus feet, plus six at 420-plus feet.
- Made his first career Opening Day roster, going 1x3 with a double, walk, and run scored as the starting third baseman.
- Was optioned to Charlotte on May 9 to make room of Yoán Moncada and recalled on May 24.
- Recorded the game-winning RBI in four consecutive victories from May 25-June 5, the only White Sox player to accomplish that feat since at least 1974 (*STATS LLC*).
- Compiled a seven-game streak with an extra-base hit from June 4-11, tied for the third-longest in White Sox history.

2022 (CONT.)

- Went 12x25 (.480) with four doubles, four home runs, nine RBI, and a 1.639 OPS during the streak.
- Was hit on his right hand on June 25 vs. BAL and made just one start from June 26-July 5. Was placed on the IL on July 6 with a bone bruise in right hand. After a four-game rehab stint from July 27-Aug. 1, was reinstated from the injured list on Aug. 2 and optioned to the Knights.
- Prior to the season, was ranked the Sox's No. 7 prospect in the organization per *Baseball America* and *MLB.com*.



HITS	4 - 9/16/23 vs. ATL
RUNS	3 - 3x; last, 9/16/23 vs. ATL
HOME RUNS	2 - 3x; last, 9/2/23 at WSH
RBI	4 - 6/4/23 vs. DET
SB	1 - 5/25/23 at DET
HIT STREAK	11 G - 6/15/22-6/17/22
WALK-OFF HITS	4 - last, 9/19/23 VS. NYM

2021

- Spent time with Triple-A Charlotte and the White Sox in his first action since his professional debut season of 2017. Made all seven of his starts for the Sox at third base.
- Was selected to play in the MLB All-Star Futures Game, but did not participate after being recalled from Charlotte on July 2.
- Made his Major League debut on July 2 as the starting third baseman at Detroit. Went 2x4 with a run scored, including his first career hit, a double off Erasmo Ramírez in the 7th inning.
- Posted five multi-hit efforts in his first six starts. Drove in his first run in his third multi-hit effort on July 7 at MIN.
- Hit his first MLB home run on July 17 vs. HOU in his home debut, a 456-foot solo shot off Austin Pruitt.
- Went 0x11 over his last four games and was optioned to Charlotte on July 26, where he spent the remainder of the season.
- Batted .274/.332/.513 (85x310) with 16 doubles, 18 home runs, 54 RBI, and 46 runs scored over 82 games with the Knights.

2020

- Spent the season at the Schaumburg training facility. Also played in the independent CarShield Collegiate League.

2019

- Missed the entire season due to a bruised left heel.

2018

- Missed the entire season due to a ruptured left Achilles tendon suffered on Feb. 26 vs. OAK. Re-reptured the tendon in May.

2017

- Hit .263 with five homers and 29 RBI in 51 games with the Arizona Rookie League Sox and Class-A Kannapolis.
- Hit for the cycle on Aug. 24 vs. Greensboro, going 5x5 with two doubles, a triple, a home run, and three RBI.
- Hit safely in all six games in the SAL playoffs, including three hits in the opener of the Championship series vs. Greenville.

PERSONAL/MISCELLANEOUS

- Full name is Jacob Michael Burger.
- Married Ashlyn. Has one son, Brooks.
- The night of Burger’s Marlins debut on Aug. 2, 2023 vs. PHI, loanDepot park offered \$5 Burgers for “Burger Night”, where they sold over 2,100 burgers.
- Batted .339/.420/.620 with 48 doubles, five triples, 47 homers, and 179 RBI in 176 games in three seasons at Missouri State.
- Was named First Team All-America by *Baseball America* and a semifinalist for the USA Baseball Golden Spikes Award as a junior in 2017 after hitting .328/.443/.648 (81-247) with 22 homers, 65 RBI, 69 runs scored, and 43 walks in 63 games.
- Was named the NCBWA District VI Player of the Year and was a Dick Howser Trophy semifinalist in 2016 after hitting .349 (82-235) with 21 homers and 72 RBI. Led the conference in RBI and ranked second in average and homers.
- Was named MVC Defensive Player of the Year in 2015.
- Is a 2014 graduate of Christian Brothers College H.S. in St. Louis. Batted .440 with four home runs and 25 RBI as a senior.



2023: Acquired by Miami from Chicago-AL in exchange for minor league prospect LHP Jake Eder on Aug. 1

2017: Selected by Chicago-AL 11th overall in the 2017 First-Year Player Draft.



2023: Strained left oblique (May 4-May 14)

2022: Bruised right hand (July 6-Aug. 2)



2021: MiLB.com Organizational All-Star (Chicago-AL) Futures Game Selection (Triple-A Eastern)

2017: MiLB.com Organizational All-Star



@BURGATRON13



@BURGATRON13

FRONT OFFICE

FIELD STAFF

PLAYERS

CLUB HISTORY

SEASON IN REVIEW

OPPONENTS

GENERAL INFORMATION

BURGER'S BATTING HISTORY

YEAR	CLUB	AVG.	G	AB	R	H	2B	3B	HR	RBI	SH	SF	HBP	BB	SO	SB	CS	OBP	SLG	OPS
2023	MIAMI	.303	53	198	27	60	13	0	9	28	0	2	7	10	47	0	0	.355	.505	.860
	CHICAGO-AL	.214	88	294	44	63	15	1	25	52	0	2	5	22	102	1	1	.279	.527	.806
	Minors (4 yrs.)	.264	177	670	95	177	27	6	28	101	0	4	16	57	158	0	2	.335	.448	.783
	MAJORS (3 yrs.)	.251	207	698	96	175	40	3	43	109	1	5	15	46	220	1	1	.309	.501	.810

POSTSEASON HISTORY

YEAR	CLUB/OPP	SERIES	AVG.	G	AB	R	H	2B	3B	HR	RBI	SH	SF	HBP	BB	SO	SB	CS	OBP	SLG	OPS
2023	MIA/PHI	NLWC	.286	2	7	0	2	0	0	0	0	0	0	0	0	0	0	0	.286	.286	.572
	Wild Card		.286	2	7	0	2	0	0	0	0	0	0	0	0	0	0	0	.286	.286	.572
	TOTALS		.286	2	7	0	2	0	0	0	0	0	0	0	0	0	0	0	.286	.286	.572

CAREER FIELDING

POS	G	GS	INN	TC	PO	A	E	FLD%
3B	147	142	1236.0	340	86	239	15	.956
2B	8	4	43.0	18	6	12	0	1.000
1B	5	2	23.0	24	24	0	0	1.000

HOME RUN BREAKDOWN

GRAND SLAMS	1 - 6/4/23 vs. DET
INSIDE-THE-PARK	None
LEADOFF	None
PINCH HIT	1 - 6/4/22 at TB
WALK-OFF	1 - 6/4/23 vs. DET
MULTI-HR	3 - last, 9/2 at WSH (2)



EDWARD CABRERA

RIGHT-HANDED PITCHER

27

HEIGHT 6'5" WEIGHT 217 B/T R/R DOB APRIL 13, 1998 BORN SANTIAGO, DR MLB DEBUT AUGUST 25, 2021 VS. WSH

ACQUIRED SIGNED BY MIAMI AS AN INTL LEAGUE FREE AGENT ON 7/2/15

CONTRACT STATUS SIGNED THROUGH 2024

FRONT OFFICE

FIELD STAFF

PLAYERS

CLUB HISTORY

SEASON IN REVIEW

OPPONENTS

GENERAL INFORMATION

2023

- Edward Cabrera posted a 4.24 ERA (99.2/47) in 22 appearances (20 starts) with the Marlins.
- Set career highs in innings pitched (99.2), strikeouts (118), and walks (66).
- Left-handed batters hit .173 (34x196) with a .586 OPS against Cabrera in 2023, while right-handed batters hit .263 (44x167) with an .822 OPS.
- Made three starts to finish the season, going 1-0 with a 2.57 ERA (4 ER/14.0 IP), including back-to-back starts of 5.0 innings and one run allowed.
- In two relief appearances after being recalled from Triple-A Jacksonville on Sept. 6, went 1-1 with a 2.08 ERA (2 ER/8.2 IP) with 13 strikeouts, holding opponents to a .071 AVG (2x28).
- Was optioned to Triple-A Jacksonville on Aug. 1, where he went 3-1 with a 2.22 ERA (7 ER/28.1 IP) with 30 strikeouts and 12 walks.
- In his second start with Jacksonville on Aug. 12 vs. Triple-A Norfolk, tossed 6.0 shutout innings and allowed one hit with 10 strikeouts.
- Recorded his second double-digit strikeout game of the season (second of career) on June 2 vs. OAK. Tossed 6.0 scoreless innings, allowing four hits and one walk.
- Missed 27 games from June 14-17 with a right shoulder impingement.
- Set a career high with 12 strikeouts on April 29 vs. CHC in a 7-6 Marlins victory. Held the Cubs to two runs on three hits over 5.0 innings, becoming the second pitcher in Marlins history to record 12 strikeouts in a start that lasted no more than 5.0 innings (also, Jesús Luzardo in April 2022).
- Walked a combined 13 batters over his first two starts to the season, the second-most walks by any Marlins pitcher in their first two starts to a season in franchise history (A.J. Burnett, 14, 2001).
- Made his first-career Opening Day roster, earning a spot in the Marlins starting rotation.

2022

- Cabrera made 14 starts at the Major League level after being recalled from Triple-A Jacksonville on May 31.
- Finished the season with a 6-4 record, 3.01 ERA (24 ER/71.2 IP), and 75 strikeouts against 33 walks.
- Entered 2022 as the No. 29 overall prospect in baseball and the Marlins No. 2 prospect, according to *MLB Pipeline*.
- Ranked in the top three among rookie starters in several categories, including his .177 opponents AVG, 1.074 WHIP, and 3.01 ERA.
- His .177 AVG against was the lowest by a rookie starter with at least 10 GS. Among all MLB pitchers, ranked fourth behind Christian Javier (.170), Tony Gonsolin (.172), and Jacob deGrom (.175).
- Allowed just five hits with RISP (54 BF), the lowest mark by a starter with at least 30 batters faced.
- Was named to MLB.com's All-Rookie Second Team.
- Allowed one run-or-less in eight of 14 starts.

2022 (CONT.)

- Became one of just nine visiting pitchers in the history of Coors Field to pitch 6.0 scoreless innings and allow one hit-or-less.
- Recorded his first Major League win in his season debut on June 1 at COL. Did not allow a hit through 5.0 innings and struck out a career-high nine batters.
- Was the first pitcher in club history to pitch 6.0 innings-or-more and allow two hits-or-less in each of his first two starts of a season.
- Missed 47 games from June 13-Aug. 5 with right elbow tendinitis.
- Made four consecutive scoreless outings (22.2 IP) after returning from injury from Aug. 1-22, becoming the second pitcher in Franchise history to make four consecutive scoreless starts (also Chris Hammond in 1994).
- Tossed 5.0 no-hit innings in his first start back from injury on Aug. 5 at CHC.



INNINGS PITCHED	8.0 - 8/22/22 at OAK
STRIKEOUTS	12 - 4/29/23 vs. CHC
LAST CG	None
LAST SHUTOUT	None
LOW-HIT CG	None
SCORELESS IP	22.2 - 8/1-8/22/22
WIN STREAK	2 G - 2x; last, 6/2 - 6/7/23
LOSS STREAK	2 G - 9/18/21 to 9/24/21

2021

- Entered the season as the No. 68 overall prospect in baseball and the Marlins' No. 5 prospect, according to *MLB Pipeline*.
- Opened the season on injured list with right biceps inflammation before making his season debut with Single-A Jupiter on June 6.
- Made five starts for Double-A Pensacola (2-1, 2.77 ERA) and six starts for Triple-A Jacksonville (1-3, 3.68 ERA).
- Made his Major League debut on Aug. 25 at home against the Nationals, holding Washington to three runs in 6.1 innings (four hits, three walks, two strikeouts, two home runs) in the no-decision.
- Made seven starts in the Major Leagues. Finished 0-3 with a 5.81 ERA in 26.1 innings. Struck out 28 batters and walked 19 batters.

2020

- Did not play due to the COVID-19 pandemic, but was a part of the Marlins 60-man Player Pool in Jupiter.

2019

- Split time between Advanced-A Jupiter and Double-A Jacksonville totaling a 9-4 record with a 2.23 ERA in 96.2 innings and 19 starts.
- Held hitters to a .190 AVG, including .183 in the Florida State League.
- Made 11 starts for Jupiter, going 5-3 with a 2.02 ERA in 58.0 innings, striking out 73, and earning him a promotion to Jacksonville on June 23 at the age of 21.
- Set a career-high in strikeouts on May 1, fanning 13 over a season-high 6.2 innings against Bradenton, allowing only two hits.
- Made eight starts for Jacksonville and continued his impressive season going 4-1 with a 2.56 ERA in 38.2 innings, striking out 43.

2018

- Went 4-8 with a 4.22 ERA in 100.1 innings and 22 starts, striking out 93 with Single-A Greensboro.
- Began his season by allowing one hit in his first 11.0 innings of work, but walked seven in that span.
- Pitched 7.0 innings in three starts throughout the season, including 7.0 shutout innings allowing just four hits against Lakewood on May 20.

2017

- Spent all of 2017 with Short Season-A Batavia, going 1-3 with a 5.30 ERA in 13 games (six starts).

2016

- Pitched in 11 games (seven starts) for the GCL Marlins in 2016 for his pro debut. Struck out 28 batters in 47.0 innings and finished with a 2-6 record and a 4.21 ERA.



2022: MLB.com's All-Rookie Second-Team

2019: Florida State League Midseason All-Star
MiLB.com Organizational All-Star



@ECABRERA30



@ECABRERA30X

PERSONAL/MISCELLANEOUS

- Full name is Edward Brany Cabrera.
- His favorite music artist is Enrique Iglesias.
- Wants to become an entrepreneur after finishing his baseball career.
- Cabrera's favorite TV series is The Vampire Diaries with Nina Dobrev, Paul Wesley, and Ian Somerhalder.



2015: Signed by Miami as an international free agent on 7/2. Signed by scouts Albert González, Sandy Nin, and Domingo Ortega



2023: Right shoulder impingement (June 14-July 17)

2022: Right ankle sprain (Oct. 3-End of season)
Right elbow tendinitis (June 13-Aug. 5)

2021: Right middle finger blister (Oct. 1-End of season)

CABRERA'S PITCHING HISTORY

YEAR	CLUB	W-L	ERA	G	GS	CG	SHO	SV	SVO	IP	H	R	ER	HR	HB	BB	SO	WP	BK
2023	MIAMI	7-7	4.24	22	20	0	0	0	0	99.2	78	48	47	11	4	66	118	1	3
	Jacksonville (AAA)	3-1	2.22	5	5	0	0	0	0	28.1	20	7	7	2	1	12	30	3	0
	Minors (7 yrs.)	24-28	3.38	92	81	2	1	0	0	408.0	353	179	153	31	27	144	445	51	4
	MAJORS (3 yrs.)	13-14	4.01	43	41	0	0	0	0	197.2	146	92	88	27	17	118	221	6	3



FRONT OFFICE

FIELD STAFF

PLAYERS

CLUB HISTORY

SEASON IN REVIEW

OPPONENTS

GENERAL INFORMATION



CURT CASALI

CATCHER

10

HEIGHT 6'2" WEIGHT 220 B/T R/R DOB NOVEMBER 9, 1988 BORN WALNUT CREEK, CA MLB DEBUT JULY 28, 2014 VS. MIN

ACQUIRED SIGNED BY MIAMI AS A MINOR LEAGUE FREE AGENT ON 2/13/24

CONTRACT STATUS SIGNED THROUGH 2024

NON-ROSTER INVITEE

FRONT OFFICE

FIELD STAFF

PLAYERS

CLUB HISTORY

SEASON IN REVIEW

OPPONENTS

GENERAL INFORMATION

2023

- Curt Casali (kuh-SAL-ee) batted .175 (14x80) with two doubles and six RBI in 40 games with Cincinnati last season. Played in 38 games as a catcher (27 starts), two games at first base, and one game at third base.
- Beginning July 24, spent the rest of the season on the 10-day IL with a left foot contusion. On July 23, fouled a ball off his foot while hitting in the batting cage. Last played for the Reds in a start on July 18 vs. SF, his only appearance after the All-Star break.
- In his 27 starts, Cincinnati went 16-11, the best winning percentage by a Reds catcher (.593). Reds pitchers posted a 4.61 ERA when he caught (121 ER/236.0 IP).
- Caught a team-high three of the Reds' six team shutouts (13-0 win vs. PHI on April 15; 5-0 win vs. NYM on May 11; 9-0 win on May 26 at CHC).
- In wins on May 26 (9-0) and May 27 (8-5) at Wrigley Field, started consecutive Reds games for the only time during 2023 season.
- Made two appearances at first base (April 16 vs. PHI and May 7 vs. CWS) and his only career appearance at third base (April 16 vs. PHI).
- In the 14-3 loss on April 16 vs. PHI, entered the game in the ninth inning as a defensive replacement at first base. Two batters into the inning, following an injury to third baseman Spencer Steer, moved to third base and spent the last three outs at that position. It is his only professional appearance at third base and his 17th Major League appearance at first base.
- On July 4 at WSH, started the 8-4 win in his 500th career Major League appearance.
- From Aug. 11-22 made six appearances on a rehabilitation assignment with Triple-A Louisville (6x23, .261 AVG, one double).
- On Dec. 22, 2022 was signed as a free agent to a one-year contract through the 2023 season, with a mutual option for 2024. Returned to Cincinnati (2018-2020) following stints with San Francisco (2021-22) and Seattle (2022).
- Made his sixth career Opening Day roster (2016 Rays; 2019, 2020 & 2023 Reds; 2021 & 2022 Giants).

2022

- Made 57 appearances for San Francisco and Seattle, including 49 starts at catcher. Also made three appearances at first base.
- Missed time while on the 7-day Concussion List and 10-day Injured List with a right oblique strain. While on the 10-day IL with the oblique injury, on Aug. 2 was traded from San Francisco to Seattle with LHP Matt Boyd for minor leaguers RHP Michael Stryfeler and C Andy Thomas.
- On Dec. 22 was signed by Cincinnati to a one-year contract through the 2023 season, with a mutual option for 2024.

2021

- San Francisco went 42-13 when he started behind the plate.
- His 2.72 catcher's ERA was the best in the Major Leagues for players with at least 50 starts at that position. Caught nine of SF's 16 team shutouts.
- From April 11-22, became only the fifth player since 1900 to catch a shutout in each of five consecutive starts. Became the only catcher to do it with five different starting pitchers.

2020

- Made his third Opening Day roster (2016 Rays, 2019 Reds).
- During the regular season, Reds pitchers went 14-11 in his 25 starts and posted a 3.68 ERA when he caught. Threw out 2x10 runners attempting to steal (20%).
- Caught all three of the staff's complete games, including both of Trevor Bauer's 7-inning shutouts and Luis Castillo's first career complete game on Sept. 11 at STL, and three of the team's five shutouts.
- In the fifth inning of the 1-0 win on Sept. 16 vs. PIT, recorded the first stolen base of his Major League career and the fifth steal of his 10-year pro career. Recorded his second stolen base in the 10th inning of the season finale at MIN.
- In the sixth inning of the 5-0 win on Aug. 19 at KC (G2), homered off Gabe Speier to produce the 100th RBI of his career.
- Started the 7-1 win on Opening Day vs the Tigers and reached base three times (one hit, two walks).
- Started each of the Reds' first five games of the season, two shy of the longest starting streak of his career. Started seven straight games from June 23-July 1, the longest streak by a Reds catcher that season.
- On July 26 at DET, started at catcher in his 300th Major League appearance.
- In Game 1 of the Wild Card Series at ATL, caught the first 6 innings of the 13-inning, 1-0 loss. It was the longest 1-0 game in Postseason history. Caught the eighth inning of the 5-0 loss in Game 2. Was bothered during the NLWCS with a sore left wrist.



HITS	3 - 14x; last, 5/16/22 at COL
RUNS	3 - 5/16/22 at COL
HOME RUNS	2 - 3x; last, 5/16/22 at COL
RBI	4 - 5x; last, 5/16/22 at COL
SB	1 - 2x; last, 9/27/20 at MIN
HIT STREAK	6 G - 3x; last, 4/30-5/16/22
WALK-OFF HITS	1 - 4/30/16 vs. TOR

2019

- Made his second Opening Day roster (also 2016 Rays).
- Established career highs in runs, hits, and RBI. Tied his career high in appearances and walks.
- Reds pitchers went 27-30 in his starts and posted a 3.73 ERA when he caught. Threw out 8x40 runners attempting to steal (20%).
- From June 23-July 1, started seven consecutive games, the longest streak by a Reds catcher in 2019 and the longest since Tucker Barnhart started seven straight games from Sept. 20-27, 2017.
- In the 4-3 walkoff loss on April 15 at LAD, became the first Reds catcher since 1900 to start a game batting leadoff. Batted first in the order for the first time since his freshman year at New Canaan (CT) High School, though he did hit leadoff as the DH in his first exhibition appearance of 2019 Spring Training.
- From July 18-Aug. 23, missed 34 games while on the 10-day IL with a sprained medial collateral ligament in his right knee.
- On Aug. 9, began a rehab assignment at Louisville, but after two appearances returned to Cincinnati with a sore left hamstring. Returned to rehab on Aug. 20 and made three more appearances before he was reinstated from the IL on Aug. 24.

2018

- On May 31, was acquired by Cincinnati from Tampa Bay for cash considerations. The next day was promoted to the 25-man roster to replace Tony Cruz. Spent the rest of the season with the Reds.
- Cincinnati went 16-16 in his starts behind the plate and posted a 3.52 ERA while he caught (297.0 innings). Threw out 5x24 base runners attempting to steal (21%). Started two of the staff's six team shutouts.
- In addition to his 32 starts at C, made his first career appearances at first base (six games, three starts) and at second base (one game on July 20 vs PIT).
- Homered off Eric Lauer to become the first player to homer in his first Reds plate appearance since Adam Duvall on Aug. 31, 2015 at CHC (off Justin Grimm).
- On Jan. 18 was signed by Texas to a minor league contract, but was released on March 21. On March 22, was signed by Tampa Bay to a minor league contract. Prior to his May 31 trade to Cincinnati, spent the season at Triple-A Durham.

2017

- Spent most of the season with Triple-A Durham (85 games), while also appearing in nine games with Tampa Bay.
- Slashed .263/.351/.347/.698 (79x300) with 36 runs, 10 doubles, five home runs, and 48 RBI with Triple-A Durham.
- Had a brief stint with Tampa Bay, appearing in nine games from Sept. 9 until the end of the season. Batted .333 (3x9) with one homer and three RBI at the Major League level.
- Batted .302 (19x63) with two doubles, one home run, and 12 RBI during the month of April with Triple-A Durham.
- Had a season-high 18-game hitting streak from April 13-May 11 while with Triple-A Durham, slashing .357/.408/.414/.822 (25x70) with two extra-base hits and 15 RBI.
- Appeared in 53 games (all starts) at catcher with Triple-A Durham, compiling a .996 fielding percentage (2 E/473.0 innings).
- Did not commit an error in eight games (two starts) at catcher with Tampa Bay (28.0 innings).

2016

- Made his first career Opening Day roster and spent most of the year in the Majors, except for a four-week stint with Triple-A Durham in August. Played in 84 games with 68 starts (62 at catcher, six at designated hitter).
- Led the team with 62 starts at catcher. Started 50 of 88 games prior to the All-Star break, but only 12 of 74 in the second half.
- Threw out 30.6 pct. (11x36) of attempted base stealers, the best rate on the team and up from 24.0 pct. in 2015. MLB average was 24.4 pct in 2016.
- His .186 AVG was the 2nd lowest among major league catchers (min. 75 games). Hit only .137 (7x51) with RISP.
- On April 30 vs. TOR, delivered his first career walk-off hit, a 9th-inning RBI single off Brett Cecil for a 4-3 victory.
- Appeared in 48 games (41 starts) over two stints with the Braves, including his first career Opening Day roster as the starting catcher. Was on the active roster from Opening Day-June 14 and Aug. 24 through the end of the season.
- Threw out 42.1 pct. (8x19) of attempted base stealers, fifth in the majors (min. 10 attempts).
- On June 6 vs. PIT, his first career homer was a walk-off, solo shot off Vance Worley in the 9th inning. According to *Stats LLC*, became the second player since the Braves moved to Atlanta in 1966 to hit a walk-off for his first career homer, joining Mark DeRosa on July 21, 2001 vs. MTL.

2015

- Split the 2015 season between Triple-A Durham and Tampa Bay, playing in 38 games with 33 starts (32 at catcher, one at designated hitter) in the Majors. Took over the starting catcher role for a month-long period before suffering a left hamstring strain on a home run trot Aug 25 vs. MIN, sidelining him for the last 37 games.
- Became the fourth catcher in Rays history to hit at least 10 HR in a season. Hit his 10th homer in his 68th career game.
- From the time of his June 13 call up from Triple-A Durham until his injury (Aug. 25), led the Rays with 10 HR. Ranked 3rd among Major League catchers in home runs during this span.
- Slugged 10 HR in 101 AB, after 0 HR in 72 AB in 2014. Among players with at least 100 AB, his 10.1 AB/HR ranked 1st in the Majors ahead of Miami's Giancarlo Stanton (10.3), and was the best ratio of any A.L. player since CWS's Frank Thomas.
- On June 17 at WSH, hit his first career homer off Jordan Zimmermann, recorded three hits and reached base four times—all while catching a two-hit shutout in a 5-0 win. Became the first Ray to reach four times while catching a shutout since Michel Hernández on April 30, 2009 vs. BOS.
- Hit two HR in back-to-back games, July 27-28 vs. DET. According to the *Elias Sports Bureau*, became the first rookie catcher in MLB history with multiple home runs in back-to-back team games.

2014

- Made his Major League debut in 2014 and appeared in 30 games, making 22 starts at catcher. Selected to the Major League roster on July 18, when Ryan Hanigan was placed on the Injured List.
- Shared time with José Molina, starting 17 of the team's 34 games until he was optioned for Hanigan's return Aug. 26. Was recalled on Sep. 1 when rosters expanded.
- Six of his 22 starts were shutouts. His catcher's ERA of 2.52 (52 ER/207.1 innings) was the best of any MLB backstop (min. 20 games).
- Made his Major League debut July 18 at MIN. Singled off Kyle Gibson in his first career plate appearance.
- Sustained a season-ending concussion Sep. 24 at BOS after being struck in the mask twice by foul balls off the bat of Rusney Castillo in the 4th inning.
- Began the season with Double-A Montgomery, and earned an early-May promotion to Triple-A Durham. At the time of his July 18 call up, was less than a year removed from playing for Class-A Charlotte.

2013

- Acquired in 2013 in the last week of Spring Training from Detroit, and split the year between High-A Charlotte and Double-A Montgomery, batting a combined .317/.405/.489 (90x284) with 10 home runs.
- Named to the Florida State League Midseason All-Star Team.
- Hit .383 (46x120) with a .483 OBP for Double-A Montgomery after his late-July promotion.
- Named Rays Minor League Player of the Month for Aug. after batting .396 (38x96) with five home runs, 26 RBI, 16 BB, and 10 2B. Caught all nine innings of RH Victor Mateo's no-hitter for Double-A Montgomery on Aug. 24.

2012

- Opened the 2012 season with Class-A West Michigan (DET). Promoted to Class-A Lakeland in June and appeared in 46 games.
- Named an Organizational All-Star by MLB.com.

2011

- Made his professional debut with Short-A Connecticut (DET) in 2011. After 10 games with Connecticut, was promoted to Class-A West Michigan on July 21.

FRONT OFFICE

FIELD STAFF

PLAYERS

CLUB HISTORY

SEASON IN REVIEW

OPPONENTS

GENERAL INFORMATION

PERSONAL/AMATEUR

- Full name is Curtis Michael Casali. Nicknamed "Cas."
- Graduated from New Canaan (CT) High School, where he played football, basketball, and baseball. As a quarterback, was All-State in football after leading his team to the state championship. Was a high school teammate of NHL player and U.S. Olympian Max Pacioretty.
- Hit .300 in all 4 seasons at Vanderbilt University, where he was a college teammate of Sonny Gray and Pedro Álvarez. Was hosted on his campus visit by Álvarez and David Price. Graduated from Vanderbilt with a degree in corporate communications.
- Played for the 2010 Cape Cod League champion Cotuit Kettleers, where he was teammates with James McCann and C.J. Cron. His father, Lou, played quarterback at Columbia University in 1979 and 1980. Brother Andrew played baseball at the University of Maryland, Baltimore County (UMBC), while brother Chase graduated in 2020 from Vanderbilt, where from 2018-2020 he was a student manager on the baseball team. Brother-in-law Ted Sobolewski in July 2019 was named the head men's rowing coach at Stanford University.
- One of Curt's first youth baseball coaches was sports columnist and author Mike Lupica.



@CURTCASALI113



@CURTCASALI



2024: Signed by Miami as a Minor League free agent on 2/13.

2022: Signed by Cincinnati to a one-year contract on 12/22.

2022: Acquired by Seattle, along with LHP Matt Boyd, in exchange for Minor Leaguers RHP Michael Stryffeler and C Andy Thomas on 8/2.

2021: Signed by San Francisco to a one-year contract on 1/ 5.

2018: Acquired by Cincinnati from Tampa Bay for cash considerations on 5/31.

2018: Signed by Tampa Bay to a Minor League contract on 3/22.

2018: Signed by Texas to a Minor League contract on 1/18.

2017: Signed by Los Angeles-AL to a Minor League contract on 12/1.

2013: Acquired by Tampa Bay from Detroit in exchange for LHP Kyle Lobstein on 3/25.

2011: Selected by Detroit in the 10th round of the 2011 First-Year Player Draft. Signed by scout Harold Zonder.



2022: Right oblique strain (July 5-Aug. 11)
Concussion List (May 21-27)

2021: Left wrist strain (May 31-June 11)

2019: Sprained MCL in right knee (July 18-Aug. 23)

2015: Strained left hamstring (Aug. 26-End of season)



2013: MILB.com Organization All-Star (Tampa Bay)

Florida State League Mid-Season All-Star

2012: MILB.com Organization All-Star (Detroit)

CASALI'S BATTING HISTORY

YEAR	CLUB	AVG.	G	AB	R	H	2B	3B	HR	RBI	SH	SF	HBP	BB	SO	SB	CS	OBP	SLG	OPS
2023	CINCINNATI	.175	40	80	8	14	2	0	0	6	3	0	2	11	23	0	0	.290	.200	.490
	Louisville	.261	6	23	2	6	1	0	0	0	0	0	1	0	7	0	0	.292	.304	.596
	Minors (11 yrs.)	.266	464	1586	192	422	88	1	42	238	8	8	36	221	323	4	1	.367	.402	.769
	MAJORS (10 yrs.)	.220	502	1259	145	277	58	1	47	154	11	8	20	156	401	2	2	.314	.380	.694

POSTSEASON HISTORY

YEAR	CLUB/OPP	SERIES	AVG.	G	AB	R	H	2B	3B	HR	RBI	SH	SF	HBP	BB	SO	SB	CS	OBP	SLG	OPS
2020	CIN/ATL	NLWC	.000	2	2	0	0	0	0	0	0	0	0	0	0	1	0	0	.000	.000	.000
2021	SF/LAD	NLDS	.000	1	1	0	0	0	0	0	0	0	0	0	0	1	0	0	.000	.000	.000
	TOTALS		.000	3	5	0	0	0	0	0	0	0	0	0	0	3	0	0	.000	.000	.000

CAREER FIELDING

POS	G	GS	INN	TC	PO	A	E	FLD%
1B	18	3	49.0	48	41	7	0	1.000
2B	1	0	0.1	1	0	0	1	.000
3B	1	0	1.0	1	1	0	0	1.000
C	440	363	3251.1	3463	3263	178	22	.994

CAREER IN-DEPTH CATCHING

POS	SB	CCS	CS%	PB
C	153	59	25%	21

HOME RUN BREAKDOWN

GRAND SLAMS	None
INSIDE-THE-PARK	None
LEADOFF	None
PINCH HIT	None
WALK-OFF	None
MULTI-HR	3x - last, 5/16 at COL (2)



JT CHARGOIS

RIGHT-HANDED PITCHER

84

HEIGHT 6'3" WEIGHT 200 B/T S/R DOB DECEMBER 3, 1990 BORN SULPHUR, LA MLB DEBUT JUNE 11, 2016 VS. BOS

ACQUIRED FROM TAMPA BAY WITH INF XAVIER EDWARDS IN EXCHANGE FOR RHP MARCUS JOHNSON AND RHP SANTIAGO SUÁREZ

CONTRACT STATUS SIGNED THROUGH 2024

2023

- Pitched in 46 games (five starts) during his first season with Miami and posted a 3.61 ERA (17 ER/42.1 IP) with 18 walks and 35 strikeouts.
- Started five games for the club as an opener with no runs allowed over 4.1 innings, along with three hits, three walks, and three strikeouts.
- As a reliever, made 41 appearances and went 1-0 with a 4.03 ERA (17 ER/38.0 IP), a 1.24 WHIP, and held opponents to a .235 AVG.
- Right-handed batters hit .221 (21x95) with a .643 OPS against him, while lefties hit .250 (14x56) with a .757 OPS.
- In 24 games at home, posted a 2.31 ERA and held opponents to a .188 AVG. Had a 5.21 ERA and .282 opponents AVG on the road.
- Missed 31 games from April 10-May 16 with a right oblique strain.
- Recorded his first-career save on May 28 at LAA. Allowed two hits in a scoreless 9th inning to secure the Marlins' first-ever sweep of LAA.
- Prior to his save on May 28 at LAA, had been zero-for-nine in save opportunities.
- Tossed 6.0 scoreless innings with only one hit allowed over his first seven outings to start the season before allowing two runs on two hits on May 22 at COL.
- Made his third Opening Day roster, each with different organizations: 2018 with LAD, 2022 with TB, and 2023 with MIA.

2022

- Was acquired by Miami in a trade from Tampa Bay with INF Xavier Edwards in exchange for RHPs Marcus Johnson and Santiago Suárez on Nov. 15.
- Missed five months of the season with an oblique injury. Made 21 total appearances (one on April 8 and 20 after return from injury on Aug. 23), going 2-0 with a 2.42 ERA (6 ER/22.1 IP).
- Made his first career start (in opener capacity) on Aug. 26 at BOS. Pitched a scoreless first inning.
- From his Aug. 23 reinstatement through the end of the season, his 20 appearances tied Colin Poche for the team lead and were tied for 5th-most appearances in the Majors.
- Did not allow an earned run in his first six appearances (one start) after returning from injury.
- Allowed three home runs in 21 appearances, all three coming in consecutive outings (Sept. 6-10).
- In final 10 appearances, made one start and nine relief outings. Posted a 0.79 ERA (1 ER/11.1 IP) and a .162 AVG (6x37).
- Made his second Opening Day roster and first since 2018 with LAD.

2021

- Went 6-1 with a 2.52 ERA (15 ER/53.2 IP) in 56 appearances between the Mariners and Rays. Had a 1.08 WHIP and limited opponents to a .202 AVG.
- Threw his slider for 59.6 pct. of pitches, according to *Statcast*, the 6th-highest rate in the AL.
- Averaged 96.3 mph on his sinkers thrown, including a maximum velocity of 99.0 mph.
- Recorded five wins in 25 appearances with the Rays from July 30 until the end of the season, tied for 2nd-most wins among Major League relievers behind NYY's Chad Green (6).
- After being traded to the Rays, owned a 1.90 ERA (5 ER/23.2 IP) in his 25 appearances.
- Pitched in all four games of the ALDS against the Red Sox. Went scoreless in all four outings (three hits allowed in 3.1 innings pitched).



INNINGS PITCHED 2.2 - 8/11/16 (G1) vs. MIN
STRIKEOUTS 5 - 2x; last, 7/4/19 vs. SD
SCORELESS IP 10.1 - 7/10-8/8/18
WIN STREAK 2 G - 8/28-29/21
LOSS STREAK 2 G - 8/8-11/18

2020

- Made 31 appearances with the Rakuten Golden Eagles in Japan's Pacific League. Went 0-3 with a 5.81 ERA (17 ER/26.1 IP) with 19 strikeouts and 14 walks.
- Also made 10 appearances with Rakuten's Minor League team in Japan's Eastern League.

2019

- Made 21 appearances over three stints with Los Angeles-NL. Was on the active roster from April 9-10, May 14, and June 20-Aug. 15.
- Struck out 28 batters, walked five, and posted a 6.33 ERA (21.1 IP/15 ER).
- In 27 appearances with Triple-A Oklahoma City, owned a 2.76 ERA (32.2 IP/10 ER) and notched four saves.

2018

- Made his first Opening Day roster after joining the Dodgers' organization on Feb. 23 (waivers). Made 39 appearances over two stints with a 3.34 ERA (32.1 IP/12 ER) with 40 strikeouts, 15 walks and a .222 opponent AVG.
- Missed time from Aug. 21-Sept. 23 due to nerve irritation in his neck.
- In 11 outings with Triple-A Oklahoma City, allowed three runs on 13 hits in 15.0 innings for a 1.80 ERA.

2017

- Appeared in just two games with Minnesota's Triple-A Rochester, tossing 2.2 scoreless innings of relief with one save before being placed on the disabled list for the remainder of the season (right shoulder impingement).

FRONT OFFICE

FIELD STAFF

PLAYERS

CLUB HISTORY

SEASON IN REVIEW

OPPONENTS

GENERAL INFORMATION

2016

- Made 25 appearances over two stints with Minnesota (June 10-11, Aug. 10-end of season).
- Made his Major League debut on June 11 vs. BOS, allowing five runs in 0.2 innings pitched.
- Recorded first career win on Sept. 10 vs. CLE, pitching a perfect 12th inning.
- Split time in Minors between Double-A Chattanooga and Triple-A Rochester, going 2-1 with a 1.35 ERA (7 ER/46.2 IP) in 39 appearances.
- Ranked 2nd among Twins minor leaguers with 16 saves and 10th in appearances.
- Played for the U.S. team in the Futures Game in July at Petco Park.
- Was ranked by *Baseball America* as the No. 11 prospect in the Twins system following the season.

2015

- Split time between Class-A Fort Myers and Chattanooga, earning a May 26 promotion. Went 2-1 with a 2.63 ERA (14 ER/48.1 IP) in 28 appearances between the two levels.
- Named to the Florida State League Midseason All-Star Team.
- Ranked 8th in the Southern League with 11 saves.
- Led Twins minor leaguers in apps. and ranked 2nd with 15 saves.

2014

- Did not pitch due to injury.

2013

- Did not pitch due to injury.

2012

- Pitched in 12 games with Rookie-level Elizabethon in the Appalachian League. Tied for 6th in the league with five saves.

PERSONAL/MISCELLANEOUS

- Full name is Jon Thomas Chargois.
- He and his wife, Paige, reside in Los Angeles, Calif.
- Was a two-way player at Rice University, where he was a teammate of Anthony Rendon. Played first base and was a switch-hitter, batting .308 in 536 PA and had a 3.67 ERA in 72.0 innings pitched. Totaled 34.0 innings in his first two seasons at Rice before breaking out as a closer for the Brewster Whitecaps in the Cape Cod League in 2011. Had a 0.43 ERA (21.0 IP/1 ER) and opponents hit .211 (16x76) against him in 17 appearances.
- In 2010, Chargois played with the Gold Panners of Fairbanks in the Alaska League and played in the famous Midnight Sun Game.



2016: Futures Game Selection

2015: Florida State League Mid-Season All-Star



2022: Acquired by Miami with INF Xavier Edwards from Tampa Bay in exchange for RHP Marcus Johnson and RHP Santiago Suárez on 11/15.

2021: Acquired by Tampa Bay with INF Austin Shenton from Seattle in exchange for RHP Diego Castillo on 7/29.
Signed by Seattle as a free agent on 2/9.

2018: Claimed by Los Angeles-NL off waivers from Minnesota on 2/23.

2012: Selected by Minnesota in the second round of the First-Year Player Draft. Signed by scout Greg Runser.



2023: Right rib cage strain (Aug. 4-Aug. 24)

Right oblique strain (April 10-May 15)

2022: Left oblique tightness (April 12-Aug. 23)

2021: Nerve irritation in neck (Aug. 21-Sept. 24)

2017: Right elbow impingement (Sept. 5-End of season)

CHARGOIS' PITCHING HISTORY

YEAR	CLUB	W-L	ERA	G	GS	CG	SHO	SV	SVO	IP	H	R	ER	HR	HB	BB	SO	WP	BK
2023	MIAMI	1-0	3.61	46	5	0	0	1	4	42.1	35	17	17	3	0	18	35	0	0
	Minors (8 yrs.)	7-6	2.64	158	0	0	0	41	44	177.1	140	64	52	7	5	76	194	13	0
	MAJORS (6 yrs.)	13-6	3.55	208	8	0	0	1	13	195.0	161	81	77	19	13	75	190	8	1

POSTSEASON HISTORY

YEAR	CLUB/OPP	SERIES	W-L	ERA	G	GS	CG	SHO	SV	SVO	IP	H	R	ER	HR	HB	BB	SO	WP	BK
2021	TB/BOS	ALDS	0-0	0.00	4	0	0	0	0	0	3.1	3	0	0	0	0	1	2	0	0
2023	MIA/PHI	NLWC	0-0	0.00	1	0	0	0	0	0	0.2	1	0	0	0	0	1	0	1	0
	Wild Card		0-0	0.00	1	0	0	0	0	0	0.2	1	0	0	0	0	1	0	1	0
	Division Series		0-0	0.00	4	0	0	0	0	0	3.1	3	0	0	0	0	1	2	0	0
	TOTALS		0-0	0.00	5	0	0	0	0	0	4.0	4	0	0	0	0	2	2	1	0



YONNY CHIRINOS

RIGHT-HANDED PITCHER

26

HEIGHT: 6'2" WEIGHT: 225 B/T: R/R DOB: DECEMBER 26, 1993 BORN: BACHAQUERO, VZ MLB DEBUT: APRIL 1, 2018 VS. BOS

NON-ROSTER INVITEE

ACQUIRED SIGNED BY MIAMI AS A MINOR LEAGUE FREE AGENT ON 2/13/24

CONTRACT STATUS SIGNED THROUGH 2024

2023

- Yonny Chirinos (chih-REE-nos) went 5-5 with a 5.40 ERA (51 ER/85.0 IP) in 20 games (nine starts) between Tampa Bay and Atlanta last season.
- Claimed off waivers by Atlanta from Tampa Bay on July 23. Went 1-1 with a 9.27 ERA (23 ER/22.1 IP) in five starts with the Braves before being placed on the 15-day Injured List on Aug. 21 (retroactive to Aug. 20) with right elbow inflammation. Was transferred to the 60-day Injured List on Sept. 5.
- Opened the season with Triple-A Durham, making two starts from April 4-9 before being recalled to the Majors on April 14.
- Made seven appearances with Tampa Bay from April 14-May 16, going 2-1 with a 2.79 ERA (9 ER/29.0 IP) and a .168 opponent AVG (17x101) before being optioned to Triple-A Durham on May 17.
- Went 0-1 with a 4.66 ERA (10 ER/19.1 IP) in five games (four starts) over two stints with Triple-A Durham last season (April 4-9 and May 23-June 3).
- Left-handed batters hit .269 (52x193) with a .806 OPS, while right-handed batters hit .270 (58x215) with an .775 OPS.
- Held batters to a .255 AVG (65x255) on the road, against a .294 AVG (45x153) when facing them at home.
- Put up a 3.02 ERA (15 ER/44.2 IP) in 12 relief appearances, compared to a 6.94 ERA (46 ER/59.2 IP) in 13 starts last season.
- Pitched for the Tigres de Aragua in the Venezuelan Winter League, going 0-1 with a 2.19 ERA (3 ER/12.1 IP) in three starts.

2022

- Made two appearances (one start) with the Rays, returning from "Tommy John" surgery. Opened the season on the 60-day IL and was on the active roster from Sept. 6-8 and Sept. 13 (29th Man). Was on the taxi squad from Sept. 9-12 in advance of the scheduled doubleheader at Rogers Centre.
- Began throwing from the bullpen in late May and progressed to live batting practice on June 28. Began a rehab assignment with the FCL Rays on July 16, pitching a scoreless second inning.
- On Sept. 7 vs. BOS, entered in relief and made his first appearance in the Majors since Aug. 16, 2020 at TOR and recorded his first win since Aug. 4, 2019 vs. MIA.
- Returned from Tommy John surgery performed on Aug. 24, 2020 and a fractured elbow, which required surgery on Sept. 30, 2021. Went 751 days between appearances and 1,129 days between wins.
- On Sept. 13 at TOR (G2), made his first start since Aug. 16, 2020 at TOR and pitched four scoreless innings.
- Made nine appearances (five starts) on a rehab assignment between the FCL Rays, Class-A Charleston, and Triple-A Durham. Between his rehab and while optioned, totaled five starts with the Bulls and went 0-0 with a 2.81 ERA (5 ER/16.0 IP).
- Pitched in relief in the Triple-A National Championship Game, yielding two hits in 4.2 scoreless innings of a 10-6 Bulls win over Reno.

2021

- Missed the entire 2021 season recovering from Tommy John surgery.
- Underwent surgery on Sept. 30 after he fractured his elbow while throwing batting practice toward the end of Tommy John rehab, but his UCL was not damaged.



INNINGS PITCHED	8.0 - 6/7/19 at BOS
STRIKEOUTS	8 - 2x; last, 7/18/19 at NYY (G1)
LAST CG	None
LAST SHUTOUT	None
LOW-HIT CG	None
SCORELESS IP	22.2 - 8/1-8/22/22
WIN STREAK	8 G - 8/22/18-4/29/19
LOSS STREAK	4 G - 4/17-8/4/18

2020

- Underwent Tommy John surgery on Aug. 24, 2020, performed by Dr. Koco Eaton in St. Petersburg.
- Limited to three appearances (all starts) due to two stints on the injured list.
- Sidelined from Aug. 3-15 due to right triceps inflammation. Returned on Aug. 16 to start the second game of a doubleheader at TOR, going 2.2 IP.
- Placed on the 10-day IL (torn right UCL) on Aug. 19, retroactive to Aug. 17, and transferred to the 45-day IL on Aug. 22.
- Made his third Opening Day roster and started the club's fifth game of the season.

2019

- In 2019, ranked 3rd on the Rays staff with nine wins and 133.1 IP, trailing Charlie Morton and Ryan Yarbrough in both categories.
- Min. 100.0 IP, ranked among American League leaders in WHIP (1.05, 4th), opp AVG. (.225, 8th), and BB/9.0 IP ratio (1.89, 7th).
- His 0.99 WHIP before the All-Star break was the 2nd-best in club history among qualifiers, behind James Shields (0.98) in 2011.
- In *Baseball America's* annual Best Tools survey of Major League managers, coaches and executives, was ranked as having the AL's Best Changeup.
- Reinstated from the 10-day IL (right middle finger inflammation) on Sept. 21, missing six weeks. His rehab assignment consisted of four bullpen sessions and two simulated games.
- Went 6-5 with a 3.54 ERA (41 ER/104.1 IP) in 18 starts, compared to 3-0 with a 4.97 ERA (16 ER/29.0 IP) in eight appearances in relief. Made 13 straight appearances as a starter, May 27-Aug. 4, before the injury.
- Was 5-2 with a 3.10 ERA (24 ER/69.2 IP) in 14 appearances (10 starts) at home, yielding 3 ER-or-less in all but one outing and 2 ER-or-less 10 times.
- Became the third Rays pitcher to start a season with consecutive starts of 5.0 IP (or more) and two hits (or fewer), following Jake Odorizzi in 2015 and Matt Moore in 2013.
- Was on the Rays roster for the ALDS against the Astros, but did not pitch.

FRONT OFFICE

FIELD STAFF

PLAYERS

CLUB HISTORY

SEASON IN REVIEW

OPPONENTS

GENERAL INFORMATION

2018

- Made 18 appearances (seven starts) over two stints with the Rays, his first career Major League action. Was on the major league roster from Opening Day–June 3, which included a stint on the 10-day IL, and June 24 through season's end.
- Went 5-2 with a 2.83 ERA (18 ER/57.1 IP) and a .233 opponent AVG (48x206) in 11 appearances out of the bullpen, and 0-3 with a 4.73 ERA (17 ER/32.1 IP) and .288 opponent AVG (36x125) in seven starts.
- Was 4-0 with a 2.89 ERA (12 ER/37.1 IP) over his final seven appearances of the season, all in relief.
- Began his career on a scoreless streak of 14.1 IP. It was the longest scoreless streak for a Rays pitcher to begin his career, passing Doug Waechter (11.1 IP) in 2003, according to the *Elias Sports Bureau*.
- On April 1 vs. BOS, made his major league debut in relief and his only hit allowed in 4.0 IP was a RBI single by Rafael Devers in the 6th inning (run charged to José Alvarado). Became the third pitcher in club history with a scoreless appearances of at least 4.0 IP in his Major League debut.
- On April 5 at BOS, became the fifth Ray to go at least 5.0 IP and not allow a run in his first career start, joining Matt Moore (5.0 IP) in 2011, Scott Kazmir (5.0 IP) in 2004, Doug Waechter (9.0 IP) in 2003, and Jason Standridge (6.1 IP) in 2001.
- Placed on the 10-day IL on May 1 with a right forearm strain, retroactive to April 29. Was reinstated from the IL and optioned to Triple-A Durham on June 4. Was on the Minor League IL, June 22–July 7, with right shoulder inflammation.
- From Aug. 4–Sept. 15, became the first pitcher since Baseball Reference data is available (1901) to go at least 5.0 IP in eight consecutive appearances, with all of them coming in relief.
- On Aug. 9 vs. BAL, recorded his first career win, entering in the 3rd inning.
- Went 0-2 with a 5.28 ERA in eight starts with Triple-A Durham.

PERSONAL/MISCELLANEOUS

- Full name is Yonny Enrique Chirinos Mejias.
- As a child, Yonny would play a game similar to baseball that replaced the ball and bat with chapitas, or bottle caps, and a broomstick.
- He was never considered a highly-touted international prospect, instead signing with the Rays for \$100,000 when he was 18 years old.
- While on the mound against the Yankees on July 18, 2019, Yonny's 1-2 pitch to ring up Brett Gardner in the 2nd inning sparked Yankees Manager Aaron Boone's "savages" tirade with home plate umpire Brennan Miller. The exchange included Boone pointing toward Yonny, shouting, "That guy is a good pitcher."



@YONNYCHIRINOS72

2017

- Named Minor League Pitcher of the Year by the Rays Baseball Operations department. Spent the majority of the season with Triple-A Durham, earning a May 2 promotion from Double-A Montgomery.
- Went a combined 13-5 with a 2.73 ERA (51 ER/168.1 IP) in 27 appearances (26 starts). Led Rays minor leaguers in innings, tied for 2nd in wins, one shy of José Mujica (14), ranked 3rd with 141 SO, and 4th in ERA.
- Despite spending a month at the Double-A level, ranked among International League leaders in ERA (2.74, 4th), wins (12, tied for 4th), innings (141, 5th), and WHIP (0.98, 2nd).
- In his third start at the Triple-A level, on May 13 vs. Toledo, pitched a nine-inning shutout.
- Named the Rays Minor League Pitcher of the Month for July, going 5-0 with a 1.62 ERA (7 ER/39.0 IP) and 43 SO in six starts.
- Made two starts for the Bulls in the postseason, going 1-1 with a 0.75 ERA (1 ER/12.0 IP). Did not allow a run in 7.0 IP of G2 of the IL Semifinals.
- Ranked by *Baseball America* as the No. 23 prospect in the Rays system following the season.

2016

- Pitched at three different levels for a second consecutive year. Went 12-4 with a 3.36 ERA (48 ER/128.2 IP) between Charlotte, Single-A Bowling Green and Double-A Montgomery.
- His 12 wins tied for the most among Rays minor leaguers and his 3.36 ERA ranked 9th.

2015

- Went 5-5, 1.82 ERA (16 ER/79.1 IP) in 15 appearances (13 starts) between Charlotte, Short-A Hudson Valley, and Single-A Bowling Green.

2014

- Was unbeaten (3-0) in 14 apps (two starts) with Rookie-level Princeton in 2014.



2024: Signed by Miami as a minor league free agent on 2/13.

2023: Claimed on waivers by Atlanta from Tampa Bay on 7/23.

2012: Signed by Tampa Bay as an international free agent on 6/29. Signed by Euclides Vargas and Ronnie Blanco.



2023: Right elbow inflammation (Aug. 20-End of season)

2022: Recovery from "Tommy John" surgery (March 18-Sept. 6)

2021: Recovery from "Tommy John" surgery (Feb. 22-End of season)

2020: Right triceps inflammation (Aug. 3-16)

Right elbow strain (Aug. 19-End of season)

2019: Right middle finger inflammation (Aug. 5-Sept. 21)

2018: Right forearm strain (April 29-July 24)



2017: International League Pitcher of the Week (May 14)

International League Pitcher of the Week (July 9)

Baseball America Triple-A All-Star (Tampa Bay)

2015: Midwest League Pitcher of the Week (July 20)

CHIRINOS' PITCHING HISTORY

YEAR	CLUB	W-L	ERA	G	GS	CG	SHO	SV	SVO	IP	H	R	ER	HR	HB	BB	SO	WP	BK
2023	ATLANTA	1-1	9.27	5	5	0	0	0	0	22.1	33	23	23	5	1	7	22	1	0
	TAMPA BAY	4-4	4.02	15	4	0	0	0	0	62.2	58	30	28	10	4	20	31	2	0
	Durham (AAA)	0-1	4.66	5	4	0	0	0	0	19.1	19	14	10	1	1	8	17	2	0
	Minors (8 yrs.)	37-21	3.03	123	90	1	1	0	1	552.2	516	219	186	46	17	99	435	34	4
	MAJORS (5 yrs.)	20-15	4.03	69	38	0	0	0	0	326.1	308	158	146	47	16	85	258	13	3



JAZZ CHISHOLM JR.

OUTFIELDER

2

HEIGHT	WEIGHT	B/T	DOB	BORN	MLB DEBUT
5'11"	184	L/R	FEBRUARY 1, 1998	NASSAU, BS	SEPTEMBER 1, 2020 VS. TOR
ACQUIRED FROM ARIZONA IN EXCHANGE FOR RHP ZAC GALLEN ON 7/31/19			CONTRACT STATUS SIGNED THROUGH 2024		

2023

- Finished his fourth season with the Marlins batting .250 (50x352) with 50 runs, 12 doubles, 19 home runs, 51 RBI, and a .761 OPS (.457 SLG/.304 OBP) in 97 games.
- Missed parts of the season due to two separate IL stints: 38 games from May 14-June 25 with turf toe (right big toe), and 21 games from July 3-30 with a left oblique strain.
- Became the first player in Marlins history to hit a grand slam in back-to-back games vs. ATL on Sept. 16 & 17. Was one of 23 players in MLB to have had at least two grand slams during the season and accounted for the club's only grand slams of the year.
- On Sept. 16 vs. ATL, stole a career-high three bases and hit his second-career grand slam to become the second player in the Live Ball Era (since 1920) to hit a grand slam and steal three bases in the same game, joining Seattle's Mike Cameron on May 16, 2002 at TOR.
- Became the sixth player in Marlins history to record multiple seasons with 15 HR (19) and 15 SB (22) Joined Cliff Floyd (3x), Derrek Lee (2x), Hanley Ramirez (5x), Gary Sheffield (2x), and Preston Wilson (3x).
- Posted a .246 AVG (41x167) with a .302 OBP, .443 SLG, and .745 OPS in 45 games prior to the All-Star Break. In the second half, posted a .254 AVG (47x185) with a .305 OBP, .470 SLG, and .775 OPS in 52 games.
- Held a season-long 11-game hitting streak that spanned from May 12-Aug. 3 (both sides of injury). Went 15x44 with nine runs scored, five homers, and nine RBI in this span (1.156 OPS).
- Had home runs in four of five consecutive games played from May 12-June 29, on both sides of injury.
- In his first game after returning from turf toe injury on June 17 at BOS, went 3x4 with two runs, one double, and three RBI to contribute to a 10-1 Marlins win.
- Homered in back-to-back games five times: April 25-26 at ATL, May 12-13 vs. CIN, June 28-29 at BOS, Sept. 5-6 vs. LAD, and Sept. 16-17 vs. ATL.
- Transitioned to the outfield during the offseason and got his first work in center field during Spring Training. Owned a .983 fielding pct. in 178 chances at the position this season.
- Batted .172 (15x87) with two home runs and a .479 OPS against LHP. Batted .275 (73x265) with 17 HR and an .854 OPS versus RHP.
- Made his third Opening Day roster, first as an outfielder.

2022

- Led the Marlins in home runs (14), RBI (45), extra-base hits (28), runs scored (39), and ranked 2nd in MLB with four triples before being placed on the injured list on June 29 through the remainder of the season.
- Hit .254 with a .860 OPS in 60 games played before his injury. Posted a .927 OPS vs. RHP (13 HR, 40 RBI), compared to a .519 OPS vs. LHP (one home run, five RBI).

2022 (CONT.)

- Was voted as the NL All-Star starting second baseman, becoming the first-ever player born in the Bahamas to earn a spot on an MLB All-Star team. Was unable to play due to an IL stint.
- He also became the sixth player in Marlins franchise history to secure a spot on the team via fan election, joining H. Ramirez (2008-10), D. Strange-Gordon (2015), M. Ozuna (2016-17), G. Sheffield (1993), and G. Stanton (2015).
- Hit his first-career grand slam on June 7 vs. WSH.
- Recorded three triples in April, tying the club record for April/March.
- Hit a go-ahead home run on Opening Day at SF that marked his first-career home run in the 9th inning-or-later.
- Had multiple two-homer games: June 7 vs. WSH and June 10 at HOU.
- Hit two leadoff home runs (April 23 at ATL and June 10 at HOU). His homer at ATL came on the first pitch, marking the 15th first-pitch leadoff home run in club history and the first player since Miguel Rojas on Sept. 2, 2021, at NYM to accomplish the feat. With this, became the 2nd player in Club history to accomplish the feat more than once (Hanley Ramirez, seven times).



HITS	4 - 4/23/22 at ATL
RUNS	4 - 9/17/23 vs. ATL
HOME RUNS	2 - 3x; last, 6/10/22 at HOU
RBI	6 - 6/7/22 vs. WSH
SB	3 - 9/16/23 vs. ATL
HIT STREAK	11 G - 2x; last, 5/12-8/3/23
WALK-OFF HITS	None

FRONT OFFICE

FIELD STAFF

PLAYERS

CLUB HISTORY

SEASON IN REVIEW

OPPONENTS

GENERAL INFORMATION

2021

- Entered the season as *MLB.com's* No. 66 overall and the Marlins' No. 4 prospect.
- Played in 124 games, hitting .248 with 20 doubles, four triples, 18 home runs and 53 RBI. Of his 18 home runs, nine gave the Marlins the lead.
- Ranked among NL Rookies: 1st in stolen bases (23), 3rd in runs (70), T-3rd in home runs (18), 4th in hits (114) and RBI (52).
- Became the 2nd Marlins rookie to have 15 home runs and 15 stolen bases in a season, joining Hanley Ramirez in 2006. The pair are also the only middle infielders in Club history to accomplish the feat.

2020

- Played in 21 games and hit .161 with two home runs and six RBI.
- Made his Major League debut on Sept. 1 against Toronto. Came in as a defensive replacement at shortstop. Recorded his first Major League hit on Sept. 6 when he singled off the Rays' Aaron Loup at loanDepot park. Hit his first big league home run off Atlanta's Tommy Milone on Sept. 9 at ATL.
- Went 1x3 with a double in Game 3 of the NLDS.

2019

- Spent the entire 2019 season in the Double-A Southern League, playing in Jackson as a member of the Diamondbacks and then Jacksonville after being traded to Miami. At the time of the trade, Chisholm was with Jackson having just finished a three game series in Biloxi. Biloxi played host to Jacksonville the next day, allowing Chisholm to stay and play for his new team on Aug. 1.
- In his first game with the Jumbo Shrimp, he went 3x4 with a home run and a triple.
- Hit .284 with four doubles, two triples, three home runs, and 10 RBI in 23 games for the Jumbo Shrimp.

2018

- Named Diamondbacks Minor League Player of the Year after he hit .272 AVG/.329 OBP/.513 SLG with 23 doubles, six triples, 25 home runs, 70 RBI, 39 walks, 17 stolen bases, and 79 runs scored in 112 games between Single-A Kane County and Single-A Adv. Visalia.
- Led all Diamondbacks Minor Leaguers with 25 home runs and ranked among the leaders in runs (3rd, 79), triples (T-5th, 6), RBI (7th, 70), slugging percentage (8th, .513), and walks (T-9th, 33).

2017

- Played 29 games all for Single-A Kane County. Hit .248 with five doubles, two triples, one home run, and 12 RBI.

2016

- Played in 62 games in his first professional season, all for Rookie-Level Missoula. Hit .281 with 12 doubles, a triple, nine homers, and 37 RBI.

2015

- Was signed by the D-backs on July 5, 2015 at 17 years old, after D-backs scout Craig Shipley saw him play in the Bahamas. He was seen at a showcase centered around Lucius Fox, who is a prospect in the Nationals' system and Chisholm's best friend.



@JAZZ_3



@JCHISHOLM_3

PERSONAL/MISCELLANEOUS

- Full name is Jasrado Hermis Arrington Chisholm Jr.
- Was seen by American coaches for the first time in 2010 when his U12 team won the Cal Ripken Little League World Series. The team, who usually used heavy wooden bats in the Bahamas, used metal bats for the first time in that tournament.
- Moved to the United States when he was 13 to play high school baseball at Life Prep Academy in Wichita, Kansas.
- His grandmother, Patricia Coakley ("Grammy Pat"), played shortstop for the Bahamian national softball team in the 1980s and didn't retire until after her 60th birthday. She started a baseball academy for boys in the Bahamas in 1985. She began doing soft toss with Jazz starting when he was 2 years old.
- Participated in the fifth annual Don't Blink Home Run Derby in Paradise in his native Bahamas in December 2022. The derby is held on a raised platform built on the beach that allowed hitters to hit into the Caribbean Sea.
- Named the cover athlete for MLB The Show '23. Became the first Marlins player to grace the cover of MLB's flagship video game.



2019: Acquired by Miami from Arizona in exchange for RHP Zac Gallen on 7/31.

2015: Signed by Arizona as international free agent on 7/5. Signed by scout Craig Shipley.



2023: Left oblique strain (July 3-30)

Turf toe (May 14-June 25)

2022: Right lower back strain (June 29-End of season)

2021: Left hamstring strain (April 28-May 16)



2022: National League All-Star

2021: Marlins Charlie Hough Good Guy Award

2019: Southern League Postseason All-Star

Southern League Player of the Week (May 5)

2018: Midwest League Mid-Season All-Star

Diamondbacks' Minor League Player of the Year

2016: Pioneer League Mid-Season All-Star

CHISHOLM JR.'S BATTING HISTORY

YEAR	CLUB	AVG.	G	AB	R	H	2B	3B	HR	RBI	SH	SF	HBP	BB	SO	SB	CS	OBP	SLG	OPS
2023	MIAMI	.250	97	352	50	88	12	2	19	51	1	2	2	26	118	22	3	.304	.457	.761
	Jupiter (A)	.500	1	2	0	1	1	0	0	1	0	0	0	1	1	1	0	.667	1.000	1.667
	Jacksonville (AAA)	.250	4	12	2	3	1	0	0	3	0	0	0	4	1	1	0	.438	.333	.771
	Minors (6 yrs.)	.256	323	1232	197	316	53	16	57	181	2	9	4	126	412	52	14	.330	.464	.794
	MAJORS (4 yrs.)	.245	302	1085	167	266	43	11	53	155	3	8	10	86	348	59	18	.304	.452	.756

POSTSEASON HISTORY

YEAR	CLUB/OPP	SERIES	AVG.	G	AB	R	H	2B	3B	HR	RBI	SH	SF	HBP	BB	SO	SB	CS	OBP	SLG	OPS
2020	MIA/ATL	NLDS	.333	1	3	0	1	1	0	0	0	0	0	0	1	0	0	0	.500	.667	1.167
2023	MIA/PHI	NLWC	.000	2	8	0	0	0	0	0	0	0	0	0	0	4	0	0	.000	.000	.000
		Wild Card	.000	2	8	0	0	0	0	0	0	0	0	0	0	4	0	0	.000	.000	.000
		Division Series	.333	1	3	0	1	1	0	0	0	0	0	0	1	0	0	0	.500	.667	1.167
	TOTALS		.091	3	11	0	1	1	0	0	0	0	0	0	1	4	0	0	.167	.182	.349

CAREER FIELDING

POS	G	GS	INN	TC	PO	A	E	FLD%
CF	95	92	775.2	178	171	4	3	.983
2B	164	154	1308.1	606	231	357	18	.970
SS	46	37	329.2	159	53	95	11	.931

HOME RUN BREAKDOWN

GRAND SLAMS	3 - 9/16/23 vs. ATL
INSIDE-THE-PARK	1 - 7/10/21 vs. ATL
LEADOFF	5 - last; 6/10/22 at HOU
PINCH HIT	1 - 8/7/23 at CIN
WALK-OFF	None
MULTI-HR	2 - 3x; last, 6/10/22 at HOU

FRONT OFFICE

FIELD STAFF

PLAYERS

CLUB HISTORY

SEASON IN REVIEW

OPPONENTS

GENERAL INFORMATION



GRIFFIN CONINE

OUTFIELDER

56

HEIGHT: 6'1" WEIGHT: 210 B/T: L/R DOB: JULY 11, 1997 BORN: PLANTATION, FL

ACQUIRED: ACQUIRED BY MIAMI AS THE PLAYER TO BE NAMED LATER IN A TRADE WITH TORONTO ON 9/18/20 CONTRACT STATUS: SIGNED THROUGH 2024

NON-ROSTER INVITEE

FRONT OFFICE

FIELD STAFF

PLAYERS

CLUB HISTORY

SEASON IN REVIEW

OPPONENTS

GENERAL INFORMATION

2023

- Split the season between Triple-A Jacksonville and Double-A Pensacola, appearing in a total of 110 games.
- Batted .253 (74x292) with 18 homers and 62 RBI with Double-A Pensacola before a promotion to Triple-A Jacksonville.
- Appeared in 23 games with Triple-A Jacksonville, batting .225 (18x80).
- His 20 home runs in 2023, marking the fourth consecutive season with at least 20-or-more homers (all of his professional campaigns). Owns a total of 102 homers in four Minor League seasons since 2018.
- Appeared in 74 games (70 starts) in right field and 36 games (35 starts) in left field, compiling a combined .962 fielding percentage (7 E/917.0 innings) in the outfield.
- Batted .269 (74x275) against right-handed pitchers, compared to .186 (18x97) versus left-handed pitchers.
- Had a .305 AVG (25x82) in June and a .318 AVG (21x66) in September.

2022

- Spent the entire 2022 season at Double-A Pensacola, appearing in 118 games.
- Batted a career low .215 (89x414) with 15 doubles, two triples, 24 home runs, and 74 RBI with the Blue Wahoos.
- It was his third consecutive season with at least 22-or-more home runs (since 2019, excluding 2020 season).

2021

- Split his 2021 season between Double-A Pensacola (42 games) and High-A Beloit (66 games) in his first season in the Marlins organization.
- Batted .218 (86x394) with 11 doubles, two triples, a career-high 36 home runs, and 84 RBI in 108 games during the 2011 season.
- The 36 home runs ranked tied for 2nd-most in all of the Minor Leagues (M.J. Meléndez, 41 HR), while his 86 RBI ranked tied for 19th-most in the Minors.
- Had three multi-homer games and 23 games with at least two hits.

2020

- Did not appear in a game due to the COVID-19 pandemic.

2019

- Spent the entire season with Single-A Lansing, slashing .283/.371/.576/.946 (86x304) with 19 doubles, two triples, 22 home runs, and 64 RBI in 80 games.
- Had two multi-homer games (May 30 at Daytona and June 11 at South Bend) and a career-high five RBI game (June 11 at South Bend).
- Batted .316 (54x171) on the road, compared to .241 (32x133) at home.

2018

- Made his professional debut in 2018 with GCL Blue Jays (two games) and Low-A Vancouver (55 games).
- Batted .238 (49x206) with 14 doubles, two triples, seven homers, and 30 RBI in 55 games with Low-A Vancouver.

PERSONAL INFORMATION/MISCELLANEOUS

- Full name is Griffin Riley Conine. Is the son of Jeff Conine, former Marlin and current Special Advisor to the Principal Owner.
- Originally selected by Miami in the 31st round of 2015 First-Year Player Draft, but did not sign.
- Tabbed No. 11 on *Baseball America's* list of Top 100 College prospects for the 2018 draft. Rated No. 19 on *MLB Pipeline's* Top 50 MLB Draft Prospects list.
- Second team All-ACC selection for two consecutive seasons at Duke (2017-18).
- Earned 2015 Perfect Game Honorable Mention All-America honors while playing at Pine Crest School. Participated in the prestigious Perfect Game National Showcase.



2020: Acquired by Miami as the player to be named later in a trade with Toronto on 9/18.

2018: Selected by Toronto in the 2nd round of the First-Year Player Draft.



2022: MiLB.com Organization All-Star (Miami)

2021: MiLB.com Organization All-Star (Miami)
Midwest League Mid-Season All-Star

2019: MiLB.com Organization All-Star (Miami)

Midwest League Post-Season All-Star
Baseball America Low Class A All-Star

2018: Northwest League Mid-Season All-Star



@GRIFFIN_CO9



@GRIFFIN_CO9

CONINE'S BATTING HISTORY

YEAR	CLUB	AVG.	G	AB	R	H	2B	3B	HR	RBI	SH	SF	HBP	BB	SO	SB	CS	OBP	SLG	OPS
2023	Jacksonville (AAA)	.225	23	80	8	18	2	1	2	10	0	2	0	9	35	1	0	.297	.350	.647
	Pensacola (AA)	.253	87	292	52	74	14	1	18	62	0	3	9	47	120	1	1	.370	.493	.864
	Minors (5 yrs.)	.239	473	1698	262	405	76	10	109	327	0	13	29	246	713	13	3	.342	.488	.830



MARTY COSTES

OUTFIELDER

87

HEIGHT
5'9"

WEIGHT
200

B/T
R/R

DOB
DECEMBER 18, 1995

BORN
BALTIMORE, MD

ACQUIRED

SELECTED BY MIAMI FROM HOUSTON IN THE MINOR LEAGUE PHASE OF THE RULE 5 DRAFT ON 12/6/23

CONTRACT STATUS

SIGNED THROUGH 2024

NON-ROSTER INVITEE

2023

- Spent the entire season at Triple-A Sugar Land in the Astros Minor League system, slashing .252/.366/.389/.755 (42x167) in 53 games.
- Had two stints on the 7-day Injured List in the minors (April 4-May 20 and May 29-June 20). Also placed on the Minor League Development List on Sept. 19.
- Recorded a season-high 11-game hitting streak from May 31-June 14. Batted .386 (17x44) with a 1.067 OPS, along with three doubles, three home runs, and 10 RBI during the streak.
- Hit .277 in the month of July, going 13x47 with two doubles, two home runs, and eight RBI. Batted .290 (9x31) in the month of September.
- Batted .194 (12x62) at home, compared to .286 (30x105) on the road.
- Appeared in 31 games (28 starts) in left field and seven games (all starts) in right field.
- Invited to his second consecutive Major League Spring Training camp.

2022

- Batted .269 (64x238) with 39 runs, 15 doubles, six home runs, 27 RBI, 11 stolen bases, and a .774 OPS in 69 games between Triple-A Sugar Land, High-A Asheville, and FCL Astros Blue and Orange.
- Had a season-high eight-game hitting streak from June 18-July 6 with Triple-A Sugar Land. Slashed .393/.452/.607 (11x28) during the streak.
- Invited to his first Major League Spring Training camp.

2021

- Split his 2021 season between Double-A Corpus Christi (61 games) and Triple-A Sugar Land (40 games).
- Named an Astros Organizational All-Star by MiLB.com after combining to hit .306 with an .846 OPS at the two levels.
- Following the regular season, played for the Santurce Cangrejeros in the Puerto Rican Winter League. Hit .281 (18x64) with eight doubles, eight RBI, a .400 OBP, and an .853 OPS in 19 games in Puerto Rico.



@MARTYCOSTES



@MARTYCOSTES

2020

- Did not appear in a game in 2020 due to the COVID-19 pandemic.

2019

- Combined to hit .270 (54x200) with a .370 OBP in 57 games while splitting his season between High-A Fayetteville (26 games) and Single-A Quad Cities (28 games).

2018

- Made his professional debut in 2018 with Low-A Tri-City, playing in four games at the level. Promoted to Single-A Quad Cities, where he finished his season appearing in 49 games.
- Batted .231 (45x195) with 11 doubles, four triples, three homers, and 15 RBI in 53 games during the year.

PERSONAL INFORMATION

- Full name is Martin Douglas Costes.
- Graduated in 2015 from Archbishop Curley High School in Baltimore, Md. Stayed in-state and went on to attend the University of Maryland, where he went to school for three years (2016-18).
- Was named to the 2016 Big Ten All-Freshman Team and made the All-Big Ten First Team in 2017.
- Drafted by Houston in the 25th round of the 2017 draft, but did not sign.
- Returned to Maryland for his junior year, serving as the Terps leadoff hitter. Had 34 walks and 34 strikeouts, with 10 steals in his junior season.



2023: Selected by Miami from Houston in the Minor League phase of the Rule 5 Draft on 12/6.

2018: Selected by Houston in the 22nd round of the First-Year Player Draft. Signed by scout Bobby St. Pierre.



2021: MiLB.com Organization All-Star (Houston)

COSTES' BATTING HISTORY

YEAR	CLUB	AVG.	G	AB	R	H	2B	3B	HR	RBI	SH	SF	HBP	BB	SO	SB	CS	OBP	SLG	OPS
2023	Sugar Land (AAA)	.252	53	167	23	42	9	4	2	19	0	0	6	24	36	7	0	.366	.389	.755
	Minors (5 yrs.)	.271	333	1130	180	306	59	14	22	142	0	8	50	152	216	42	15	.379	.406	.785

FRONT OFFICE

FIELD STAFF

PLAYERS

CLUB HISTORY

SEASON IN REVIEW

OPPONENTS

GENERAL INFORMATION



DECLAN CRONIN

RIGHT-HANDED PITCHER

51

HEIGHT: 6'4" WEIGHT: 225 B/T: R/R DOB: SEPTEMBER 24, 1997 BORN: GLEN RIDGE, NJ MLB DEBUT: JULY 30, 2023 VS. CLE

ACQUIRED: CLAIMED OFF WAIVERS BY MIAMI FROM HOUSTON ON 2/7/24

CONTRACT STATUS: SIGNED THROUGH 2024

FRONT OFFICE

FIELD STAFF

PLAYERS

CLUB HISTORY

SEASON IN REVIEW

OPPONENTS

GENERAL INFORMATION

2023

- Spent most of the season with Triple-A Charlotte and made his debut with the White Sox in July last season.
- Held right-handed batters to a .095 (2x21) AVG. Tossed at least 1.0 IP in eight of his nine outings with Chicago-AL.
- His contract was selected from Triple-A Charlotte on July 28 and made his Major League debut on July 30 at CLE (2 ER/2.0 IP).
- Recorded his first-career strikeout on Aug. 1 at TEX. Struck out five batters over 2.0 scoreless IP on Aug. 8 vs. NYY.
- Was optioned to Triple-A Charlotte on Aug. 21 and recalled a second time on Sept. 4. Was placed on the IL on Sept. 5 with blisters on his right hand and reinstated on Sept. 23.
- Made 47 relief appearances with Charlotte. Did not allow a run in five straight appearances from April 18-29. Surrendered just six hits with four strikeouts in 4.2 IP.
- Posted a 1.93 ERA (2 ER/9.1 IP) and a .171 (6x35) opponent AVG in nine games in May.
- Owned an eight-game scoreless stretch from May 25-June 13, and allowed three hits with zero walks and six strikeouts over 9.1 IP.
- Tossed eighth straight scoreless outings (9.1 IP) from July 20-Sept. 19. Held opponents to a .206 (7x34) AVG.

2022

- Combined to go 2-2 with a 3.71 ERA (21 ER/51.0 IP) and 36 strikeouts over 49 appearances (one start) between Double-A Birmingham and Triple-A Charlotte. His 51.0 IP marked a career high as a professional.
- Held opponents to a .206 AVG (13x63) with RISP. Allowed one run-or-less 20 times with Double-A Birmingham.
- Was promoted to Triple-A Charlotte on June 19. Recorded a season-high 7.2 scoreless IP streak from July 17-Aug. 11, holding opponents to a .192 (5x26) AVG with no walks.
- Was placed on injured list on Sept. 14 with a strained right thigh and missed the remainder of the season.
- Pitched in nine games for Glendale in the Arizona Fall League.

2021

- Went a combined 5-2 with a 4.56 ERA (24 ER/47.1 IP) and 43 strikeouts over 35 relief appearances between High-A Winston-Salem and Double-A Birmingham.
- Spent most of 2021 with High-A Winston-Salem. Allowed five runs in 2.0 IP in his debut on May 5 vs. Rome. Surrendered just six runs in 17.0 IP over his next 12 outings from May 8-June 29 (3.18 ERA).
- Promoted to Double-A Birmingham on Aug. 25, going 3-0 with a 1.65 ERA (3 ER/16.1 IP) and 13 strikeouts in 13 games.



INNINGS PITCHED 2.0 - 2x; last, 8/8/23 vs. NYY
STRIKEOUTS 5 - 8/8/23 vs. NYY
WALKS 2 - 9/4/23 at KC
WIN STREAK None
LOSS STREAK None

2020

- Did not pitch following the cancellation of the minor-league season due to the COVID-19 pandemic.

2019

- Combined to go 2-2 with a 2.88 ERA (11 ER/34.1 IP) in 20 appearances between ACL White Sox and Single-A Kannapolis in his pro debut.
- Held opponents to a .208 (25x120) average. Right-handers hit .186 (13x70) while lefties batted .240 (12x50).
- Was promoted to Single-A Kannapolis on July 14. Posted a 3.06 ERA, (6 ER/17.2 IP), .186 (11x59) opponent AVG, 0.91 WHIP, and 14 strikeouts over nine appearances in August.

PERSONAL/MISCELLANEOUS

- Full name is Declan Evans Cronin.
- Is a 2019 graduate of the College of Holy Cross in Worcester, Mass.
- Was named First-Team All-Patriot League in 2019. Earned PL All-Tournament honors in 2018-19. Was named to the All-Academic Honor Roll all fours years (2016-19).
- Graduated in 2016 from Regis High School in NYC. Helped guide Regis to a state championship in 2015. Played two seasons of basketball.



2024: Claimed off waivers by Miami from Houston on 2/7. Claimed off waivers by Houston from Chicago-AL on 1/4.

2019: Selected by Chicago-AL in the 36th round of the First-Year Player Draft. Signed by scout Steve Payne.



2023: Blisters on right hand (Sept. 9- 23)



@DECLANCRONIN36



@DCRO_11

CRONIN'S PITCHING HISTORY

YEAR	CLUB	W-L	ERA	G	GS	CG	SHO	SV	SVO	IP	H	R	ER	HR	HB	BB	SO	WP	BK
2023	CHICAGO-AL	0-1	9.00	9	0	0	0	0	0	11.0	11	12	11	3	2	7	8	0	0
	Charlotte (AAA)	3-0	3.83	47	0	0	0	2	2	51.2	54	28	22	3	6	20	42	4	0
	Minors (4 yrs.)	12-6	3.81	151	1	0	0	4	8	184.1	170	87	78	13	11	72	150	16	1
	MAJORS (1 yr.)	0-1	9.00	9	0	0	0	0	0	11.0	11	12	11	3	2	7	8	0	0



JONATHAN DAVIS

OUTFIELDER

49

HEIGHT	WEIGHT	B/T	DOB	BORN	MLB DEBUT
5'8"	190	R/R	MAY 12, 1992	CAMDEN, AR	SEPTEMBER 5, 2018 VS. TB

NON-ROSTER INVITEE

ACQUIRED FROM DETROIT IN EXCHANGE FOR OF BRADY ALLEN ON 5/22/23

CONTRACT STATUS SIGNED THROUGH 2024

2023

- Played in 34 games for Miami after being acquired from Detroit in exchange for Minor League OF Brady Allen on May 22.
- The Marlins went 25-9 in the 34 games Davis played in, including a 20-7 mark in games he started.
- On July 4 vs. STL, Davis exited the game in the fifth inning due to injury. Was diagnosed with a right knee sprain. Underwent surgery that week and missed the remainder of the season (74 games). Was moved to the 60-day IL on July 10.
- Made 25 starts in center field (231.0 innings), two starts in right field (13.0 innings), and played 1.0 inning in left field.
- Recorded a career-high 3 RBI on June 3, 2023 vs. OAK.
- Slashed .244/.307/.378 and set career highs with his 22 runs scored, 22 hits, four doubles, one triple, and 10 RBI.
- In his first start with the Marlins on May 24 at COL, went 3x4 with two runs scored, one home run, and one RBI. Became just the eighth player in club history to record at least 3 hits in first start as a Marlin, and the first since JB Shuck in 2018.
- His back-to-back three-hit games were the first two of his career. Had previously collected two hits in six games.
- His first career triple came on May 25 at COL, as part of a 3x3 effort with two walks.
- Made Marlins debut as a pinch runner on May 24 at COL.

2022

- Split the 2022 season between Triple-A Nashville and Milwaukee.
- On the injured list from April 14-28.
- Hit .301/.423/.422 with four doubles, two home runs, and 10 RBI in 21 games with Nashville in May.
- Reached base three times in his season debut with the Brewers on June 18 at CIN, going 2x4 with a walk.
- Won MLB's Electric Play of the Week for the week ending July 3, making a diving catch in center field at Tampa Bay. Marked the third time in his career he has won the award.
- Sidelined from Aug. 27-Sept. 25 with right elbow inflammation.

2021

- Began the 2021 season in the Blue Jays organization before being claimed off waivers by the Yankees on Aug. 3.
- Made an Opening Day roster at the Major League level for the first time in his career.
- Scored a pair of runs and went 1x1 in his Yankees debut on Aug. 4 vs. BAL.

2020

- Played in 13 games with Toronto during the shortened 2020 season.
- Sidelined from June 30-August 2.

2020 (CONT.)

- Homered in his first at-bat of the season on Sept. 8 vs. NYY, a two-run shot. It was his first career go-ahead homer.
- Earned MLB's Electric Play of the Week for the week ending Sept. 27 after robbing a home run against the Orioles. Became the first AL Player to win the award twice.
- Was on Toronto's AL Wild Card roster, but did not play.



HITS	3 - 2x; last, 5/25/23 at COL
RUNS	2 - 13x; last, 7/2/23 at ATL
HOME RUNS	1 - 6x; last, 6/25/23 vs. PIT
RBI	3 - 6/3/23 vs. OAK
SB	1 - 19x; last, 6/1/23 vs. SD
HIT STREAK	6 G - 9/21/19-9/9/20
WALK-OFF HITS	None

2019

- Spent most of the 2019 season with Triple-A Buffalo, playing in 82 games with the Bisons.
- On the injured list from March 25-April 24 with a right ankle sprain.
- Hit his first Major League home run on May 27, a two-run shot off Hunter Wood.
- Won MLB's Electric Play of the Week for his catch on May 29 at TB.
- Hit a pair of home runs and drove in five on June 24 at Pawtucket. Also had a multi-homer game on July 23 at Charlotte.
- Recorded a 13-game hitting streak with Buffalo from Aug. 17-Sept. 2, going 15x51 with a double and nine RBI.
- Posted his first big league multi-hit game on Sept. 7 at TB.

2018

- Saw his first Major League action in 2018, appearing in 20 games with the Blue Jays.
- Named to the Eastern League Midseason and Postseason All-Star teams.
- Hit for the cycle with Double-A New Hampshire on June 26 vs. Portland, going 4x5 with a double, a triple, a home run, and three RBI.
- Played in 26 games with New Hampshire in June, batting .323/.405/.465 with nine doubles, a triple, a home run, and 11 RBI.
- Made his Major League debut on Sept. 5 vs. TB, starting at center field and going 0x3.
- Collected his first big league hit on Sept. 12 at BOS with a sixth inning single.
- Went 4x31 with a triple and two RBI in eight games with Leones del Escogido in the Dominican Winter League.
- Rated as the best defensive outfielder in the Blue Jays organization by *Baseball America* following the season.

FRONT OFFICE

FIELD STAFF

PLAYERS

CLUB HISTORY

SEASON IN REVIEW

OPPONENTS

GENERAL INFORMATION

2017

- Played in 128 games with Double-A New Hampshire in 2017.
- Ranked tied for second in the Eastern League with 75 runs scored, while he was third with 69 walks and tied for eighth with 20 stolen bases.
- Played for Peoria in the Arizona Fall League, hitting .295/.389/.410 with six doubles, a home run, and 13 RBI.

2016

- Spent the entire 2016 season with Single-A Dunedin, seeing time in 120 games.
- Named a Blue Jays Organization All-Star by MiLB.com.
- Ranked tied for second in the Florida State League with 33 stolen bases, while he was tied for third with 70 doubles, fourth with an .817 OPS, tied for fourth with eight doubles and 43 extra-base hits, fifth with a .376 on-base percentage, seventh with a .441 slugging percentage, eighth with 184 total bases, and tied for eighth with 14 home runs.
- Batted .322/.425/.563 with six doubles, five home runs, and 13 RBI in 23 games during June.
- Played in 14 games with Indios de Mayagüez in the Puerto Rican Winter League, batting .222 with a double, a triple, and an RBI.

PERSONAL/AMATEUR

- Full name is Jonathan Rayshad Davis.
- Attended the University of Central Arkansas, where he was named Southland Conference Freshman of the Year in 2011 after hitting .350 with five home runs and 30 RBI.
- Is only the second player from Camden Fairview High School to appear in the Major Leagues (also RHP Gary Wilson, six games with Houston during the 1979 season).

2015

- Limited to 60 games in 2015 due to four separate stints on the injured list.
- Sidelined from April 9-May 1 with a left shoulder strain.
- Hit .421/.484/.632 with four doubles, a triple, two home runs, and eight RBI in 15 games between Single-A Lansing and Single A Dunedin in May.
- On the injured list from May 26-June 4 with a neck injury.
- Sidelined from July 2-9 with a right thoracic spine contusion.
- On the injured list from Aug. 19-Sept. 24 with a left thumb sprain.

2014

- Played in 27 games with Single-A Vancouver, batting .216 (19x88) in 27 games.

2013

- Began his professional career in 2013 with Rookie League Bluefield in the Blue Jays Minor League system.



2024: Signed by Miami as a Minor League free agent on 1/2.

2023: Acquired by Miami from Detroit in exchange for OF Brady Allen on 5/22.

Signed by Detroit as a free agent on 1/30.

2021: Signed by Milwaukee as a free agent on 11/18.

Claimed off waivers by New York-AL from Toronto on 8/3.

2021: Selected by Toronto in the 15th round of the First-Year Player Draft on 6/8.



2023: Right knee sprain (May 23-End of season)

2022: Right elbow contusion (Aug. 27-Sept. 25)

2019: Right ankle sprain (March 25-April 24)



2022: MLB Play of the Week (July 3)

2020: MLB Play of the Week (Sept. 27)

2019: MLB Play of the Week (June 2)

2018: Eastern League Post-Season All-Star

Eastern league Mid-Season All-Star

2016: MiLB.com Organization All-Star (Toronto)

DAVIS' BATTING HISTORY

YEAR	CLUB	AVG.	G	AB	R	H	2B	3B	HR	RBI	SH	SF	HBP	BB	SO	SB	CS	OBP	SLG	OPS
2023	MIAMI	.244	34	90	22	22	4	1	2	10	2	2	2	7	29	1	2	.307	.378	.685
	Toledo	.258	36	124	21	32	9	4	5	20	0	1	1	14	32	5	2	.336	.516	.852
	Minors (10 yrs.)	.259	692	2463	442	637	143	34	61	288	34	26	87	319	594	138	43	.360	.419	.779
	MAJORS (6 yrs.)	.199	205	388	66	77	10	1	6	30	4	5	13	42	122	19	5	.295	.276	.570

CAREER FIELDING

POS	G	GS	INN	TC	PO	A	E	FLD%
CF	166	105	982.2	252	246	3	3	.988
LF	16	5	62.0	10	10	0	0	1.000
RF	10	7	59.0	10	10	0	0	1.000

HOME RUN BREAKDOWN

GRAND SLAMS	None
INSIDE-THE-PARK	None
LEADOFF	None
PINCH HIT	None
WALK-OFF	None
MULTI-HR	None



BRYAN DE LA CRUZ

OUTFIELDER

14

HEIGHT: 6'2" WEIGHT: 175 B/T: R/R DOB: DECEMBER 16, 1996 BORN: SANTO DOMINGO, DR MLB DEBUT: APRIL 11, 2021 AT NYM

ACQUIRED: FROM HOUSTON WITH RHP AUSTIN PRUITT IN EXCHANGE FOR RHP YIMI GARCÍA ON 7/28/21 CONTRACT STATUS: SIGNED THROUGH 2024

2023

- Finished his third season with the Marlins batting .257 (60x579) with 60 runs, 32 doubles, 19 home runs, 78 RBI, and a .715 OPS (.411 SLG/.304 OBP) in 153 games.
- Led the Marlins with a career-high 78 RBI. Was one of two players (Jorge Soler, 75) with 70+ RBI in 2023.
- Also set career highs in hits (149), doubles (32), home runs (19), and games (153).
- Held a team-high and career-high 14-game hitting streak from May 4-May 20. Went 20x55 (.364) during that span with five doubles, three home runs, nine RBI, and 1.015 OPS.
- Made 132 starts in left field (1159.1 innings), 10 starts in right field (98.0), and four starts in center field (42.0).
- Recorded four games with 4+ hits (career-high), and tied for the fifth-most in MLB and third-most in NL.
- Recorded a career-high four hits on May 22 at COL. Matched the milestone three more times on May 26 at LAA, July 9 vs. PHI, and Sept. 2 at WSH.
- Finished with 34 multi-hit games (second among Marlins, behind INF Luis Arraez, 55) and 20 multi-RBI games (second among Marlins, behind OF Jorge Soler, 21).
- Made his second career Opening Day roster.

2022

- Appeared in 115 games with Miami across three stints this season after making his first Opening Day roster.
- Hit .310 with .877 OPS in 42 games in the second half, following .209 and .610 marks in 73 games in the first half.
- Posted .805 OPS vs. RHP, with 11 home runs and 35 RBI. Posted .506 OPS with two home runs and 8 RBI against LHP.
- Made 34 starts at CF, 28 starts at RF, 23 starts at LF, and two at DH.
- Had a season-long nine-game hitting streak from Sept. 18-28, batting .514 over that span with seven doubles, three home runs, and 11 RBI.
- Hit safely in 20 of 25 games after being recalled for the final time on Sept. 1, with nine multi-hit games, six home runs, and 22 RBI.
- Posted a 1.142 OPS in 20 games in September with six multi-hit games, five home runs, 17 RBI, and a 1.112 OPS. In five games in October, had three multi-hit games, one home run, and five RBI. Among NL players with 80 at-bats or more in September/October, ranked 1st in OPS and average, 2nd in OBP, tied-5th in home runs, and 5th in RBI.
- His .388 average and .718 slugging pct. in Sept/Oct. up to that point each ranked 3rd in Club history.

2021

- Played in 58 games for the Marlins after being acquired from Houston with RHP Austin Pruitt on July 28, 2021, in exchange for RHP Yimi García. Hit .296 with five home runs, seven doubles, and 19 RBI.
- Had 55 hits in his first 50 career games, good for 7th-most in Marlins History.

2021 (CONT.)

- Made MLB debut on July 30 vs. NYY, going 0x4. MLB debut then changed to April 11 due to resumption of a previously suspended game vs. NYM (1x3; 1 RBI, 1 BB).
- Hit his first career grand slam on Aug. 13. Became the first Marlins rookie to hit a grand slam since Lewis Brinson in 2018.
- Recorded first career walk-off hit and RBI on Sept. 8 vs. NYM (RBI single off Edwin Díaz).
- Hit .384 (33x86) with four doubles, two home runs, and eight RBI in August (25 games). Tied with CHC's Frank Schwindel for most hits in August among all rookies.
- Ranked T-9th among all rookies with 57 hits after the All-Star break.



HITS	4 - 5x; last, 9/2/23 at WSH
RUNS	3 - 3x; last, 9/2/23 at WSH
HOME RUNS	1 - 37x; last, 9/10/23 at PHI
RBI	4 - 4x; last, 4/9/23 at NYM
SB	1 - 9x; last, 9/23/23 vs. MIL
HIT STREAK	14 G - 5/4-5/20/23
WALK-OFF HITS	1 - 9/8/21 vs. NYM

FRONT OFFICE

FIELD STAFF

PLAYERS

CLUB HISTORY

SEASON IN REVIEW

OPPONENTS

GENERAL INFORMATION

2020

- Did not play due to the COVID-19 pandemic.

2019

- Split time between Double-A Corpus Christi and Advanced-A Fayetteville. Batted .280 with 28 doubles and a .340 OBP in 105 total games.
- Hit .283 with four home runs and 24 RBI in 63 games for Corpus Christi. Hit .276 with four homers and 19 RBI in 41 games for Fayetteville.
- Split time between Single-A Quad Cities and Advanced-A Buies Creek, batting .289 in 119 total games. Named to the 2018 Midwest League Midseason All-Star Team while with Quad Cities.

2017

- Appeared at three levels of the Astros system in 2017; Double-A Corpus Christi (10 games), Single-A Quad Cities (10 games), and Short Season-A Tri-City (40 games). Combined to hit .244 with two home runs and 21 RBI.

2016

- Spent the season with Short Season-A Tri-City (16 games) and Rookie-level Greeneville (28 games). Combined to hit .239 with 3 home runs and 18 RBI.

2015

- Played in 44 games with the Rookie-level Gulf Coast League Astros Hit .242 in his first season in the United States.

2014

- Played 59 games for the Dominican Summer League Astros. Hit .262 with a home run and 22 RBI.



2021: Acquired by Miami from Houston with RHP Austin Pruitt in exchange for RHP Yimi Garcia on 7/28.

2013: Signed with Houston as an international free agent on 9/24



2018: Midwest League Mid-Season All-Star

PERSONAL/MISCELLANEOUS

- Full name is Bryan Starling De La Cruz. Signed with the Astros as a 16-year-old international free agent on Sept. 24, 2013.
- Has been told his celebrity look alike is NBA Star LeBron James, who he says is his favorite athlete because of the way he prepares for his season and in big moments.



@BRYAN_DELACRUZ14



@BDLC77

DE LA CRUZ'S BATTING HISTORY

YEAR	CLUB	AVG.	G	AB	R	H	2B	3B	HR	RBI	SH	SF	HBP	BB	SO	SB	CS	OBP	SLG	OPS
2023	MIAMI	.257	153	579	60	149	32	0	19	78	0	5	1	40	142	4	1	.304	.411	.715
	Minors (8 yrs.)	.277	510	1860	296	516	91	18	32	238	6	24	16	193	424	38	28	.346	.397	.743
	MAJORS (3 yrs.)	.263	326	1107	115	291	59	2	37	140	0	10	4	77	285	9	2	.311	.420	.731

POSTSEASON HISTORY

YEAR	CLUB/OPP	SERIES	AVG.	G	AB	R	H	2B	3B	HR	RBI	SH	SF	HBP	BB	SO	SB	CS	OBP	SLG	OPS
2023	MIA/PHI	NLWC	.167	2	6	0	1	0	0	0	1	0	0	0	1	0	0	0	.286	.167	.453
	Wild Card		.167	2	6	0	1	0	0	0	1	0	0	0	1	0	0	0	.286	.167	.453
	TOTALS		.167	2	6	0	1	0	0	0	1	0	0	0	1	0	0	0	.286	.167	.453

CAREER FIELDING

POS	G	GS	INN	TC	PO	A	E	FLD%
CF	66	57	506.2	125	118	4	3	.976
RF	64	47	451.1	101	95	2	4	.960
RF	55	34	311.0	71	68	2	1	.986

HOME RUN BREAKDOWN

GRAND SLAMS	2x - last, 9/19/22 vs. CHC
INSIDE-THE-PARK	None
LEADOFF	None
PINCH HIT	None
WALK-OFF	None
MULTI-HR	None





JOSE DEVERS

INFIELDER

58

HEIGHT
6'0"

WEIGHT
174

B/T
L/R

DOB
DECEMBER 7, 1999

BORN
SAMANA', DR

ACQUIRED ACQUIRED BY MIAMI, ALONG WITH INF STARLIN CASTRO AND RHP JORGE GUZMAN FROM NEW YORK-AL IN EXCHANGE FOR GIANCARLO STANTON ON 12/11/17

CONTRACT STATUS SIGNED THROUGH 2024

NON-ROSTER INVITEE

2023

- Spent the entire season at Double-A Pensacola, slashing .276/.352/.421/.773 (103x373) with 21 doubles, six triples, seven home runs, 46 RBI, and five stolen bases in 96 games.
- Had one stint on the 7-day Injured List in the Minors (Aug. 18-Sept. 28).
- Compiled two games with four hits last season, going 4x4 on May 30 at Biloxi and 4x5 on Aug. 2 vs. Biloxi. Had two hitting streaks of at least seven games (April 23-May 4 and July 28-Aug. 4).
- Hit .359 in the month of August, going 19x53 with four doubles, one triple, one home run, and 10 RBI.
- Named an MiLB.com Organization All-Star.
- Played for Gigantes del Cibao in the Dominican Winter League, batting .333 (3x9) in four games.

2022

- Batted .209 (50x239) with 34 runs, 10 doubles, four triples, four home runs, 28 RBI, and three stolen bases in 60 games between Double-A Pensacola and Single-A Jupiter.
- Began season with Single-A Jupiter and promoted after two games.

2021

- Entered the 2021 season as MLB.com's No. 10 Marlins prospect.
- Played in 21 games for the Marlins after making his MLB debut on April 24 in San Francisco. Following an 0x6 start over his first four games, he went 10x35 (.286) over next 17 games.
- Became the first Marlin 21 years and 138 days old-or-younger to make his MLB debut since June 2010, when Giancarlo Stanton debuted at 20 years and 212 days. Only Robert Andino (21.132), Luis Castillo (20.331), Giancarlo Stanton (20.212), Miguel Cabrera (20.063), and Edgar Renteria (19.277) debuted at a younger age.
- Per *Elias Sports Bureau*, only INF Luis Castillo (20.331) on Aug. 8, 1996 and Cameron Maybin (21.167) on Sept. 18, 2008 led off a game at a younger age for the Marlins.

PERSONAL INFORMATION

- Full name is Jose Rodolfo Devers.
- Cousin of Boston Red Sox infielder Rafael Devers. Both were on Major League rosters when Miami played in Boston from May 28-29, 2021.



2021: Right Shoulder Impingement (June 14-End of season)

2021 (CONT.)

- Recorded first career hit on May 2 at WSH, an infield single vs. Max Scherzer.
- Became the 3rd-youngest player to lead off a game with the Marlins.



HITS 2 - 3x; last, 6/10/21 vs. COL
RUNS 2 - 6/10/21 vs. COL
HOME RUNS None
RBI 2 - 6/4/21 at PIT
SB 1 - 9x; last, 9/23/23 vs. MIL
HIT STREAK 14 G - 5/4-5/20/23

2020

- Did not appear in a game in 2020 due to the COVID-19 pandemic, but was a part of the Marlins 60-man Player Pool in Jupiter.

2019

- Split time between Single-A Clinton and High-A Jupiter in 2019.
- Posted 16 multi-hit games, including five games of three-or-more hits across all 3 levels.
- Batting injuries for most of the season, played in only 47 games.
- In 33 games with Jupiter, hit .325 with 3 doubles, a triple, 3 RBI, and 5 stolen bases at the age of 19.
- Played for the Salt River Rafters in the Arizona Fall League, hitting .262 with 3 doubles and helping the team to an AFL Championship.

2018

- At just 18 years old, played 85 games for Single-A Greensboro in 2018 before being promoted to Jupiter in August, but was sidelined with a forearm strain after just two games.
- Hit .273 with 12 doubles, 4 triples, and 24 RBI with Greensboro.

2017

- Made his debut in the United State at the age of 17 in 2017.
- Played 42 games for the GCL Yankees, hitting .246 with 7 doubles, 3 triples, and a home run. Played 11 games for the DSL Yankees in 2017, hitting .239 with 2 doubles, a triple, and 7 RBI.



2017: Acquired by Miami with INF Starlin Castro and RHP Jorge Guzman from New York-AL in exchange for Giancarlo Stanton on 12/11.

2016: Signed with New York-AL as an international free agent on 7/2.



2023: MiLB.com Organization All-Star (Miami)

2019: Florida State League Midseason All-Star
Florida State League Midseason All-Star

2018: MiLB.com Organization All-Star (Miami)

South Atlantic League Midseason All-Star

DEVERS' BATTING HISTORY

YEAR	CLUB	AVG.	G	AB	R	H	2B	3B	HR	RBI	SH	SF	HBP	BB	SO	SB	CS	OBP	SLG	OPS
2023	Pensacola (AA)	.276	96	373	61	103	21	6	7	46	2	1	8	36	62	5	2	.352	.421	.773
	Minors (6 yrs.)	.264	355	1357	192	358	61	20	10	126	9	7	32	99	228	45	12	.327	.360	.688
MAJORS (1 yrs.)		.244	21	41	7	10	3	0	0	5	0	1	1	3	11	0	0	.304	.317	.621

FRONT OFFICE

FIELD STAFF

PLAYERS

CLUB HISTORY

SEASON IN REVIEW

OPPONENTS

GENERAL INFORMATION



XAVIER EDWARDS

INFIELDER / OUTFIELDER

63

HEIGHT: 5'10" | WEIGHT: 175 | B/T: S/R | DOB: AUGUST 9, 1999 | BORN: MINEOLA, NY | MLB DEBUT: MAY 2, 2023 VS. ATL

ACQUIRED: ACQUIRED FROM TAMPA BAY WITH JT CHARGOIS IN EXCHANGE FOR RHP MARCUS JOHNSON AND RHP SANTIAGO SUÁREZ ON 11/15/2022 | CONTRACT STATUS: SIGNED THROUGH 2024

FRONT OFFICE

FIELD STAFF

PLAYERS

CLUB HISTORY

SEASON IN REVIEW

OPPONENTS

GENERAL INFORMATION

2023

- Played in 30 games with the Marlins across three stints during his first year in the Majors, batting .295 (23x78) with three doubles, three RBI, and a .329 OBP.
- Appeared in 24 games at second base and four games in center field, combining for a 1.000 fielding pct. at the Major League level.
- In the Minors, split time between second base (three errors in 386.2 innings), third base (zero errors in 104.0 innings), shortstop (one error in 34.0 innings), and center field (0 errors in 249.0 innings).
- Recorded back-to-back games with multiple hits and multiple stolen bases on Sept. 24 vs. MIL and Sept. 27 at NYM, joining Dee Strange-Gordon in 2016 and Luis Castillo in 2001 as the only players in club history to do so. Went 5x8 with four stolen bases in this span.
- Earned his final call up when rosters expanded to 28 players in September, hitting .264 with eight runs scored, two doubles, and one RBI in 20 games played through the end of the season.
- Made his Postseason debut as a pinch hitter in the 9th inning on Oct. 4 at PHI (NLWCS Game 2) and recorded a hit in his only at bat and scored a run.
- Was optioned back to Triple-A on May 7, where he hit .348 in six games before being recalled again on May 16. Slashed .467/.467/.533 with a 1.000 OPS in six games before being optioned on May 30.
- Started the season with Triple-A Jacksonville before being recalled on May 2, making his MLB debut that night with a pinch-hit at bat in the 9th inning. Recorded his first career hit on May 3 vs. ATL with a single in the seventh inning off Dylan Lee.
- In 93 games at Triple-A Jacksonville during his first season in the organization, led the International League with his .351 AVG and collected 130 hits, including 14 doubles, two triples, seven home runs, and 47 RBI with 52 walks and 30 strikeouts.
- His .351 AVG marked the best in Jacksonville's Triple-A/Double-A Minor League history (min. 378 plate appearances), and his .429 OBP ranked 2nd.
- Was named the 2023 Triple-A Jacksonville Most Valuable Player.
- Stole 32 bases in 36 attempts at Triple-A (88%).
- Set professional career highs with his .351 AVG and .886 OPS, with his 130 hits ranking 2nd. Ranked 2nd in AVG among all Minor League full season leagues.
- Recorded a career-high six hits on Aug. 5 at Memphis with five singles and one home run, going 6x6 in the first six-hit game by any Marlins Minor League player since Carlos López on May 24, 2014 with Low-A Greensboro.
- His six-hit effort also marked the most hits by any Jacksonville hitter since at least 2005, and was one of four six-hit games in Triple-A during the 2023 season.

2022

- Acquired by Miami from the Tampa Bay Rays alongside RHP JT Chargois on Nov. 15. Entered as Miami's No. 16 prospect by *MLB Pipeline*. Was ranked No. 4 overall in the Rays' system. The No. 10 2B prospect in the league.
- Played in 93 games for the Triple-A Durham Bulls in 2022, slashing .246/.328/.350 with five home runs, 19 doubles, 33 RBI, and 48 runs scored.
- His five home runs marked the first home run hit by Edwards since June 27, 2019.
- Made 49 starts at second base (.978 fielding pct.), 19 at third base (.981 fielding pct.), and 20 at shortstop (.972 fielding pct.).
- Accrued the most innings in the Minors at second base (1683.0), then shortstop (695.1), and then third base (346.2).



HITS	3 - 9/24/23 vs. MIL
RUNS	1 - 12x; last, 9/27/23(2) at NYM
HOME RUNS	None
RBI	1 - 3x; last, 9/13/23 at MIL
SB	2 - 2x; last, 9/27/23(2) at NYM
HIT STREAK	4 G - 9/12-9/15/23
WALK-OFF HITS	None

2021

- Hit .302 in his first season at Double-A, and his first season in the Rays organization after being acquired via trade from the Padres in December of 2019.
- Played in 81 games for Double-A Montgomery, with 13 doubles, three triples, 27 RBI, 36 walks, and 42 strikeouts.
- Recorded 19 stolen bases. Was caught 11 times.
- Made the American League Futures Game roster.

2020

- Did not play due to the COVID-19 pandemic, but spent time at the Rays Alternate Training Site.

2019

- Split his season between Single-A Fort Wayne and High-A Lake Elsinore, combining to hit .322 with a .771 OPS in 123 games.
- Hit 18 doubles, eight triples, one home run, and 43 RBI. Recorded 34 stolen bases in 45 attempts.
- Named by MiLB.com as an Organizational All-Star with San Diego.

2018

- Made his professional debut with the Rookie-level Padres on June 19 after being selected by San Diego 38th overall in the 2018 First-Year Player Draft. In 21 games, hit .384 (28x73) with four doubles, 11 RBI, and 12 stolen bases.
- Earned the promotion to Low-A Tri-City and went 27x86 (.314) with four doubles, five RBI, and 10 stolen bases in 24 games.
- Combined to walk 31 times and strike out 25 times.



PERSONAL/MISCELLANEOUS

- Full name is Xavier James Edwards.
- Born on Long Island, N.Y. Moved to South Florida when he was younger.
- Originally selected by San Diego in the 1st round (Competitive Balance Round A in the 2018 First-Year Player Draft out of North Broward Prep School in Coconut Creek, Fla.
- Held the fifth annual “XE9” Camp this past December at his old school, where his main goal is to give back to the community and help young athletes develop their baseball skills.
- Considers his two hidden talents his skill in the video game “Apex Legends” and popular outdoor game of pickleball.



2022: Acquired by Miami from Tampa Bay with JT Chargois in exchange for RHP Marcus Johnson and RHP Santiago Suarez on 11/15.

2019: Acquired by Tampa Bay from San Diego with OF Hunter Renfroe and a Player to Be Named Later in exchange for OF Tommy Pham and INF Jake Cronenworth.

2018: Selected by San Diego 38th overall (Competitive Balance Round A) in the 2018 First Year Player Draft.



2023: Triple-A Jacksonville Most Valuable Player

2021: Southern League Postseason All-Star

2019: Midwest League Mid-Season All-Star

Midwest League Postseason All-Star

Baseball America Low-A All-Star

MiLB.com Organizational All-Star (San Diego)

EDWARDS' BATTING HISTORY

YEAR	CLUB	AVG.	G	AB	R	H	2B	3B	HR	RBI	SH	SF	HBP	BB	SO	SB	CS	OBP	SLG	OPS
2023	MIAMI	.295	30	78	12	23	3	0	0	3	2	0	1	3	14	5	0	.329	.333	.662
	Minors (5 yrs.)	.312	433	1672	284	521	72	15	13	166	26	16	6	206	226	114	31	.386	.396	.782
	MAJORS (1 yr.)	.295	30	78	12	23	3	0	0	3	2	0	1	3	14	5	0	.329	.333	.662

POSTSEASON HISTORY

YEAR	CLUB/OPP	SERIES	AVG.	G	AB	R	H	2B	3B	HR	RBI	SH	SF	HBP	BB	SO	SB	CS	OBP	SLG	OPS
2023	MIA/PHI	NLWC	1.000	1	1	1	1	0	0	0	0	0	0	0	0	0	0	0	1.000	1.000	2.000
	Wild Card		1.000	1	1	1	1	0	0	0	0	0	0	0	0	0	0	0	1.000	1.000	2.000
	TOTALS		1.000	1	1	1	1	0	0	0	0	0	0	0	0	0	0	0	1.000	1.000	2.000

CAREER FIELDING

POS	G	GS	INN	TC	PO	A	E	FLD%
2B	24	17	159.1	59	24	35	0	1.000
CF	4	3	21.0	1	1	0	0	1.000

HOME RUN BREAKDOWN

GRAND SLAMS	1 - 6/19/22 at NYM
INSIDE-THE-PARK	None
LEADOFF	None
PINCH HIT	None
WALK-OFF	None
MULTI-HR	None

FRONT OFFICE

FIELD STAFF

PLAYERS

CLUB HISTORY

SEASON IN REVIEW

OPPONENTS

GENERAL INFORMATION



KENT EMANUEL

LEFT-HANDED PITCHER

74

HEIGHT: 6'4" WEIGHT: 225 B/T: L/L DOB: JUNE 4, 1992 BORN: WOODSTOCK, GA MLB DEBUT: APRIL 24, 2021 VS. LAA

ACQUIRED: SIGNED BY MIAMI AS A MINOR LEAGUE FREE AGENT ON 2/8/24

CONTRACT STATUS: SIGNED THROUGH 2024

NON-ROSTER INVITEE

FRONT OFFICE

2023

- Was signed by Pittsburgh as a Minor League free agent on Feb. 10 and spent the entire season with Triple-A Indianapolis. He made one rehab assignment pitching appearance at Double-A Bradenton.
- Went 7-5 with a 6.19 ERA (58 ER/84.1 IP) in 20 games (13 starts) with Triple-A Indianapolis.
- Compiled a 3-0 record with a 4.85 ERA (16 ER/29.2 IP) in six starts from June 21-July 21.

FIELD STAFF

2022

- Made 13 starts at three levels within the Phillies Minor League system after being claimed off waivers from Houston on Nov. 7, 2021.
- Pitched at Single-A Clearwater (two starts), Double-A Reading (one start) before spending the majority of the campaign with Triple-A Lehigh Valley (10 starts).
- Went 2-2 with a 2.37 ERA (13 ER/49.1 IP), along with six walks against 44 strikeouts, in those 10 starts with the IronPigs.
- Lasted at least 4.0 innings in nine of the 10 starts at Triple A.

PLAYERS

2021

- Had his contract selected by Houston and made his Major League debut on April 24 vs. LAA. Tossed 8.2 relief innings after starter Jake Odorizzi was removed from the game (8.2 IP, 5 H, 2 R/ER, 5 SO).
- Went 1-0 with a 2.55 ERA in the Majors before an injury cut his season short. He was placed on the 10-day Injured List with left elbow soreness on May 28 and was moved to the 60-day IL on June 23.

CLUB HISTORY

2020

- Did not play due to the COVID-19 pandemic.

SEASON IN REVIEW

2019

- Spent the entire season at Triple-A Round Rock, going 8-2, one save, with a 3.90 ERA (44 ER/101.2 IP) over 28 games (seven starts).
- Pitched with the Tigres del Licey in the Dominican Winter League, going 1-0 with a 1.46 ERA (2 ER/12.1 IP) in seven relief appearances.

OPPONENTS

2018

- Made all 31 appearances (10 starts) at Triple-A Fresno, going 5-4 with one save and a 5.59 ERA (52 ER/83.2 IP).

GENERAL INFORMATION

2017

- Started the season at Double-A Corpus Christi (16 games) and was promoted to Triple-A Fresno (nine games) on July 15.
- Went 6-7 with a 5.72 ERA (74 ER/116.1 IP) at both levels combined.

2016

- Pitched the entire season at Double-A Corpus Christi (17 games, 16 starts).
- Went 6-4 with a 5.23 ERA (48 ER/82.2 IP), along with 20 walks against 58 strikeouts.



INNINGS PITCHED
STRIKEOUTS
SCORELESS IP
WIN STREAK
LOSS STREAK

8.2 - 4/24/21 vs. LAA
5 - 4/24/21 vs. LAA
9.0 - 4/24-5/7/21
None
None

2015

- Spent the majority of the season on the Injured List, only making four appearances (two starts) at Double-A Corpus Christi. Compiled a 1-1 record with a 3.68 ERA (6 ER/14.2 IP) in those four games.

2014

- Pitched at two levels in the Astros system, debuting at Single-A Quad Cities and later being promoted to High-A Lancaster.
- Spent the majority of the season at High-A Lancaster, compiling a 9-5 record with a 4.59 ERA (52 ER/102.0 IP).

2013

- Made his professional debut with the Rookie League GCL Astros, making four starts and not allowing a run in 9.0 IP, along with eight strikeouts.

PERSONAL/MISCELLANEOUS

- Full name is Kent Jeffrey Emanuel.
- Played college baseball at the University of North Carolina. Was named a Louisville Slugger Third Team All-America in 2012, appearing in 17 games (16 starts) and posting an 8-4 record with a 1.96 ERA. Struck out a team-high 100 and walked 23 batters.



2024: Signed by Miami to a Minor League contract on 2/8.

2023: Signed by Pittsburgh to a Minor League contract on 2/10.

2021: Claimed off waivers by Philadelphia from Houston on 11/7.

2013: Selected by Houston in the 3rd round of the First-Year Player Draft.



2022: Left elbow impingement (March 20-July 8)

2021: Left elbow soreness (May 28-End of season)

2019: Temporary Inactive List (May 31-June 3)



2019: Pacific Coast League Pitcher of the Week (Sept. 2)

EMANUEL'S PITCHING HISTORY

YEAR	CLUB	W-L	ERA	G	GS	CG	SHO	SV	SVO	IP	H	R	ER	HR	HB	BB	SO	WP	BK
2023	Indianapolis (AAA)	7-5	6.19	20	13	0	0	0		84.1	110	59	58	13	5	22	76	0	0
	Bradenton (A)	0-0	0.00	1	0	0	0	0		1.0	0	0	0	0	0	0	2	0	0
	Minors (9 yrs.)	44-33	4.76	170	102	19	0	6		675.1	795	390	357	74	22	166	552	10	0
	MAJORS (1 yr.)	1-0	2.55	10	0	0	0	0	0	17.2	12	5	5	4	1	4	13	0	0



CALVIN FAUCHER

RIGHT-HANDED PITCHER

53

HEIGHT: 6'1" WEIGHT: 190 B/T: R/R DOB: SEPTEMBER 22, 1995 BORN: CHULA VISTA, CA MLB DEBUT: MAY 9, 2022 VS. LAA

ACQUIRED FROM TAMPA BAY WITH INF VIDAL BRUJÁN IN EXCHANGE FOR MINOR LEAGUE INF ERICK LARA, RHP ANDREW LINDSEY, AND A PTBNL OR CASH

CONTRACT STATUS SIGNED THROUGH 2024

2023

- Made 17 appearances (four starts) spanning three stints with the Rays. Was with the Rays from Opening Day-April 30, May 25-June 27, and July 19-30.
- Was on the injured list twice, first from June 7-27 with right elbow inflammation. Was placed on the 7-day IL on Aug. 14 by Triple-A Durham before being recalled by the Rays on Sept. 23 and subsequently placed on the 60-day IL with right bicep tendinitis to clear a 40-man roster spot for Raimel Tapia.
- Started four games, going 0-1 with a 7.88 ERA (7 ER/8.0 IP) in those contests. The Rays were 2-2 in his starts, all of which came in April. He went 1-0 with a 6.62 ERA (13 ER/17.2 IP) in his 13 relief appearances.
- Recorded 2.0 innings or more in seven of his 17 games.
- Allowed at least one run in seven of his first eight appearances before being optioned on April 30, pitching to a 6.43 ERA (10 ER/14.0 IP) in that span.
- Went 1-0 with a 2.25 ERA (2 ER/8.0 IP,) over seven games spanning two stints with the Rays from May 25-July 22. Yielded eight earned runs in 3.2 innings over his final two appearances of the season.
- On April 15 at TOR, recorded a career-high 2.2 innings pitched in his first career start, but the Rays fell to the Blue Jays, 5-2. The defeat halted the Rays modern era-record-tying 13-game winning streak to open the season.
- On June 3 at BOS (G2), earned his lone win of the season with a scoreless 8th inning, stranding a pair of baserunners.
- On July 29 at HOU, threw a career-high 53 pitches in relief while allowing career highs in runs (six) and hits (seven) in what proved to be his final Major League appearance of the season. Was optioned to Durham the following day.
- Allowed only 1 ER in 8.2 IP (1.04 ERA) over eight games with Triple-A Durham. Recorded multiple strikeouts in five of those eight outings.

2022

- Made 22 appearances spanning five stints with the Rays, his first career Major League action. Was with the Rays for one day on May 9, June 3-4, June 9-July 9, Aug. 31-Sept. 11, and Sept. 23-28.
- After allowing five runs in his Major League debut, pitched to a 3.54 ERA (8 ER/20.1 IP) in his last 21 appearances from June 3-Sept. 28. Yielded one run (zero earned runs) in three appearances spanning four innings pitched during final stint.
- On May 9 at LAA, made his Major League debut and pitched the 7th inning. His first five batters faced reached and scored, going single, walk, single. The first run allowed in his career came on a bases-loaded walk to Mike Trout and the next four came on a grand slam by Shohei Ohtani. Marked the third time a pitcher making his ML debut allowed a grand slam to a reigning MVP, joining PHI's Zach Eflin on June 14, 2016 at TOR (Josh Donaldson) and STL's Walter Brown on May 16, 1947 at BOS (Ted Williams).
- Earned first career win on June 18 at BAL, pitching a perfect 8th inning. Came one night after taking his first career loss.

2022 (CONT.)

- Recorded first-career save on Sept. 27 at CLE, pitching the 11th inning.
- Made 34 appearances (four starts) with Triple-A Durham. Went 1-0 with a 2.18 ERA (5 ER/20.2 IP) in 18 appearances (two starts) from July 12 through the end of the season.
- Was the winning pitcher in Durham's 13-0 win over Nashville in the International League Championship Game. Entered with a 8-0 lead and pitched the 4th and 5th innings. retiring all six batters faced with five strikeouts.
- Ranked by *Baseball America* as the No. 26 prospect in the Rays system following the season. The publication also tabbed him as having the Best Curveball in the organization for a second consecutive year.



INNINGS PITCHED	2.2 - 4/15/23 at TOR
STRIKEOUTS	3 - 4x; last, 7/26/23 vs. MIA
SCORELESS IP	3.2 - 6/30-7/6/22
WIN STREAK	None
LOSS STREAK	2 G - 6/29-7/9/22

FRONT OFFICE

FIELD STAFF

2021

- Spent the entire season in the minors with the Twins and Rays organizations after being acquired in the Nelson Cruz trade on July 22.
- Assigned to Double-A Montgomery after the trade and promoted to Triple-A Durham on July 30. Went 0-0 with a 1.44 ERA (4 ER/25.0 IP) and 30 strikeouts in 13 appearances (three starts) between the two levels.
- Pitched for Double-A Wichita prior to the trade and went 1-1 with a 7.04 ERA (24 ER/30.2 IP).
- Totalled a career-high 72 strikeouts between three teams.
- Ranked by *Baseball America* as the the No. 24 prospect in the Rays system following the season.

PLAYERS

CLUB HISTORY

2020

- Was not part of the Twins 60-man player pool and did not play following the cancellation of the Minor League season.

SEASON IN REVIEW

2019

- Made 34 appearances for Class-A Fort Myers. Missed two weeks with a left ankle sprain.
- Named the Fort Myers recipient of the Harmon Killebrew Award for outstanding Minor League community service.

OPPONENTS

2018

- Split the season between Class-A Cedar Rapids and Fort Myers and went 4-4 with a 4.09 ERA (30 ER/66.0 IP) in 36 appearances.

2017

- Began his professional career with Rookie-level Elizabethton but was limited to five appearances due to right shoulder bursitis.

GENERAL INFORMATION

PERSONAL/MISCELLANEOUS

- Full name is Calvin Louis Faucher (FOE-shay).
- Selected by the Twins in the 10th round of the 2017 Amateur Draft out of the University of California, Irvine. Spent two seasons there and totaled 20 saves and 92 SO in 65.0 IP after transferring from Southwestern Junior College.
- Won the Cape Cod League championship with Yarmouth-Dennis in 2016 after going 3-1 with a 3.57 ERA (7 ER/ 17.2 IP) in 16 appearances.



@CALVINFOSHO



2023: Acquired by Miami with INF Vidal Bruján from Tampa Bay in exchange for Minor League INF Erick Lara, RHP Andrew Lindsey, and a PTBNL or cash considerations.

2022: Acquired by Tampa Bay with DH Nelson Cruz from Minnesota in exchange for RHPs Joe Ryan Drew Strotman on 7/22.

2017: Selected by Minnesota in the 10th round of the First-Year Player Draft.



2023: Right elbow inflammation (June 7-27)
Right biceps tendinitis (Sept. 23-End of season)

FAUCHER'S PITCHING HISTORY

YEAR	CLUB	W-L	ERA	G	GS	CG	SHO	SV	SVO	IP	H	R	ER	HR	HB	BB	SO	WP	BK
2023	TAMPA BAY	1-1	7.01	17	4	0	0	0	0	25.2	31	20	20	4	1	12	25	4	0
	Durham (AAA)	0-1	1.04	8	1	0	0	0	0	8.2	6	2	1	0	0	7	13	2	0
	Minors (6 yrs.)	14-11	3.95	150	8	0	0	9	20	236.2	238	122	104	22	2	121	273	27	2
	MAJORS (4 yrs.)	3-4	6.32	39	4	0	0	1	2	47.0	57	36	33	8	2	22	46	6	0

FRONT OFFICE

FIELD STAFF

PLAYERS

CLUB HISTORY

SEASON IN REVIEW

OPPONENTS

GENERAL INFORMATION



NICK FORTES

CATCHER

4

HEIGHT 5'11" WEIGHT 198 B/T R/R DOB NOVEMBER 11, 1996 BORN DELAND, FL MLB DEBUT SEPTEMBER 18, 2021 VS. PIT

ACQUIRED SELECTED BY MIAMI IN THE FOURTH ROUND OF THE 2018 FIRST-YEAR PLAYER DRAFT

CONTRACT STATUS SIGNED THROUGH 2024

2023

- Finished his third season with the Marlins batting .204 (60x294) with 33 runs, 10 doubles, six home runs, 26 RBI, and a .562 OPS (.299 SLG/.263 OBP) in 108 games.
- Recorded career highs in hits (60), doubles (10), RBI (26), and games played (108).
- Posted a 16% caught stealing percentage (14 CS, 72 SB) in 85 starts at catcher (108 G).
- Hit for a .165 AVG (36x218) with a .460 OPS vs. RHP, and batted .316 (24x76) and .854 OPS vs. LHP.
- Recorded a career-high four hits on Sept. 17 vs. ATL. Also scored a career-high four runs in the same game. Had 12 multi-hit games.
- Held a career-high five-game hitting streak from April 27-May 4. Went 6x16 (.375) during span with a .819 OPS.
- Recorded his second-career walk-off hit on May 31 vs. SD. Was part of a two-run 9th inning rally that began with a leadoff walk by INF Yuli Gurriel, followed by INF Joey Wendle's sac-bunt and then INF Jean Segura's RBI-single to score Gurriel from first base.
- Made postseason debut in Game 1 at PHI in the NLWCS. Went 0x2 with a strikeout.
- Made his first career Opening Day roster.

2022

- Appeared in a career-high 72 games with Miami following opening the season with Triple-A Jacksonville and hit .230 with a .696 OPS.
- Posted .851 OPS in 37 home games with six home runs and 15 RBI, compared to .532 OPS with three home runs and nine RBI in 35 road games.
- Was recalled on May 27 and posted a .917 OPS in June, batting .263 with three home runs and eight RBI in 13 games.
- Recorded first-career multi-home run game on Aug. 16 vs. SD (two HR off Sean Manaea).
- Hit first-career walk-off home run on June 26 vs. NYM off Adam Ottavino. Was Miami's lone walk-off homer of 2022.
- Made 48 starts at catcher and 11 at designated hitter. Hit all nine of his home runs as catcher, going 47x170 (.277 AVG) and a .710 OPS.
- In 28 games with Triple-A Jacksonville, posted a .257 average, .342 on-base pct., and .381 slugging pct. with three home runs and 13 RBI.



2018: Selected in the fourth round of the First-Year Player Draft.



2021: MiLB Organizational All-Star



@NICKFORTES



@NICKFORTES7

2021

- Played in 14 games for Miami in 2021, hitting .290 with four home runs and seven RBI.
- Made MLB debut on Sept. 18 vs. PIT. Became eighth player in Club history to hit a home run in debut. Had a home run in each of first two career starts, becoming first player in Club history to do so. Became first player in Club history to hit a home run in three of first five Major League games.
- Opened 2021 season with Double-A Pensacola, batting .251 with a .697 OPS.
- Posted .237 AVG and .700 OPS, with four home runs and 21 RBI in 38 games with Triple-A Jacksonville.



HITS	4 - 9/17/23 vs. ATL
RUNS	4 - 9/17/23 vs. ATL
HOME RUNS	2 - 8/16/22 vs. SD
RBI	4 - 6/7/22 vs. WSH
SB	1 - 10x; last, 9/10/23 at PHI
HIT STREAK	5 G - 4/27-5/4/23
WALK-OFF HITS	1 - 8/2/23 vs. PHI

FRONT OFFICE

FIELD STAFF

2020

- Did not play due to the COVID-19 pandemic.

2019

- Spent all of 2019 at Advanced-A Jupiter playing in 76 games. Hit .217 with three home runs and 29 RBI. Added 11 doubles and two triples.

2018

- Limited to just 19 total games across three levels. Played 11 games for the GCL Marlins, three games for Short Season-A Batavia, and five games for Single-A.

PLAYERS

CLUB HISTORY

PERSONAL/MISCELLANEOUS

- Full name is Nicholas Fortes.
- As a junior in 2018, started all 65 games (46 at catcher, 16 at first base, and 3 in right field). Hit .319 with 11 home runs, 12 doubles, .519 slugging percentage, scored 56 runs, and drove in 49.
- Had four multi-hit games in SEC Tournament, including 4x4 effort with two runs scored in Championship Game against LSU, becoming just the third player in history with four or more hits in the SEC Tournament Championship Game.
- Earned SEC Tournament MVP and All-Tournament Team honors.
- Attended Deland High School where he lettered four years.
- Posted a .385 AVG with two homers and 32 RBI as a senior, collecting 2015 Second-Team All-American and First Team All-Region honors by Perfect Game.
- 2x Bright House Networks Player of the Year and Florida Athletic Coaches Association (FACA) All-Star.
- Hit .512 as a junior with six home runs and 40 RBI, earning Perfect Game Underclass First Team All-American accolades.
- Named The Daytona Beach News-Journal Player of the Year and the FACA Player of the Year in 2014.

SEASON IN REVIEW

OPPONENTS

GENERAL INFORMATION

FORTES' BATTING HISTORY

YEAR	CLUB	AVG.	G	AB	R	H	2B	3B	HR	RBI	SH	SF	HBP	BB	SO	SB	CS	OBP	SLG	OPS
2023	MIAMI	.204	108	294	33	60	10	0	6	26	3	2	7	17	59	4	2	.263	.299	.562
	Minors (4 yrs.)	.236	218	760	84	179	34	3	13	97	0	11	22	79	125	7	3	.321	.339	.660
	MAJORS (2 yrs.)	.220	194	542	80	119	16	1	19	57	3	2	12	38	112	10	5	.285	.358	.643

POSTSEASON HISTORY

YEAR	CLUB/OPP	SERIES	AVG.	G	AB	R	H	2B	3B	HR	RBI	SH	SF	HBP	BB	SO	SB	CS	OBP	SLG	OPS
2023	MIA/PHI	NLWC	.000	1	2	0	0	0	0	0	0	0	0	0	0	1	0	0	.000	.000	.000
	Wild Card		.000	1	2	0	0	0	0	0	0	0	0	0	0	1	0	0	.000	.000	.000
	TOTALS		.000	1	2	0	0	0	0	0	0	0	0	0	0	1	0	0	.000	.000	.000

CAREER FIELDING

POS	G	GS	INN	TC	PO	A	E	FLD%
C	170	137	1259.0	1413	1340	60	13	.991
1B	1	0	1.0	2	2	0	0	1.000

CAREER IN-DEPTH CATCHING

POS	SB	CCS	CS%	PB
C	103	26	.202	6

HOME RUN BREAKDOWN

GRAND SLAMS	None
INSIDE-THE-PARK	None
LEADOFF	None
PINCH HIT	1 - 9/22/21 vs. WSH
WALK-OFF	1 - 6/27/22 vs. NYM
MULTI-HR	1 - 8/16/22 vs. SD



FRONT OFFICE

FIELD STAFF

PLAYERS

CLUB HISTORY

SEASON IN REVIEW

OPPONENTS

GENERAL INFORMATION



AVISAIL GARCÍA

OUTFIELDER

24

HEIGHT	WEIGHT	B/T	DOB	BORN	MLB DEBUT
6'4"	250	R/R	JUNE 12, 1991	ANACO, VEN	AUGUST 3, 2012 VS. CHW

ACQUIRED	SIGNED AS A FREE AGENT ON 12/1/21	CONTRACT STATUS	SIGNED THROUGH 2025, OPTION FOR '26
----------	-----------------------------------	-----------------	-------------------------------------

2023

- Played in 37 games with Miami in 2023 in the second year of his four-year contract after signing as a Major League free agent in December 2021.
- Batted .185 with three doubles, one triple, three home runs, and 12 RBI. Walked six times against 39 strikeouts in 118 plate appearances.
- Missed a combined 112 games across two stints on the Injured List: 78 games with left back tightness from April 29-July 30 and 34 games with a left hamstring strain from Aug. 23 until the end of the season.
- Tripled in his first game back on July 30, marking his 17th-career triple and first since Sept. 5, 2019 vs. TOR (with TB).
- Had back-to-back multi-hit games in his return from the IL on July 30 and Aug. 1, combining to go 4x8 with one triple and two RBI.
- His season-long hitting streak spanned six games with four before he went on the IL (April 25-28), and two games on July 30-Aug. 1.
- Went 2x4 with one triple and one RBI in his first game back in over three months on July 30 vs. DET.
- Went 1x7 with one RBI and six strikeouts as a pinch hitter.
- Was hitless in 22 of 37 games played. Had five multi-hit games.
- Made his 10th career Opening Day roster.

2022

- Signed as a free agent with Miami to a three-year contract prior to the 2022 season.
- Hit nine doubles, eight home runs, and drove in 35 runs with 17 walks and 109 strikeouts in 98 games played. Missed 43 games across three stints on the Injured list.
- Hit first career grand slam on Sept. 29 at MIL in his 1,045th career game. Had 134 career home runs prior.
- 23 of his 35 RBI came with two outs.
- Posted a .274 AVG and .748 OPS in June (22 games) with three home runs, 13 RBI, and four walks. Had two three-hit games (June 1 at COL and June 7 vs. WSH).
- Hit a go-ahead homer in the ninth inning on June 29 at STL. Marked 12th-career home run in the ninth inning-or-later. Carried the Marlins to the bottom of the ninth with a lead, where Sandy Alcantara finished his third complete game of the season.
- Made 83 starts at right field and 11 at designated hitter. Hit all eight of his home runs as right fielder.
- Went 2x3 as a pinch-hitter with two RBI and one strikeout.

2021

- Spent 2021 with the Milwaukee Brewers. Appeared in 135 games with 119 starts (118 games in right field, one game in center field).
- Set career highs in home runs (29), RBI (86), and walks (38). Led the Brewers in home runs, RBI, and total bases (226).
- Hit .300 (66x220) with 16 home runs and 44 RBI over his final 66 games.

2020

- Batted .238 with two home runs and 15 RBI in 53 games with Milwaukee in 2020. Made 50 starts (42 games in center field, five games in right field, three games at DH). Final 42 defensive starts came in center field. Did not commit an error all season.
- Hit his first-career leadoff homer on Aug. 11 vs. MIN off Tyler Clippard, his first home run as a Brewer.
- Went 4x8 in the NL Wild Card Series at LAD.



HITS	5 - 9/14/17 at DET
RUNS	3 - 10x; last, 9/9/20 at DET
HOME RUNS	2 - 10x; last, 9/12/21 at TBR
RBI	7 - 9/14/17 at DET
SB	2 - 7/14/2017 vs. SEA
HIT STREAK	14 G - 4/22/18 - 7/4/18
WALK-OFF HITS	2 - last, 8/12/15

FRONT OFFICE

FIELD STAFF

2019

- Batted .282 with 20 home runs, 72 RBI, and 10 stolen bases in 125 games with Tampa Bay in 2019. His 20 home runs and 10 stolen bases marked career highs.
- Made 122 starts (89 games in right field, 23 games at DH, 10 games in center field).
- Hit an inside-the-park homer off Clayton Richard on May 28 vs. TOR, the first of his career.
- Hit safely in 14 of his final 15 games to end the season, batting .382 (21x55) with two home runs and 12 RBI. Ended the year on a nine-game hitting streak during which he batted .394 (13x33) with a home run and six RBI.
- Hit a two-run home run off Sean Manaea in the Rays' 5-1 victory on Oct. 2 at OAK in the AL Wild Card Game. Batted .313 (5x16) with one RBI in the ALDS vs. Houston.

PLAYERS

CLUB HISTORY

2018

- Spent the 2018 season with the Chicago White Sox. Batted .236 with 19 home runs and 49 RBI in 93 games. Made 91 starts (85 games in right field, six games at DH).
- Produced two-homer games on July 3 at CIN and Aug. 5 at TB.
- Had a career-high 14-game hitting streak from April 22-July 4 (IL stint), batting .377 (23x61) with six home runs and 10 RBI.

SEASON IN REVIEW

2017

- Batted .330 with 18 home runs and 80 RBI in 136 games with Chicago-AL in 2017. Made 135 starts (131 games in right, four games at DH).
- Named an All-Star for the first time (elected by player vote).
- Set career highs in AVG (.330), runs (75), hits (171), doubles (27), triples (5), RBI (80), OBP (.380), SLG (.506), OPS (.885), and extra-base hits (50). His .330 batting average ranked 2nd in the American League and 3rd in the majors, trailing the Astros' Jose Altuve (.346) and the Rockies' Charlie Blackmon (.331). Also ranked among the American League leaders in OBP (6th, .380), triples (T-9th, 5), OPS (10th, .885), and hits (10th, 171).

OPPONENTS

GENERAL INFORMATION

2017 (CONT.)

- Led the Major Leagues with a .424 AVG (56x132) against left-handed pitching.
- Notched career highs with five hits and seven RBI in a 17-7 win on Sept. 14 at DET. Reached base in all six plate appearances, going 5x5 with one home run and one walk. Joined Carl Reynolds (1930) as the only players in franchise history with a five-hit, seven RBI game.
- Went 4x5 with three runs, two doubles, two home runs, and six RBI in a 16-1 win on May 20 at SEA. His four extra-base hits tied a franchise record, done 13 times.

2016

- Made 112 starts for Chicago-AL in 2016. Batted .245 with 12 home runs and 51 RBI in 120 total games.
- Ranked 4th in the AL with a .355 AVG (33x93) with runners in scoring position. Led the Majors with a .415 AVG (17x41) with runners in scoring position and two outs.
- Hit a pair of homers coming off the bench on Aug. 2 at DET. Became the first White Sox player since Robin Ventura (May 28, 1996 at TOR) to have two home runs in a game off the bench.

2015

- Batted .257 with 13 home runs and 59 RBI in a career-high 148 games with Chicago-AL in 2015.
- Led the Major Leagues with 17 outfield assists, the most by a White Sox player since Minnie Miñoso (19) in 1955.
- Gave the White Sox walk-off victories on April 24 vs. KC (single in 9th inning), June 5 vs. DET (HBP in 11th inning), Aug. 5 vs. TB (walk in 10th inning), and Aug. 12 vs. LAA (double in 13th inning).

2014

- Batted .244 with seven home runs and 29 RBI in 46 games with Chicago-AL in 2014. Made his first-career Opening Day roster and made 46 starts (all in RF).
- Suffered a torn labrum in his left shoulder attempting to make a diving catch on April 9 at COL. Missed four months and returned on Aug. 16.

2013

- Split the 2013 season between the Tigers and White Sox. Hit .283 with seven homers and 31 RBI in 72 total games.
- Batted .241 with two home runs and 10 RBI in 30 games with Detroit, making 19 starts. Hit his first Major League home run on May 15 vs. HOU with a 3-run homer off Dallas Keuchel.
- Appeared in 33 games at Triple-A Toledo, batting .374 with five home runs and 23 RBI.
- Traded to Chicago as part of a three-team deal with Detroit and Boston on July 30.
- Batted .304 with five home runs and 21 RBI in 42 games with the White Sox, making 41 starts. Appeared in eight games at Triple-A Charlotte, batting .370 with one home run and nine RBI.

2012

- Spent most of the 2012 season in the Minor Leagues, where he batted .299 with 14 home runs, 58 RBI, and 23 stolen bases in 122 games between Advanced-A Lakeland (67 games) and Double-A Erie (55 games). Named a Florida State League All-Star.
- Recalled by Detroit on Aug. 31 and batted .319 with three RBI in 23 games.
- Made his Major League debut on August 31 vs. Chicago-AL, entering the game as a defensive replacement in right field. Made his first Major League start in right field on Sept. 1 vs. CHW and went 1x3 with one RBI and one walk. First career hit was an RBI single off Nate Jones.
- Made the Postseason roster for the American League champions and batted .261 (6x23) with four RBI in 12 games, including six starts in right field.

2011

- Played 129 games for Advanced-A Lakeland in 2011. Hit .264 with 16 doubles, 11 home runs, and 56 RBI.

2010

- Spent all of 2010 with Single-A West Michigan. Hit .281 in 125 games with 17 doubles, four home runs, and 63 RBI.

2009

- Played 81 games for Single-A West Michigan and three games for Advanced-A Lakeland in 2009. Hit .264 for West Michigan and .250 (2x8) for Lakeland.

2008

- Spent all of 2008 with the Venezuelan Summer League Tigers. Hit .298 with seven homers and 34 RBI in 63 games.

PERSONAL/MISCELLANEOUS

- Full name is Avisail Antonio García Yaguarín.
- Married to Anakarina. The couple has a daughter named Annarella and a son named Avi.
- Favorite player growing up was fellow Venezuelan, Magglio Ordoñez.
- Earned the nickname “Mini Miggy” during his rookie season with Detroit due to his resemblance to Miguel Cabrera, who is also from Venezuela.
- Has provided food, clothes, shoes, and baseball equipment to children and families of Anaco and Maracay, Venezuela.
- Enjoys movies, video games, and spending time with his friends and family.
- Avisail García (RF), Willy García (LF), and Leury García (CF) all started in the outfield for the White Sox against the Twins on April 14, 2017 at Target Field. According to *Elias Sports Bureau*, this marked the first time in Major League history that a starting outfield was comprised of three players with the same last name.



2021: Signed with Miami as a free agent on 12/1.
2019: Signed with Milwaukee as a free agent on 12/17.
 Signed with Tampa Bay as a free agent on 1/18.

2013: Acquired by Chicago-AL in a three-team deal. Detroit sent Brayan Villarreal to Boston. Chicago-AL sent Jake Peavy to Boston. Boston sent José Iglesias to Detroit and sent Cleuluis Rondon, Frankie Montas and J.B. Wendelken to Chicago-AL.

2007: Signed with Detroit as an international free agent on 7/6



2019: MLBPA Heart and Hustle Award (Tampa Bay)
2017: MLBPA Heart and Hustle Award (Chicago-AL)
 American League All-Star

2012: Florida State League Midseason All-Star
 MiLB Organizational All-Star (Detroit)



2023: Left back tightness (April 29-July 29)
 Left hamstring strain (Aug. 23-End of season)

2022: Left hamstring strain (Sept. 13-29)
 Left hamstring strain (Aug. 3-Sept. 5)
 Undisclosed (May 27-29)

2019: Right oblique strain (Aug. 14-23)
2018: Strained right hamstring (April 24-June 21)
 Strained right hamstring (July 10-20)

2017: Strained right thumb (July 27-Aug. 7)

2016: Sprained right knee (Aug. 9-22)

2014: Torn labrum left shoulder (April 10-Aug. 16)

2013: Right foot contusion (March 22-April 30)



@AVISAILGARCIA16



@AVISAILGARCIA

A. GARCÍA'S BATTING HISTORY

YEAR	CLUB	AVG.	G	AB	R	H	2B	3B	HR	RBI	SH	SF	HBP	BB	SO	SB	CS	OBP	SLG	OPS
2023	MIAMI	.185	37	108	8	20	3	1	3	12	0	0	2	6	39	2	0	.241	.315	.556
	Minors (13 yrs.)	.290	616	2380	315	678	88	26	49	295	0	19	30	105	530	80	31	.327	.414	.741
	MAJORS (12 yrs.)	.263	1086	3899	492	1026	153	17	138	522	0	26	59	261	1025	51	32	.317	.417	.734

POSTSEASON HISTORY

YEAR	CLUB/OPP	SERIES	AVG.	G	AB	R	H	2B	3B	HR	RBI	SH	SF	HBP	BB	SO	SB	CS	OBP	SLG	OPS
2012	DET/OAK	ALDS	.143	5	7	0	1	0	0	0	1	0	0	0	1	2	0	0	.250	.143	.393
	DET/NYY	ALCS	.455	4	11	0	5	1	0	0	3	0	0	0	0	1	1	0	.455	.545	1.000
	DET/SF	WS	.000	3	5	0	0	0	0	0	0	0	0	0	1	2	0	0	.167	.000	.167
2019	TB/OAK	ALWC	.250	1	4	1	1	0	0	1	2	0	0	0	0	2	0	0	.250	1.000	1.250
	TB/HOU	ALDS	.313	4	16	3	5	0	0	0	1	0	0	0	3	0	0	0	.313	.313	.626
2020	MIL/LAD	NLWC	.500	2	8	0	4	0	0	0	0	0	0	0	3	0	0	0	.500	.500	1.000
2021	MIL/ATL	NLDS	.211	4	15	2	2	0	0	0	0	0	0	1	0	8	0	0	.188	.133	.321
	Wild Card		.417	3	12	1	5	0	0	1	2	0	0	0	5	0	0	0	.417	.667	1.084
	Division Series		.211	13	38	5	8	0	0	0	2	0	0	1	1	13	0	0	.250	.211	.461
	League Championship Series		.455	4	11	0	5	1	0	0	3	0	0	0	0	1	1	0	.455	.545	1.000
	World Series		.000	3	5	0	0	0	0	0	0	0	0	0	1	2	0	0	.167	.000	.167
	TOTALS		.273	23	66	6	18	1	0	1	7	0	0	1	2	21	1	0	.304	.333	.637

ALL-STAR GAME HISTORY

YEAR	CLUB/TM, SITE	AVG.	G	AB	R	H	2B	3B	HR	RBI	SH	SF	HBP	BB	SO	SB	CS	OBP	SLG	OPS
2017	AL/CWS, MIA	.000	1	2	0	0	0	0	0	0	0	0	0	0	1	0	0	.000	.000	.000
	TOTALS	.000	1	2	0	0	0	0	0	0	0	0	0	0	1	0	0	.000	.000	.000

CAREER FIELDING

POS	G	GS	INN	TC	PO	A	E	FLD%
RF	827	792	6883.1	1566	1482	52	32	.980
CF	91	76	667.0	147	142	3	2	.986
LF	26	20	171.0	35	31	4	0	1.000

HOME RUN BREAKDOWN

GRAND SLAMS	None
INSIDE-THE-PARK	1 - 5/28/19 vs. TOR
LEADOFF	1 - 8/11/20 vs. MIN
PINCH HIT	None
WALK-OFF	None
MULTI-HR	6 - Last; 9/12/21 at CLE

FRONT OFFICE

FIELD STAFF

PLAYERS

CLUB HISTORY

SEASON IN REVIEW

OPPONENTS

GENERAL INFORMATION



BRAXTON GARRETT

LEFT-HANDED PITCHER

29

HEIGHT: 6'2" WEIGHT: 202 B/T: R/L DOB: AUGUST 5, 1997 BORN: FOLEY, AL MLB DEBUT: SEPTEMBER 13, 2020 VS. PHI

ACQUIRED SELECTED BY MIAMI SEVENTH OVERALL IN THE 2016 FIRST-YEAR PLAYER DRAFT

CONTRACT STATUS SIGNED THROUGH 2024

FRONT OFFICE

FIELD STAFF

PLAYERS

CLUB HISTORY

SEASON IN REVIEW

OPPONENTS

GENERAL INFORMATION

2023

- Posted a 3.66 ERA and 9-7 record in a career-high 30 starts (31 appearances), 159.2 innings, 156 strikeouts, 1.15 WHIP, and .250 opponent AVG.
- Finished the season with a 5.38 (156/29) K/BB ratio (min. 100.0 IP), which ranked third in the NL and sixth-best in MLB.
- Held opponents to one earned run-or-less in 16 starts this season, the second-most such starts by a left-handed starter in club history, trailing only Dontrelle Willis, who recorded 18 such starts in 2005.
- His 16 starts allowing one-or-zero earned runs were tied for second in MLB among starting pitchers, behind only behind SD's Blake Snell (17).
- Garrett made 23 starts in which he walked one-or-zero batters, the most by any left-handed starter in MLB.
- The Marlins went 21-9 in Garrett's starts.
- Miami won eight consecutive starts made by Garrett from May 31-July 8. He went 4-0 with a 2.84 ERA (14 ER/44.1 IP) in that span, along with four walks against 54 strikeouts. Held opponents to a .209 AVG over the eight starts.

On June 22, 2023 vs. Pittsburgh, Garrett's career-high 13 strikeouts set a club record for the most strikeouts by a Marlins' left-handed pitcher in a game. This record was matched by teammate Jesús Luzardo on July 23 vs. COL.

- Posted a 2.85 ERA (25 ER/79.0 IP) and 73 strikeouts in 15 away starts, while going 3-4 with a 4.46 ERA (40 ER/80.2 IP) and 83 strikeouts in 15 starts (16 appearances) at home.
- RHB vs. Garrett in 2023: .261 AVG (124x475) and a .748 OPS. LHB vs. Garrett: .211 AVG (30x142), .600 OPS.
- Finished June with a 3-0 record and a 2.22 ERA (7 ER/28.1 IP), walking three batters and striking out 38 in five starts, along with a 0.78 WHIP. The only two players in Club history to finish the month of June with a lower WHIP (min. 25.0 IP) were José Fernández in 2016 (0.70) and Brad Penny in 2001 (0.73).
- Optioned to Triple-A Jacksonville on April 3 and recalled on April 4, when he was slotted into the rotation for the rest of the season.
- Made his first outing of the season in relief on April 1 vs. NYM, allowing two runs on six hits (one home run) and one strikeout.
- Started Game 2 of the NLWCS at Citizens Bank Park against Philadelphia in his Postseason debut. Allowed two runs on three hits with one walk and five strikeouts over 3.0 innings.
- Made his first career Opening Day roster.

2022

- Made 17 starts in his third season in the Major Leagues over three stints and was named to MLB.com's All-Rookie Second Team. Entered the 2022 season as the Marlins' No. 11 prospect according to MLB.com.
- Set a career-high in innings pitched with 7.1 on July 4 at WSH, allowing 1 run on 4 hits.

2022

- In a 6.0 scoreless inning outing vs. Pittsburgh on July 14, struck out a career-high 11 batters. Matched this total on Aug. 2 vs. CIN.
- Missed 23 games on the injured list from Aug. 17-Sept. 12. In four starts after his injury, went 3-1 with a 3.26 ERA (7 ER/19.1 IP). Pitched to a 3.70 ERA (28 ER/68.2 IP) in 13 starts prior to IL stint.
- Went 6.0 innings-or-more 5 times, owning a 0.87 ERA (31.1 IP/3 ER) in those outings with 30 strikeouts.
- Owned a 2.63 ERA (41.0 IP/12 ER) with 3 home runs allowed in 8 starts at home, compared to a 4.40 ERA (47.0 IP/23 ER) with 6 home runs allowed in 9 starts away.
- Held left-handed hitters to a .173 avg (14x81) with 1 home run, 3 total extra-base hits, and a .482 OPS.
- Right-handed hitters hit 8 home runs (26 extra-base hits) while posting a .801 OPS and a .280 batting avg. (72x257).



INNINGS PITCHED 7.1 — 7/4/22 at WSH
STRIKEOUTS 13 - 6/22/23 vs. PIT
SCORELESS IP 12.0 - 9/13-9/19/23
WIN STREAK 2 G - 8/8-8/14/23
LOSS STREAK 3 G - 7/27-8/9/22

2021

- Pitched in eight games (seven starts) for the Marlins in 2021. Went 1-2 with a 5.03 ERA.
- Earned his only win of the season with 7.0 innings of work against San Diego at loanDepot park on July 24. Struck out a career-high 10 batters, allowing two runs on four hits.
- Followed up his first win with 5.0 shutout innings against the New York Mets in a no-decision on Aug. 5.
- Made 18 starts for Triple-A Jacksonville. Went 5-4 with a 3.89 ERA in 85.2 innings pitched.
- Entered the 2021 season as the Marlins' No. 9 prospect according to MLB.com.

2020

- Went 1-1 with a 5.87 ERA in 2 starts in 2020. Struck out eight batters in 7.2 innings.
- Made his Major League debut on September 13 against Philadelphia. Worked 5.0 innings allowing three hits and one run, striking out six and earning his first big league win.
- Became the 18th Marlins player to make their MLB debut in 2020. According to the *Elias Sports Bureau*, no team in Major League history entering the season had as many debuts over a team's first 60 games.

2019

- Returned to action in 2019 after missing all of 2018 recovering from “Tommy John” surgery. Made 20 starts for Advanced-A Jupiter and one start for Double-A Jacksonville.
- Went 6-6 with a 3.34 ERA for Jupiter in 105.0 innings, striking out 118.
- Made one start for Jacksonville, allowing four runs (three earned) in 1.2 innings.

2017

- Made four starts in 2017 for Single-A Greensboro after being selected seventh overall by the Marlins in the First-Year Player Draft, but suffered an elbow injury.
- Went 1-0 with a 2.93 ERA (5 ER/15.1 IP) with three home runs allowed, six walks, and 16 strikeouts before the injury.

PERSONAL/MISCELLANEOUS

- Full name is Braxton L. Garrett.
- Marlins 2019 Spring Training Clubhouse Ping Pong Champion.
- Committed to Vanderbilt University after his sophomore year, but chose professional baseball instead.
- Pitched in the Perfect Game All-American Classic at Petco Park in 2015.
- Won a Gold Medal with USA Baseball at the U-18 World Cup.
- Attended Foley High School in Foley, Alabama his freshman and sophomore years. Prior to his junior year, he transferred to Florence High School in Florence, Alabama.



2016: Selected by Miami in the first round (seventh overall) of the First-Year Player Draft. Signed by scout Mark Willoughby.



2022: Right oblique strain (Aug. 17-Sept. 12)



2019: Florida State League Pitcher of the Week (June 30)



@BRAXGARRETT



@BRAXGARRETT

GARRETT'S PITCHING HISTORY

YEAR	CLUB	W-L	ERA	G	GS	CG	SHO	SV	SVO	IP	H	R	ER	HR	HB	BB	SO	WP	BK
2023	MIAMI	9-7	3.66	31	30	0	0	0	0	159.2	154	68	65	20	11	29	156	4	0
	Minors (4 yrs.)	14-14	3.60	51	51	0	0	0	0	244.2	213	116	98	31	5	89	255	14	2
	MAJORS (4 yrs.)	14-17	3.86	58	56	0	0	0	0	289.1	290	132	124	35	23	78	286	11	0

POSTSEASON HISTORY

YEAR	CLUB/OPP	SERIES	W-L	ERA	G	GS	CG	SHO	SV	SVO	IP	H	R	ER	HR	HB	BB	SO	WP	BK
2023	MIA/PHI	NLWC	0-1	6.00	1	1	0	0	0	0	3.0	3	2	2	0	0	1	5	0	0
	Wild Card		0-1	6.00	1	1	0	0	0	0	3.0	3	2	2	0	0	1	5	0	0
	TOTALS		0-1	6.00	1	1	0	0	0	0	3.0	3	2	2	0	0	1	5	0	0

FRONT OFFICE

FIELD STAFF

PLAYERS

CLUB HISTORY

SEASON IN REVIEW

OPPONENTS

GENERAL INFORMATION



MYCHAL GIVENS

RIGHT-HANDED PITCHER

68

HEIGHT	WEIGHT	B/T	DOB	BORN	MLB DEBUT
6'0"	250	R/R	MAY 13, 1990	TAMPA, FL	JUNE 24, 2015 AT BOS

ACQUIRED SIGNED AS A MINOR LEAGUE FREE AGENT ON 3/18/24

CONTRACT STATUS SIGNED THROUGH 2024

NON-ROSTER INVITEE

FRONT OFFICE

FIELD STAFF

PLAYERS

CLUB HISTORY

SEASON IN REVIEW

OPPONENTS

GENERAL INFORMATION

2023

- Mychal (michael) Givens went 0-2 with a 6.60 ERA (11 ER/15.0 IP) in 15 games (one start) combined between Baltimore, Triple-A Norfolk, Double-A Bowie, and FCL Orioles last season.
- Spent most of the campaign with Norfolk, recording a 7.27 ERA (7 ER/8.2 IP) with four walks against seven strikeouts.
- Had two stints on the Injured List, from March 27-May 21 with left knee inflammation and June 1 through the end of the season with right shoulder inflammation.
- Went 0-1 with an 11.25 ERA (5 ER/4.0 IP) in six relief appearances with the Orioles, walking six batters (one intentional walk) and striking out two batters.
- Last season marked the first time that he did not make double digit appearances at the Major League level (previous low was 10 appearances with Colorado during the pandemic-shortened 2020 season).

2022

- Appeared in a combined 59 games between the New York Mets and Chicago Cubs, pitching to a 7-3 record with two saves a 3.38 ERA (23 ER/61.1 IP), and 71 strikeouts.
- His seven total wins ranked tied for third among NL relievers and fifth among MLB relief pitchers.
- Began the season with Chicago, appearing in 40 games with the Cubs. Recorded his 500th career strikeout in his 387th career game on June 22 at PIT.
- Did not allow an earned run in a career-best 16 consecutive outings (17.1 IP) from June 16-July 29.
- Traded to the Mets on Aug. 2 and appeared in 19 games with them, including pitching to a 1.23 ERA (2 ER/14.2 IP) in his final 12 games of the season, which ended with 11.1 scoreless innings.
- Struck out a career-high-tying five batters over 2.0 innings on 9/12 vs. CHC.
- Made two appearances in the NLWCS, pitching to a 13.50 ERA (2 ER/1.1 IP) with two hits allowed, a walk, and three strikeouts.

2021

- Split the season between the Colorado Rockies and Cincinnati Reds, going a combined 4-3 with a 3.35 ERA (19 ER/51.0 IP) and eight saves in 54 games.
- Began the season with Colorado and was traded to Cincinnati on July 28. Despite not joining the Reds until July 29, finished tied for the team lead in saves (8).
- Recorded a 1.13 ERA (93 ER/24.0 IP) in 24 road games. Did not allow a run in 12 consecutive appearances (12.1 IP) from July 21-Aug. 20.

2020

- Began the season with Baltimore before he was traded to Colorado on Aug. 30. Made 22 total appearances between the two clubs, going 1-1 with a 3.63 ERA (9 ER/22.1 IP) and one save.
- Allowed just two runs in 13.0 IP (1.38 ERA) in 12 appearances with Baltimore prior to the trade, including 10 straight scoreless outings to begin the season.
- Notched his lone win of the season in his first appearance with Colorado on Sept. 2 vs. SF. Picked up his first save of the season on Sept. 20 vs. LAD.



INNINGS PITCHED	2.1 — 4x; last, 5/3/18 at LAA
STRIKEOUTS	5 — 2x; last, 9/12/22 vs. CHC
LAST CG	None
LOW-HIT CG	None
WIN STREAK	7 G — 2x; last, 4/8-7/23/17
LOSS STREAK	11 G — 5/22/18-6/16/19

2019

- Finished with a team-high 11 saves and led Orioles relievers with 86 strikeouts. Worked more than 1.0 inning in six of his 11 saves.
- Retired 46 of the 58 first batters he faced. Allowed only 2x21 (9.5%) inherited runners to score. Was tied for the third-lowest percentage in the Majors among pitchers with at least 20 inherited runners.
- Finished the season with a 12.29 K/9 ratio. Ranked 14th in the AL and 25th in the Majors among relievers. Struck out at least one batter in a season-high 17 straight appearances (Aug. 3-Sept. 18).
- Struck out a season-high four batters on April 13 at BOS. Worked nine-straight scoreless appearances (Aug. 14-Sept. 8), tossing 9.0 innings, allowing just three hits with 14 strikeouts.
- Earned his first win of the season on July 3 at TB. Snapped a career-long 11-decision losing streak, his first win since Sept. 24, 2017 vs. TB.

2018

- Led Orioles relievers in appearances (69), strikeouts (79), opponents AVG (.218), saves (9), and holds (15). Ranked third in innings pitched (76.2).
- Allowed one hit in his last 14.1 IP (12 games), holding opponents to a .023 AVG (1x44) during this stretch. Tossed six straight scoreless appearances (8.0 IP) to close out the season, and did not allow a run in 15 of his last 17 appearances (after Aug. 14), pitching to a 1.45 ERA (3 ER/18.2 IP) in this span.
- Held opponents to a .208 AVG (16x77) with runners in scoring position and to .069 (2x29) with RISP and two outs.
- Threw 2.0 hitless innings on Sept. 30 vs. HOU as part of the 41st one-hitter in Orioles history. Recorded his first career save on May 12 (G1) vs. TB after tossing 1.2 scoreless innings. Worked a season-high 2.1 innings on May 3 at LAA. Recorded a career-high five strikeouts on May 5 at OAK (2.0 IP). Allowed four home runs, the second-fewest by an AL pitcher and tied for fifth-fewest in the majors (min. 75.0 IP)
- Was one of three relievers in the majors not to record a win while appearing in at least 65 games (RHP Edwin Díaz - SEA and LHP Adam Morgan - PHI).

2017

- Led Orioles relievers in wins (8), games (69), strikeouts (88), and innings pitched (78.2). Made three relief appearances for Team USA in the 2017 World Baseball Classic, posting a 7.71 ERA (2 ER/2.1 IP).
- Went 7-1 with a 2.93 ERA (15 ER/46.0 IP) in 39 home appearances and 1-0 with a 2.48 ERA (9 ER/32.2 IP) in 30 road games. Posted a 0.60 ERA (2 ER/30.0 IP) in 26 appearances from May 26-Aug. 2 and his ERA led the Majors during this time (min. 20 games) Tied for second among AL relievers with eight wins. Retired 51 of 69 first batters faced and stranded 30 of 47 inherited runners.

2016

- Led Orioles relievers and ranked fourth among AL relievers with 96 strikeouts. Finished tied for third in MLB with eight wins as a reliever.
- Along with RHP Brad Brach, became the second set of Orioles relievers (all games in relief) to post eight-or-more wins in a season, also Dick Hall (11) and Stu Miller (14) in 1965. From 2015-16, began his Major League career with a 7-0 record (49 games).
- Registered at least one strikeout in 48 of his 66 games, including 32 multi-strikeout performances. Ranked third among rookie AL relievers with an 11.57 K/9 ratio. His 96 strikeouts ranked first among rookie AL relievers. Pitched in the AL Wild Card Game at TOR (2.1 IP, 3 K), stranding two inherited runners, his first career Postseason game.
- Ranked as the Orioles' No. 4 prospect by *Baseball Prospectus* and MLB.com, and No. 5 by *Baseball America*.

2015

- Had three stints with the Orioles (June 20-25, July 31-Aug. 6, and Aug. 10-end of season). Made his Major League debut on June 24 at BOS (1.0 IP, 1 K). Earned his first MLB win on July 31 vs. DET (1.2 IP, 1 H, 2 K). Did not allow a run over the first 7.1 IP of his MLB career (five games).
- Named the Orioles Jim Palmer Minor League Co-Pitcher of the Year (RHP Oliver Drake). Posted 13 multi-strikeout appearances and recorded at least one strikeout in 19 of his 22 games.
- Named to *Baseball America's* Minor League First Team and Minor League All-Prospect Mid-Season Team, and was rated as "Best Reliever" in the Eastern League. Contract originally selected from Double-A Bowie on June 20. Went 4-2 with a 1.73 ERA (11 ER/57.1 IP) and 15 saves in 35 games with Bowie.



2023: Left knee inflammation (March 27-May 21)
Right shoulder inflammation (June 1-End of season)

2022: Injured List (Sept. 17-Oct. 5)

2021: Lower back strain (June 17-July 6)



2015: Baseball America Minor League All-Star
Baseball America Double-A All-Star
Eastern League Mid-Season All-Star

2014

- Started the season with Class A-Advanced Frederick. Pitched to a 2.25 ERA (4 ER/16.0 IP) at home with Frederick and a 0.64 ERA (1 ER/14.0 IP) over seven day games with the Keys.
- Notched two saves and posted a 0.82 ERA (1 ER/11.0 IP) in April. Held left-handed hitters to a .159 AVG (7x44) with Frederick. Promoted to Bowie on June 22. Pitched to a 2.84 ERA (4 ER/12.2 IP) in August.

2013

- Converted from a shortstop to a pitcher. Earned the win in his first career pitching appearance on April 6, tossing 2.0 hitless innings. Went 2-1 with two saves and a 2.05 ERA (5 ER/22.0 IP) in 14 home games. Posted a 1.93 ERA (3 ER/14.0 IP) in eight July games.

2012

- Finished third on Class-A Delmarva in steals (13). Recorded two hits in four consecutive games, Aug. 8-11. Stole three bases on June 28 vs. Hagerstown. Hit .290 (20-for-69) in August. Hit .342 (26x76) when leading off an inning.

2011

- Led the New York-Penn League in games played (74) and ranked third in the league in at-bats (276). Led Short-Season A Aberdeen in hits (77) and ranked second in R (30), RBI (30), BB (30), and SB (14).

2010

- Named the No. 7 prospect in the Orioles organization by *Baseball America* following the season. Picked up his first professional hit in his first game on May 25 vs. Hickory with Class-A Delmarva. Hit his first professional home run in his first game with Aberdeen, Aug. 29 vs. Vermont.

PERSONAL/MISCELLANEOUS

- Has two daughters, Makaylah and Ahmya.
- Created the Givens Back Foundation, an organization that aims to enhance the lives of inner city youth through sports.



2024: Signed by Miami as a Minor League free agent on 3/18.

2022: Signed by Baltimore as a free agent on 12/21.

Acquired by New York-NL from the Chicago-NL in exchange for RHP Saúl González on 8/2.

Signed by Chicago-NL as a free agent on 3/23.

2021: Acquired Cincinnati from the Colorado in exchange for RHP Noah Davis and RHP Case Williams on 7/28.

2020: Acquired by Colorado from Baltimore in exchange for INF Tyler Nevin, INF Terrin Vavra, and OF Mishael Deson on 8/30.

2009: Selected by Baltimore in the second round (No. 54 overall) of the 2009 First-Year Player Draft. Signed by John Martin.



@MYCHALGIVENS

GIVENS' PITCHING HISTORY

YEAR	CLUB	W-L	ERA	G	GS	CG	SHO	SV	SVO	IP	H	R	ER	HR	HB	BB	SO	WP	BK
2023	BALTIMORE	0-1	11.25	6	0	0	0	0	1	4.0	4	6	5	0	1	6	2	1	0
	Minors (6 yrs.)	7-9	3.41	118	3	0	0	21	25	176.2	129	80	67	7	17	82	188	34	4
	MAJORS (9 yrs.)	32-24	3.47	425	1	0	0	31	60	461.2	365	196	178	54	27	191	539	21	1

POSTSEASON HISTORY

YEAR	CLUB/OPP	SERIES	W-L	ERA	G	GS	CG	SHO	SV	SVO	IP	H	R	ER	HR	HB	BB	SO	WP	BK
2016	BAL/TOR	ALWC	0-0	0.00	1	0	0	0	0	0	2.1	0	0	0	0	0	3	0	0	
2022	NYM/SDP	NLWC	0-0	13.50	2	0	0	0	0	0	1.1	2	2	2	0	1	3	0	0	
	TOTALS		0-0	4.91	3	0	0	0	0	0	3.2	2	2	2	0	1	6	0	0	



NICK GORDON

OUTFIELDER

1

HEIGHT 6'1" **WEIGHT** 177 **B/T** L/R **DOB** OCTOBER 24, 1995 **BORN** AVON PARK, FL **MLB DEBUT** MAY 6, 2021 VS. TEX

ACQUIRED FROM MINNESOTA IN EXCHANGE FOR LHP STEVEN OKERT ON 2/11/24

CONTRACT STATUS SIGNED THROUGH 2024

FRONT OFFICE

FIELD STAFF

PLAYERS

CLUB HISTORY

SEASON IN REVIEW

OPPONENTS

GENERAL INFORMATION

2023

- Made Twins Opening Day roster for second time in career as club's utility player.
- Hit safely in season-long five-straight games from April 26-May 4, recording exactly one hit in each game.
- Recorded at least one RBI in career-high four-straight games from April 30-May 4.
- Homered in consecutive games for the second time in his career from May 2-3.
- Recorded fourth career two-double game on May 14 vs. CHC.
- Fouled pitch off right shin on May 17 at LAD, suffering fractured right tibia. Placed on 10-day IL on May 19. Transferred to 60-day IL on May 29.
- Spent final week of the season taking live BP with other Twins players rehabbing from injuries to be ready for Postseason.

2022 (CONT.)

- Played in 153 games defensively, leading the team. Appeared in 62 games (47 starts) in left field, 38 games (31 starts) in center field, 36 games (29 starts) at second base, 17 games (seven starts) at shortstop, one game (zero starts) in right field and one game (zero starts) at third base. Recorded three outfield assists, two from left field, and one from center field.
- Set career highs in games (138), runs (45), hits (110), triples (four), home runs (nine), RBI (50), and walks (19). Ranked 5th on Twins in OPS at .743 (minimum of 400 at-bats).
- Given Charles O. Johnson Award for Most Improved Twin, an award voted on by the Twin Cities Chapter of the BBWAA.



HITS 3 - 7x; last, 9/20/22 at KC
RUNS 2 - 7x; last, 5/14/23 vs. CHC
HOME RUNS 1 - 15x; last, 5/3/23 at CHW
RBI 6 - 8/30/22 vs. BOS
SB 2 - 2x; 6/12/21 vs. HOU
HIT STREAK 9 G - 6/27-7/8/22
WALK-OFF HITS None

2022

- Made Opening Day roster for first time in career and spent season as club's utility player, his first full season at Major League level.
- Hit solo home run in 1-0 Twins victory on June 23 vs. CLE, becoming second player in Twins/Senators franchise history to start in the ninth spot in the batting order and hit the lone home run in a 1-0 victory. The other was pitcher "Long Tom" Hughes, who hit a 10th inning home run in a Senators win over the St. Louis Browns on August 3, 1906 (*Elias Sports Bureau*).
- Hit safely in six-straight games from July 2-8, batting .500 (8x16) with three doubles, one home run, an .875 slugging percentage, and a 1.375 OPS in that span.
- Doubled in career-high four-straight games from July 27-Aug. 1.
- Tied career-high and set season-high with three hits, three times: Aug. 1 vs. DET, Aug. 5 vs. TOR (including a double and a home run), and Sept. 20 at KC.
- Set career-high with six RBI, including first-career grand slam Aug. 30 vs. BOS. The six RBI were the most for a Twin in 2022.
- Hit .321 (26x81) with nine doubles, one triple, two home runs, 17 RBI, 11 runs scored, six walks, and an .890 OPS in 26 Aug. games.
- Hit safely in career-long seven-straight games from Sept. 5-11, hitting .370 (10-for-27) with an .858 OPS in that span.
- Recorded 15 doubles from Aug. 1-end of season, tied for 6th-most in the AL in that span. Also recorded 35 RBI in that time, 11th-most in the AL. Among Twins players in that span, ranked 1st in doubles and RBI, tied for 3rd in home runs (5), 4th in games (57), and 5th in hits (54).
- Made four pitching appearances on season, first four of career: May 11 vs. Houston, July 14 vs. Chicago-AL, July 29 at San Diego, and Sept. 3 at Chicago-AL, combining to allow nine runs on 10 hits in 3.2 innings pitched, with two home runs allowed, four walks, and no strikeouts. In his mound debut on May 11, he pitched 1.0 scoreless inning with one hit allowed. Tied catcher Chris Gimenez (2017) and catcher Williams Astudillo (2021) for most pitching appearances by a Twins position player in single season.

2021

- Was in Twins Spring Training, the fourth of career, and optioned to the alternate training site March 15. Began season at Triple-A St. Paul. Hit .400 (12x30) with one triple, one home run, four RBI, five walks, a .486 on-base percentage, and a 1.052 OPS in nine games for the Saints and was recalled from alternate training site April 23, one of four different stints he had with the Twins.
- Made Major League debut May 6 vs. TEX, batting seventh, and playing second base. Went 1x2 with a single, a walk, and a strikeout. Walked in first-career plate appearance, then stole second base. Became the fifth Twin with a stolen base in his first career game, first since Jake Cave on May 19, 2018 vs. MIL. Stole another base becoming the first player in Twins history (since 1961) and 13th player in Major League history (since 1901) to steal multiple bags in his first career game, first in the majors since César Puello did so for LAA vs. BAL on Aug. 9, 2017.
- Recorded first career three-hit game June 4 at KC, including his first-career home run, a solo shot off Wade Davis. His father, Tom Gordon, was in attendance, his first time watching Nick at the Major League level.
- Stole five bases in first 10 career Major League games from May 6-June 12.
- Also batted .318 (14x44) in 16 games in June. Matched career and season-high with three hits three more times: Sept. 5 at TB, Sept. 21 at CHC, and Sept. 23 vs. TOR.
- Recorded 15 RBI in 24 September/October games.
- Combined to hit .251 (68x271) with nine doubles, two triples, seven home runs, 32 RBI, and 30 runs scored in 91 games between St. Paul and Minnesota. Played 34 games (24 starts) in center field, 17 games (13 starts) in second base, 14 games (eight starts) at shortstop, 11 games (seven starts) in left field, two games (zero starts) at third base, one game (zero starts) in right field.

2021 (CONT.)

- Hit .244 (11x45) with a .521 OPS against left-handed pitching, and .239 (37-for-155) with a .683 OPS against right-handed pitching.
- Ranked T-5th among AL rookies in stolen bases (10). Went 10-for-11 in stolen base attempts for a 90.9% success rate, the 11th-best in club history, and second best among rookies (Alexi Casilla, 2007 - 11x12/91.7%).

2020

- Missed entire season with undisclosed injury.
- Ranked Twins 16th-best prospect by MLB.com.

2019

- Spent third career Spring Training with Twins. Optioned to Triple-A Rochester on March 12, where he played entire season.
- Reached safely in 24 consecutive games from May 22-June 20, hitting .298 (28x94) with a .343 on-base percentage in that span.
- Hit safely in season-long 16 straight games from June 1-20. Hit .331 (39x118) with 13 doubles, one triple, two home runs, 19 RBI, and a .893 OPS in final 28 games from July 1-Aug. 2.
- Placed on 7-day Injured List on Aug. 3 with a left knee contusion after being hit by a pitch on Aug. 2 at Pawtucket, ending his season.
- Hit .307 (66x215) with 27 extra-base hits vs. right-handed pitching, and .273 (21x77) with nine extra-base hits vs. left-handed pitching.
- Despite playing in just 70 games for Red Wings, led club in stolen bases (14), while ranking second in doubles (29), fourth in runs scored (49), and fifth in hits (87), and total bases (134).

2018

- Was an invite to Twins Spring Training, the second of his career. Reassigned to Minor League camp on March 18.
- Began season with Double-A Chattanooga and recorded a four-hit game in first game on April 5 vs. Birmingham. Named Twins Minor League Player of the Week on May 12, hitting .385 (10x26) with three doubles, one home run, and five RBI in seven games for the Lookouts.
- Promoted to Triple-A Rochester on May 22 where he finished the season. Between both stops, played 103 games (102 starts) at shortstop and 36 games (35 starts) at second base.
- Combined to hit .248 (135x544) with 23 doubles, seven triples, seven home runs, 49 RBI, 62 runs scored, 20 stolen bases, and a .298 on-base percentage in 141 games between Chattanooga and Rochester
- Added to Twins 40-man roster on November 20.

2017

- Was an invite to first career Twins Spring Training. Reassigned to Minor League camp on March 18.
- Spent entire season with Double-A Chattanooga. Named MiLB.com Southern League Player of the Month for May, hitting .294 (32x109) with 11 doubles, three triples, three home runs, 15 RBI, and 14 walks in 27 games. Named Southern League Midseason All-Star and named to SiriusXM Futures Game All-Star, leading off and playing shortstop for the U.S. Team, going 1x3 with a run scored.
- Set season high and tied Minor League career high with five hits Aug. 14 at Birmingham.
- Ranked tied for 2nd in all of Double-A baseball in triples (eight) and 4th in at-bats (519). Ranked tied for first in SL in triples (eight), 3rd in hits (140) and runs (80), 4th in total bases (212), and tied for 6th in doubles (29).
- Ranked 8th-best prospect in Twins system by *Baseball America*, entering 2018. Ranked the 80th-best prospect in baseball by MLB.com.

2016

- Spent entire season with High-A Fort Myers. Led the team in hits (134), doubles (23), triples (six), RBI (52), total bases (178), runs (56), at-bats (461), and stolen bases (19). Ranked fourth in Florida State League in hits and tied for seventh in triples.
- Named Twins Minor League Player of the Week on April 16, hitting .444 (12x27) with five doubles, one home run, four RBI, five runs scored, and two stolen bases in six games for the Miracle.
- Placed on 7-day Injured List on May 4 with a concussion. Reinstated on May 11. Hit .315 (108x343) against right-handed pitching, and .220 (26x118) against left-handed pitching.
- Named Florida State League Mid-Season and Postseason All-Star. Named shortstop on the Twins organization All-Star team by MiLB.com.
- Played in Arizona Fall League for Surprise, hitting .346 (28x81) with four doubles, two triples, seven RBI, eight walks, and a .418 on-base percentage in 21 games.
- Named to AFL Rising Stars Team and All-Prospect Team.
- Named top prospect in Twins system by *Baseball America* entering 2017.

2015

- Spent entire season with Low-A Cedar Rapids. Led Kernels in hits (133), runs (79), RBI (58), and doubles (23), and was second in stolen bases (25) and triples (seven).
- Ranked second in Midwest League in runs scored (79).
- Finished with the fifth-most stolen bases in the Twins system and sixth in batting average (.277).
- Ranked as the fourth-best prospect in the Twins system by *Baseball America* entering 2016. Also ranked 53rd-best prospect in baseball by *Baseball America* and 91st by MLB.com.

2014

- Spent first professional season with Rookie-Elizabethton. Selected to Appalachian League Postseason All-Star team.
- Finished with a .294 AVG, ranking fourth among Twins Minor Leaguers, and eighth in the Twins organization.
- Named sixth-best prospect in the Twins system by *Baseball America* and the 33rd-best prospect in baseball by MLB.com entering 2015.

PERSONAL/MISCELLANEOUS

- Full name is Nicholas Chad Gordon. Is the son of three-time All-Star right-handed pitcher Tom "Flash" Gordon and half-brother of former Marlins All-Star second baseman Dee Strange-Gordon.
- Produces hip hop/rap music in free time, rapping under the alias G-Cinco. Has been a hobby of his since the eighth grade. Nick's older half-brother, Dee, introduced his music to his Seattle teammates (2018-20), who would blast Nick's music in the Mariners clubhouse. Nick estimated that about six or seven of Dee's teammates (including Dee himself), used Nick's music for their walk-up songs. Former teammate, Miguel Sanó, used the song "GOAT" as his walk-up song with the Twins in 2022. Nick's music can be found on most platforms, including Apple Music, SoundCloud, Spotify, and many more.
- One of all-time favorite TV shows is Prison Break.
- Has been best friends with teammate Jazz Chisholm Jr. since high school. The two spent most of the 2023-24 offseason together before Nick was traded to Miami in early February.

FRONT OFFICE

FIELD STAFF

PLAYERS

CLUB HISTORY

SEASON IN REVIEW

OPPONENTS

GENERAL INFORMATION



2024: Acquired by Miami from Minnesota in exchange for LHP Steven Okert on 2/11.

2014: Selected by Minnesota fifth overall in the First-Year Player Draft.



2023: Right tibia fracture (May 19-End of season)



@FLASHGTHE3RD



@FLASHGTHE3RD



2022: Twins Charles O. Johnson Most Improved Player

2017: Southern League Mid-Season/Post-Season All-Star
Southern League Player of the Month (May)
Futures Game Selection

2016: MiLB.com Organizational All-Star (Minnesota)
Arizona Fall League Rising Star
Arizona Fall League All-Prospect Team
Florida State League Mid-Season/Post-Season All-Star

2014: Appalachian League Post-Season All-Star

GORDON'S BATTING HISTORY

YEAR	CLUB	AVG.	G	AB	R	H	2B	3B	HR	RBI	SH	SF	HBP	BB	SO	SB	CS	OBP	SLG	OPS
2023	MINNESOTA	.176	34	91	13	16	5	1	2	7	1	0	0	1	11	0	0	.185	.319	.503
	Minors (8 yrs.)	.275	650	2623	385	720	134	36	28	302	5	20	35	186	547	109	47	.329	.385	.714
	MAJORS (3 yrs.)	.250	243	696	77	174	42	6	15	80	4	7	13	32	171	16	5	.293	.392	.685

CAREER FIELDING

POS	G	GS	INN	TC	PO	A	E	FLD%
CF	92	66	560.0	172	167	2	3	.983
LF	85	58	528.0	114	111	2	1	.991
2B	64	50	431.0	191	75	111	5	.974
SS	33	15	155.2	67	23	42	2	.970
3B	3	0	6.0	5	0	4	1	.800
RF	1	0	3.0	1	1	0	0	1.000

HOME RUN BREAKDOWN

GRAND SLAMS	1 - 8/30/22 vs. BOS
INSIDE THE PARK	None
LEADOFF	None
PINCH HIT	1 - 5/2/23 at CHW
WALK-OFF	None
MULTI-HR	None





TRISTAN GRAY

INFIELDER

59

HEIGHT: 6'3" WEIGHT: 215 B/T: L/R DOB: MARCH 22, 1996 BORN: HOUSTON, TX MLB DEBUT: SEPTEMBER 16, 2023 AT BAL

NON-ROSTER INVITEE

ACQUIRED SIGNED AS A MINOR LEAGUE FREE AGENT ON 11/16/23 **CONTRACT STATUS** SIGNED THROUGH 2024

2023

- Spent the majority of the season with Triple-A Durham, hitting .235 (110x468) with 25 doubles, 30 home runs, 98 RBI, and a .797 OPS in a career-high 132 games. Also set career highs in hits and RBI.
- Ranked T-4th in the International League in home runs and extra-base hits (56).
- Made his Major League debut on Sept. 16 at BAL. Entered in the 6th inning at first base. Popped out in his only at bat in the 8th inning.
- Started his first ML game on Sept. 17 at BAL, going 2x4 with a solo homer in the 8th inning off Jorge López (first career home run).

2022

- Ranked fifth in the Minors with 33 home runs, which ranked third in a single season by a Minor Leaguer in franchise history behind Kevin Witt (36) in 2006, and Scott McClain (34) in 1998.
- Spent the entire season with Triple-A Durham and led the team with 89 RBI. Hit a three-run homer in the 9th inning of a 10-6 win in the Triple-A Championship Game.

2021

- Limited to 75 games due to two stints on the 7-day IL. Hit .246 (61x248) with Triple-A Durham. Collected 13 doubles and eight home runs with 33 RBI.

2020

- Following the cancellation of the Minor League season, played 12 games for Triple-A Sugar Land in the independent Constellation Energy League.

2019

- Led Double-A Montgomery with 64 RBI and 64 BB. Ranked 2nd with 17 HR. Ranked among Rays minor leaguers in RBI (4th), homers (tied for 5th), and walks (7th).



2023: Signed by Miami as a Minor League free agent on 11/23.

2018: Acquired by Tampa Bay with RHP Daniel Hudson and cash considerations from Pittsburgh in exchange for OF Corey Dickerson.

2017: Selected by Pittsburgh in the 13th round of the First-Year Player Draft

2018

- Acquired by the Rays during Spring Training and spent the season with Class-A Charlotte.
- Led Rays Minor Leaguers with 38 doubles, which tied for 9th in the minors. Also ranked among Rays Minor Leaguers in extra-base hits (53, 4th), RBI (69, 8th), and runs (71, 9th).
- Hit .321/.410/.583 (50x156) with nine 2B, one 3B, 10 HR, and 41 RBI in 39 games for the Perth Heat in the Australian Baseball League.



HITS	1 - 9/17/23 at BAL
RUNS	1 - 9/17/23 at BAL
HOME RUNS	1 - 9/17/23 at BAL
RBI	1 - 9/17/23 at BAL
SB	None

FRONT OFFICE

FIELD STAFF

PLAYERS

CLUB HISTORY

SEASON IN REVIEW

OPPONENTS

GENERAL INFORMATION

PERSONAL/MISCELLANEOUS

- Full name is Tristan Colby Gray.
- Attended Rice University in Houston, Tex. where he played three years of college baseball at Rice (2015-17), where he was teammates and roommates with Marlins outfielder Dane Myers. They also played on the same travel ball team growing up.
- Prior to his 13th round selection in the 2017 Draft, Gray was selected by the Mets in the 37th round of the 2014 First-Year Player Draft out of Lawrence E. Elkins (Texas) High School.
- His father, Jason, was selected by the Rangers in the 26th round of the 2000 Draft out of Rice University.



2019: Southern League Player of the Week (Aug. 18)

2018: Florida State League Player of the Week (Aug. 5)

2017: New York-Penn League Mid-Season All-Star
New York-Penn League All-Star Game Top Star

GRAY'S BATTING HISTORY

YEAR	CLUB	AVG.	G	AB	R	H	2B	3B	HR	RBI	SH	SF	HBP	BB	SO	SB	CS	OBP	SLG	OPS
2023	TAMPA BAY	.400	2	5	1	2	0	0	1	1	0	0	0	0	0	0	0	.400	1.000	1.000
	Durham (AAA)	.235	132	468	71	110	25	1	30	98	1	2	7	46	166	2	3	.312	.485	.797
	Minors (6 yrs.)	.236	624	2249	337	531	125	18	108	390	5	22	30	218	643	19	28	.309	.452	.761
	MAJORS (1 yr.)	.400	2	5	1	2	0	0	1	1	0	0	0	0	0	0	0	.400	1.000	1.000

CAREER FIELDING

POS	G	GS	INN	TC	PO	A	E	FLD%
SS	1	1	10.2	4	1	3	0	1.000
1B	1	0	3.0	2	2	0	0	1.000

HOME RUN BREAKDOWN

GRAND SLAMS	None
INSIDE THE PARK	None
LEADOFF	None
PINCH HIT	None
WALK-OFF	None
MULTI-HR	None



VLADIMIR GUTIERREZ

RIGHT-HANDED PITCHER

92

HEIGHT: 6'1" WEIGHT: 205 B/T: R/R DOB: SEPTEMBER 18, 1995 BORN: LA HABANA, CUBA MLB DEBUT: MAY 28, 2021 AT CHC

NON-ROSTER INVITEE

ACQUIRED: SIGNED BY MIAMI AS A MINOR LEAGUE FREE AGENT ON 2/22/24

CONTRACT STATUS: SIGNED THROUGH 2024

FRONT OFFICE

FIELD STAFF

PLAYERS

CLUB HISTORY

SEASON IN REVIEW

OPPONENTS

GENERAL INFORMATION

2023

- Missed all 162 games in 2023 while recovering various injuries. Spent the 2023 season on the 60-day Injured List.
- While on a rehabilitation assignment from July 28-Aug. 12, made all five of the season's appearances for the ACL Reds (two games) and Triple-A Louisville (three games).
- On Aug. 16 was returned from his rehabilitation assignment because of a sore right elbow. On Sept. 20 had 2023 season-ending surgery to remove bone spurs in his right elbow. On Oct. 9 was reinstated from the 60-day Injured List, cleared waivers, and was outrighted to Louisville.

2022

- Made his last appearance of the season on June 3 vs. WSH. Two days later went on the 15-day IL with a right elbow injury that on July 20 required "Tommy John" surgery to repair the torn ulnar collateral ligament.
- Was transferred to the 60-day IL between games of the doubleheader on July 7 vs. PIT and missed the last 110 games of the season.
- Made his first eight appearances as a starter (1-6, 7.71) and his last two appearances in relief (1.2 IP, 1 ER, 4 H, 2 BB, 1 SO, 1 HR).
- Lost each of his first five starts before a no-decision in his sixth appearance, a 14-11 win on May 11 vs. MIL. Became the third Reds pitcher since 1893, when the pitcher's mound was moved to its current distance from the plate, to lose each of his first five apps, all starts (Joey Jay, 1963 and Frank Dwyer, 1899).
- Was one of nine pitchers on the Reds' 2022 Opening Day roster with less than 1.000 year of service time.

2021

- Was recognized by the BBWAA with a third-place vote for the Jackie Robinson Award as the NL Rookie of the Year, won by teammate 2B Jonathan India.
- Was the third of nine Reds players to make Major League debuts in 2021. Wasn't promoted until May 28, but still ranked among the NL rookie leaders in wins (T1st w/ ATL's Ian Anderson), ERA (6th), strikeouts (6th), starts (4th), inning pitched (5th), opponent AVG (5th, .263), and WHIP (7th, 1.41).
- In his first 16 starts through Aug. 22, went 9-4, 3.68 with all 11 of his quality starts and 11 starts of at least 6.0 innings.
- In his last six starts beginning Aug. 28, went 0-2, 9.43 ERA without pitching into the sixth inning.
- Received votes for NL Rookie of the Month for August (six games, 4-2 record, 2.80 ERA).
- His streak of six-consecutive quality starts from July 27-Aug. 22 was the longest by a Reds pitcher since Sonny Gray did it from Aug. 20-Sept. 17, 2019 and the longest by a Reds rookie since Raisel Iglesias had seven-straight QS from Aug. 1-Sept. 2, 2015.
- From July 27-Aug. 12, won four-consecutive starts (4-0, 1.78 ERA), the longest streak by a Reds rookie since RHP Robert Stephenson won four straight starts from 8/19-9/5, 2017.

2021 (CONT.)

- On May 28 was promoted from Triple-A Louisville to start at Wrigley Field in his ML debut. Allowed only a solo HR to David Bote leading off the top of the fifth inning.
- Until his May 28 promotion, spent the Minor League season at Louisville, where he went 2-0, 2.65 ERA in three starts.
- Entered the season rated by *Baseball America* the 14th-best prospect in the organization.



INNINGS PITCHED 7.0 - 3x; last, 8/22/21 vs. MIA
STRIKEOUTS 8 - 8/22/21 vs. MIA
SCORELESS IP 10.1 - 7/27-8/1/21
WIN STREAK 5 G - 7/5-8/12/21
LOSS STREAK 6 G - 4/9-5/23/22

2020

- On June 28, was suspended for 80 games after testing positive for Stanazolol, a performance-enhancing substance, in violation of the Minor League Drug Prevention and Treatment Program.
- On Nov. 20 was added to the 40-man roster, along with RHP Riley O'Brien and RHP Jared Solomon, and was placed on Major League Baseball's suspended list.
- Following the season played for the Tigres del Lincey in the Dominican Winter League (five games, 1-2 record, 3.71 ERA).

2019

- Spent the season at Triple-A Louisville, where he tied for the International League lead in starts while ranking third in innings pitched. Also ranked among the IL leaders in strikeouts (8th), opponent AVG (.266, 6th) and WHIP (1.40, 7th).
- Among all Reds Minor League pitchers, ranked T2nd in starts, fourth in innings pitched, opponent AVG (.266) and WHIP (1.40).
- Was the International League Pitcher of the Week (Aug. 18)
- Following the season pitched for the Tigres del Lincey in the Dominican Winter League (seven games, 1-4 record, 3.21 ERA).

2018

- At Double-A Pensacola, led Reds Minor League pitchers in strikeouts (145). His slider, changeup, and control were rated by *Baseball America* the best of any pitcher in the organization.

2017

- Entered his first full season in professional baseball rated by *Baseball America* the ninth-best prospect in the organization.

2016

- Was signed by the Reds in September and participated in his first organized workouts during the Instructional League in Goodyear. On Dec. 9 was invited to 2017 Major League Spring Training camp.

PERSONAL/MISCELLANEOUS

- Full name is Vladimir Gutierrez Rodriguez.
- Was Rookie of the Year of the 2013-2014 Cuban National Series season with Vegueros de Pinar del Río.
- In Aug. 2014 was rated by *Baseball America* the 14th-best prospect in Cuba.
- In Feb. 2015, while in Puerto Rico for the Caribbean Series, left the Cuban team to pursue a career in the Major Leagues.



@VLADIMIR83418418



2024: Signed by Miami as a Minor League free agent on 2/22.

2016: Signed by Cincinnati to a Minor League contract on 9/7.

Signed by scouts Tony Arias, Chris Buckley, and Bob Engel.



2022: Torn ulnar collateral ligament in right elbow
(June 5-End of Season)

2016: Suspended by MLB for 80 games for violating the Minor League Drug Prevention and Treatment Program on 6/28.



2019: International League Pitcher of the Week (Aug. 18)

GUTIERREZ'S PITCHING HISTORY

YEAR	CLUB	W-L	ERA	G	GS	CG	SHO	SV	SVO	IP	H	R	ER	HR	HB	BB	SO	WP	BK
2023	Louisville (AAA)	1-1	8.31	3	0	0	0	0	0	4.1	3	4	4	1	0	4	4	0	0
	Reds (Rk.)	0-0	0.00	2	1	0	0	0	0	2.1	0	0	0	0	0	2	3	0	0
	Minors (5 yrs.)	25-30	4.89	81	77	0	0	0	0	410.1	403	239	223	58	35	118	384	17	11
	MAJORS (2 yrs.)	10-12	5.44	32	30	0	0	0	0	150.2	161	92	91	28	10	70	117	5	2

FRONT OFFICE

FIELD STAFF

PLAYERS

CLUB HISTORY

SEASON IN REVIEW

OPPONENTS

GENERAL INFORMATION



BRYAN HOEING

RIGHT-HANDED PITCHER

78

HEIGHT: 6'6" | WEIGHT: 210 | B/T: R/R | DOB: OCTOBER 9, 1996 | BORN: BATESVILLE, IN | MLB DEBUT: AUGUST 25, 2022 AT LAD

ACQUIRED: SELECTED BY MIAMI IN THE 7TH ROUND OF THE 2019 MLB DRAFT | CONTRACT STATUS: SIGNED THROUGH 2024

FRONT OFFICE

FIELD STAFF

PLAYERS

CLUB HISTORY

SEASON IN REVIEW

OPPONENTS

GENERAL INFORMATION

2023

- Finished his second season with the Marlins with a 2-3 record and a 5.48 ERA (43 ER/70.2 IP) in 33 appearances (seven starts). Struck out a career-high 53 batters.
- Went 0-2 with a 6.59 ERA (21 ER/28.2 IP) in seven starts, allowing 12 walks with 19 strikeouts. Held batters to a .259 AVG (29x112).
- Made 26 relief appearances, going 2-1 with a 4.71 ERA (22 ER/42.0 IP) with 34 strikeouts. Held batters to a .259 AVG (42x162).
- Left-handed batters went 31x106 (.292) against Hoeing with a .980 OPS, while right-handed batters hit .238 (40x168) with a .728 OPS.
- Matched his career high in strikeouts with five on Aug. 27 vs. WSH. Recorded the win, tossing 4.0 innings, and allowing one run on four hits and one walk.
- Was optioned to Triple-A Jacksonville on July 29 and recalled on Aug. 14. Made one relief appearance and one start for JAX, going 1-0 with a 2.70 ERA (4 ER/13.1 IP).
- Pitched 5.0 scoreless and hitless innings vs. PIT on June 24, allowing three walks and striking out two batters in a 4-3 Marlins win. Matched his career high in innings pitched set on April 30 vs. CHC in his first start of the year.
- Had a career-high 9.0-inning scoreless streak from June 19-24. During stretch, held opponents to a .103 AVG (3x29) with three walks and seven strikeouts.
- Made his season debut on April 25 at ATL in a relief appearance. Threw 3.2 innings and allowed four runs on six hits with two walks and two strikeouts.
- Began the season with Triple-A Jacksonville, making three starts (four appearances) and owned a 2.08 ERA (4 ER/17.1 IP) with two walks and 20 strikeouts. Had contract selected by the Marlins on April 25.

2022

- Made eight appearances (one start) with Miami in 2022 after making his Major League debut and first career start on Aug. 20 at LAD. Allowed seven runs on eight hits in 3.0 innings.
- Recorded his first career win on Sept. 12 (G2 of DH) vs. TEX. Allowed 17 earned runs in 12.2 innings (12.08 ERA) with five walks and six strikeouts across three stints in the Majors.
- In 22 Minor League appearances (21 starts) between Double-A Pensacola and Triple-A Jacksonville, combined to go 9-6 with a 4.06 ERA (119.2 IP/54 ER) with 39 walks and 75 strikeouts.
- Started the year with Pensacola, allowing one run in his first four starts. Went 7.0 innings twice in that span (7.1 IP on April 17 and 7.0 IP on May 1). Was promoted to Triple-A and made his first start there on May 7.

2021

- Spent entire season at High-A Beloit, leading the team in innings pitched, wins, and strikeouts.
- Led the league with 121.0 innings pitched and posted the 9th-best ERA among qualified pitchers in the High-A Central division.
- Ranked 2nd in system in BB/9 (1.79) among qualified pitchers and had the 2nd highest ground ball pct. (55.7%) in the Marlins system.



INNINGS PITCHED 5.0 - 2x; last, 6/24/23 vs. PIT
STRIKEOUTS 5 - 2x; last, 8/27/2023 vs. WSH
SCORELESS IP 9.0 - 6/19-6/24/23
WIN STREAK None
LOSS STREAK None

2020

- Did not play due to the COVID-19 pandemic.

2019

- In his first professional season, made nine appearances in relief for Short-Season Class-A Batavia. Went 0-2 with a 4.43 ERA (11 ER/22.1 IP) with five walks and 17 strikeouts and held batters to a .295 AVG.

PERSONAL/MISCELLANEOUS

- Full name is Bryan Jerome Hoeing.
- Played three years at the University of Louisville, where he held a 3.24 ERA in 57 appearances.
- Selected in the 32th round of the 2015 First-Year Player Draft by Arizona, but opted to go to college. Selected by San Francisco in the 36th round of the 2018 Draft, but returned to college. Named All-State in Illinois as a high school basketball player and selected as a 2014 Under Armour All-American at Batesville HS.
- Grew up a Reds, Colts, and Pacers fan. His mom, Donna, played college basketball at Ball State. His cousin, Alex Meyer, was a first round selection of the Nationals in the 2011 First-Year Player Draft and played in MLB for the Twins and Angels.



2019: Selected by Miami in the 7th round of the First-Year Player Draft.



2021: Midwest League Pitcher of the Month (August)
Midwest League Pitcher of the Week (August 29)



@BRYANHOEING



@BRYANHOEING

HOEING'S PITCHING HISTORY

YEAR	CLUB	W-L	ERA	G	GS	CG	SHO	SV	SVO	IP	H	R	ER	HR	HB	BB	SO	WP	BK
2023	MIAMI	2-3	5.48	33	7	0	0	0	0	70.2	71	45	43	13	2	25	53	1	0
	Jacksonville (AAA)	1-0	2.35	7	4	0	0	0	0	30.2	25	10	8	3	0	4	37	2	0
	Minors (4 yrs.)	17-14	4.23	60	47	0	0	0	1	293.2	301	154	138	31	17	72	225	14	3
	MAJORS (2 yrs.)	3-4	6.48	41	8	0	0	0	0	83.1	90	62	60	18	2	30	59	2	0



BENNETT HOSTETLER

CATCHER

88

HEIGHT**6'0"****WEIGHT****195****B/T****R/R****DOB****SEPTEMBER 23, 1997****BORN****BOZEMAN, MT****ACQUIRED****SELECTED BY MIAMI IN THE 18TH ROUND OF THE 2021 FIRST-YEAR PLAYER DRAFT****CONTRACT STATUS****SIGNED THROUGH 2024****NON-ROSTER INVITEE****2023**

- Split his third professional season between High-A Beloit and Double-A Pensacola. Combined to hit .235 (62x264) in 80 games with 41 runs, 13 doubles, 14 home runs, 47 RBI, and a .796 OPS.
- Played nine games at High-A Beloit at the start of the season, going 4x31 (.129) before moving to Double-A Pensacola.
- Had two multi-homer games on July 20 and Sept. 19.
- In 71 games with the Blue Wahoos, hit .249 (58x233) with 12 doubles and 14 homers. Walked 37 times against 69 strikeouts.
- Made 36 starts at first base, 27 at catcher, four at third base, and five as the designated hitter.

2022

- Spent the entire campaign with High-A Beloit, hitting .232 (86x371) with 49 runs, 18 doubles, one triple, nine homers, and 53 RBI with 31 walks and 90 strikeouts.
- Hit .256 (71x277) with 15 doubles and six homers against right-handed pitching, while batting just .160 (15x94) with three doubles, one triple, and three homers against left-handers.

2021

- Was named a Marlins Organizational All-Star during his first professional season.
- In 37 games between Single-A Jupiter and High-A Beloit, slashed .319/.267/.486/.853 (44x138) with eight doubles, five home runs, and 33 RBI. Recorded six walks and 44 strikeouts.
- Made 30 starts at third base (.932 fielding pct.) and four starts at shortstop (.882 fielding pct.).

PERSONAL/MISCELLANEOUS

- Full name is Bennett Miles Hostetler.
- Was selected by Miami out of North Dakota State University in Fargo, N.D.
- Started all 61 games at shortstop his senior season at NDSU. Was named the Summit League Athlete of the Month in May and June, the Summit League Player of the Year, and earned All-Summit League First-Team honors at shortstop.
- Is the son of Troy and Michelle Hostetler and has two brothers, Nicholas and Morgan.

**@BENNETTHOSTETLER****@BENNETTHOSTETLER****2021:** Selected by Miami in the 18th round of the First-Year Player Draft.**2021:** MiLB.com Organizational All-Star (Miami)**HOSTETLER'S BATTING HISTORY**

YEAR	CLUB	AVG.	G	AB	R	H	2B	3B	HR	RBI	SH	SF	HBP	BB	SO	SB	CS	OBP	SLG	OPS
2023	Pensacola (AA)	.249	71	233	38	58	12	0	14	42	1	0	8	37	69	5	1	.371	.481	.851
	Beloit (A+)	.129	9	31	3	4	1	0	0	5	1	0	2	1	8	0	0	.206	.161	.367
	Minors (3 yrs.)	.251	191	673	125	169	38	3	33	117	0	6	19	113	180	13	7	.371	.464	.835

FRONT OFFICE

FIELD STAFF

PLAYERS

CLUB HISTORY

SEASON IN REVIEW

OPPONENTS

GENERAL INFORMATION



TROY JOHNSTON

INFIELDER

79

HEIGHT**6'0"****WEIGHT****205****B/T****L/L****DOB****JUNE 22, 1997****BORN****TACOMA, WA****NON-ROSTER INVITEE****ACQUIRED****SELECTED BY MIAMI IN THE 24TH ROUND OF THE 2019 FIRST-YEAR PLAYER DRAFT****CONTRACT STATUS****SIGNED THROUGH 2024**

FRONT OFFICE

FIELD STAFF

PLAYERS

CLUB HISTORY

SEASON IN REVIEW

OPPONENTS

GENERAL INFORMATION

2023

- Awarded the 2023 Marlins Minor League Player of the Year Award. Split the season between Double-A Pensacola and Triple-A Jacksonville, setting career highs in games played (134), AVG (.307), hits (157), doubles (36), triples (five), home runs (26), RBI (116), stolen bases (24), and OPS (.948).
- Led all Minor League players in RBI and ranked 4th in extra-base hits (67) and total bases (281).
- In the month of July, hit .412 (40x97) with 14 doubles, seven home runs, and 34 RBI with Double-A Pensacola. Earned Southern League Player of the Week on July 9.
- Named a Marlins Organizational All-Star.
- Collected 30 doubles and 17 home runs against right-handed pitchers, going 115x366 (.314 AVG). Hit six doubles and nine home runs with a .288 AVG (42x146) against left-handed pitching.
- Played in four games with the Toros del Este in the Dominican Winter League following the season. Went 2x10 with two RBI, one stolen base, one walk, and four strikeouts.

2022

- Ranked by MLB Pipeline as Miami's No. 20 prospect entering the season, was named the 2022 Pensacola Blue Wahoos MVP, ranking 2nd in batting average among qualifiers in the Southern League.
- Batted .292 with 96 hits, 20 doubles, 10 home runs, and 32 walks. He played in 85 games and drove in 49 runs before getting the call to Triple-A.
- Went 2x5 with a double and one RBI in his Triple-A Jumbo Shrimp debut on Aug. 16 vs. Nashville.
- In 29 games with Jacksonville, hit five doubles, four home runs, and eight RBI.
- Rode a season-long 12-game hitting streak from May 8-28, including four multi-hit efforts.
- Was named the Southern League Player of the Week for the week of June 5, putting together five consecutive multi-hit efforts, including a career high-tying four hits with two runs scored, one double, one home run, and three RBI on June 2 vs. Biloxi.

**2019:** Selected by Miami in the 17th round of the 2019 First-Year Player Draft.**@TROY_JOHNSTON_****@2297TROY****2021**

- In 120 games between Single-A Jupiter and High-A Beloit, batted .300 with a .867 OPS and 27 doubles, one triple, 15 home runs, and 85 home runs.
- Started the season at Single-A, going 12x83 (.349) in 24 games, splitting time between first base and left field. Ranked 2nd in Low-A Southeast at the time of his promotion.
- Earned promotion to Beloit on June 1, went 103x357 (.289), finishing in a three-way tie for the High-A Central batting title.
- Hit for the cycle on June 20 at Peoria in a six-RBI game. Hit .296 (21x71) in 18 games with the Mesa Solar Sox of the Arizona Fall League, with three doubles and 11 RBI.
- Led system in hits (132), RBI (85), on-base (.399), and OPS (.867), ranked 2nd in AVG (.300) among qualifiers, doubles (27), and 3rd in home runs (15) and slugging (.468). Named a Marlins Organizational All-Star.

2020

- Did not play due to the COVID-19 pandemic.

2019

- Played exclusively left field in 59 games with Short-Season Class-A Batavia, hitting .277/.373/.399 in his first professional season.
- Named to New York-Penn League Midseason All-Star team.

PERSONAL/MISCELLANEOUS

- Full name is Troy Michael Johnston.
- Played three years at Gonzaga University, batting .330 with a .610 slugging pct. in his final collegiate season. Majored in accounting.
- Attended Rogers HS in Washington where he also played football and wrestled.
- His father, David, played baseball and wrestled at Eastern Washington.



2023: Southern League Post-Season All-Star
Southern League Player of the Week (July 9)
MiLB.com Organizational All-Star (Miami)
MiLB Awards All-MiLB Prospect Second Team

2022: Southern League Postseason All-Star
Southern League Player of the Week (June 5)

2021: MiLB.com Organizational All-Star (Miami)
Midwest League Postseason All-Star
Midwest League Player of the Week (June 20-Aug. 8)

JOHNSTON'S BATTING HISTORY

YEAR	CLUB	AVG.	G	AB	R	H	2B	3B	HR	RBI	SH	SF	HBP	BB	SO	SB	CS	OBP	SLG	OPS
2023	Jacksonville (AAA)	.323	51	198	31	64	13	1	8	33	0	1	7	20	44	8	1	.403	.520	.923
	Pensacola (AA)	.296	83	314	71	93	23	4	18	83	1	3	12	42	64	16	1	.396	.567	.963
	Minors (4 yrs.)	.289	427	1591	253	459	103	8	58	293	3	17	39	209	357	35	6	.381	.473	.854



JEFF LINDGREN

RIGHT-HANDED PITCHER

70

HEIGHT: 6'1" WEIGHT: 200 B/T: R/R DOB: SEPTEMBER 17, 1996 BORN: CHAMPAIGN, IL MLB DEBUT: APRIL 3, 2023 VS. MIN

NON-ROSTER INVITEE

ACQUIRED SELECTED BY MIAMI IN THE 24TH ROUND OF THE 2019 FIRST-YEAR PLAYER DRAFT

CONTRACT STATUS SIGNED THROUGH 2024

2023

- Made his Major League debut for the Marlins on April 3 vs. MIN. Allowed four runs on four hits with three walks in 5.0 innings pitched in relief. In a second Major League stint in July, made two scoreless appearances in relief with one walk and one strikeouts over 2.0 innings.
- Spent the majority of the season with Triple-A Jacksonville, where he owned a 6-6 record and posted a 4.88 ERA (47 ER/86.2 IP) in 22 appearances (17 starts). Recorded 47 walks and 59 strikeouts.
- Tossed his second-career 7.0-inning complete game in the Minors on June 7 vs. Triple-A Nashville. Held the Sounds to only one run (solo homer) on two hits with one walk and five strikeouts.

2022

- Combined to go 7-4 with a 4.21 ERA (64 ER/136.2 IP) in 27 starts between Double-A Pensacola and Triple-A Jacksonville with 53 walks and 116 strikeouts.
- Made four starts with Triple-A Jacksonville to start the year, allowing 15 runs on 22 hits in 17.2 innings (7.64 ERA) with nine walks and 11 strikeouts.
- Tossed a 7.0-inning complete-game shutout against Double-A Montgomery on July 2. Allowed four hits, walked two and struck out five on 72 pitches.
- From May 8-July 27, made 12 starts with Double-A Pensacola where he posted a 3.15 ERA (24 ER/68.2 IP), 4-1 record, 25 walks, and 67 strikeouts. Owned a 1.18 WHIP and held opponents to a .225 AVG.
- Was moved back to Triple-A Jacksonville and finished the season going 2-2 with a 4.47 ERA (25 ER/50.1 IP) in 11 starts with 19 walks and 38 strikeouts.



2019: Selected by Miami in the 24th round of the 2019 First Year Player Draft.



2022: International League Player of the Week (June 11)
2021: Southern League Player of the Week (Aug. 15, Sept. 12)

2021

- Spent the entire campaign with Double-A Pensacola, going 6-8 with a 3.82 ERA (45 ER/106.0 IP) in 20 games (19 starts) with 31 walks and 85 strikeouts.
- Earned Southern League Pitcher of the Week honors twice: Aug. 15 and Sept. 12. Over his last five starts of the season from Aug. 8-Sept. 11, went 3-1 with a 0.64 ERA (2 ER/28.1 IP) with six walks, 32 strikeouts, and a .153 opponent AVG (15x98).



INNINGS PITCHED
STRIKEOUTS
SCORELESS IP
WIN STREAK
LOSS STREAK

5.0 - 4/3/23 vs. MIN
 1- 7/4/23 vs. STL
 2.0 - 7/4-7/6/23
 None
 None

2020

- Did not play due to the COVID-19 pandemic.

2019

- Split the season between Short-A Batavia in the New York-Penn League and Single-A Jupiter in the Florida State League. Went 2-2 with a 1.27 ERA (4 ER/28.1 IP) in 16 outings, with seven walks and 26 strikeouts during his first professional season.

PERSONAL/MISCELLANEOUS

- Full name is Jeff Thomas Lindgren.
- Attended Illinois State University, where he played four years of collegiate baseball. Was named to the AFNI honor roll after his freshman and sophomore seasons. Was named to the Missouri Valley Conference honor roll after sophomore season.
- Attended Centennial High School in Champaign, Ill.
- Got married to his wife, Megan, in January 2023.



@J_LING03



@J_LING03

LINDGREN'S PITCHING HISTORY

YEAR	CLUB	W-L	ERA	G	GS	CG	SHO	SV	SVO	IP	H	R	ER	HR	HB	BB	SO	WP	BK
2023	MIAMI	0-0	5.14	3	0	0	0	0	0	7.0	4	4	4	0	0	4	1	0	0
	Jacksonville (AAA)	6-6	4.88	22	17	1	0	0	0	86.2	73	49	47	15	5	47	59	1	0
	Minors (4 yrs.)	21-20	4.03	85	63	2	1	1	1	357.2	323	174	160	50	25	138	286	13	1
	MAJORS (1 yr.)	0-0	5.14	3	0	0	0	0	0	7.0	4	4	4	0	0	4	1	0	0

FRONT OFFICE

FIELD STAFF

PLAYERS

CLUB HISTORY

SEASON IN REVIEW

OPPONENTS

GENERAL INFORMATION



JESÚS LUZARDO

LEFT-HANDED PITCHER

44

HEIGHT: 6'0" WEIGHT: 218 B/T: L/L DOB: SEPTEMBER 30, 1997 BORN: LIMA, PERÚ MLB DEBUT: SEPTEMBER 11, 2019 AT HOU

ACQUIRED FROM OAKLAND IN EXCHANGE FOR OF STARLING MARTE ON 7/28/21 CONTRACT STATUS: SIGNED THROUGH 2024

FRONT OFFICE

FIELD STAFF

PLAYERS

CLUB HISTORY

SEASON IN REVIEW

OPPONENTS

GENERAL INFORMATION

2023

- Finished his third season with the Marlins going 10-10 with a 3.63 ERA (72 ER/178.2 IP) in a career-high 32 starts, also setting career highs in innings pitched, strikeouts (208), wins (10), and quality starts (17).
- His 208 strikeouts marked the most by a left-handed starter in Marlins history, surpassing the previous record held by Al Leiter (200, 1996).
- Finished with 13 starts of eight-plus strikeouts. Ranked 3rd among NL pitchers this season.
- Held a team season-high and career-high 26.1 scoreless innings streak from June 18-July 9.

SINGLE-SEASON STRIKEOUT LEADERS

Club History

SO	Player (Year)
253	José Fernández (2016)
209	Ryan Dempster (2000)
208	Jesús Luzardo (2023)
207	Sandy Alcantara (2022)
205	Kevin Brown (1997)

- Marked the third-most strikeouts by any Marlins starter in a single season, and the ninth 200-strikeout season in club history.
- Left-handed batters hit .215 (32x149) vs. Luzardo in 2023 with three home runs and a .600 OPS, while right-handed batters hit .246 (130x528) with 19 home runs and a .745 OPS.
- In his final regular season start of the season on Sept. 28 at NYM, tossed a career-high 7.1 innings with 10 strikeouts. Marked his seventh double-digit strikeout outing and third of the season (also, July 23 vs. COL - 13 and April 5 vs. MIN - 10).
- Struck out a career-high 13 batters on July 23 vs. COL, matching the most strikeouts by a Marlins left-hander in franchise history (LHP Braxton Garrett on June 6, 2022).
- 17 of his 32 starts were quality starts, the most among Marlins starters and fifth-most among left-handed pitchers in all of MLB.
- With a career-high 10 wins, became the first left-handed Marlins pitcher to record at least 10 wins in a season since LHP Caleb Smith went 10-11 in 2019.
- Owned a streak of 17 consecutive starts with five-plus strikeouts from Sept. 16, 2022 to June 6, 2023 before striking out just three batters at SEA on June 12.
- Made his 2023 debut on March 31 vs. NYM. Earned the first Marlins win of the season (2-1), tossing a scoreless 5.2 innings on two hits with four walks and five strikeouts.

2022

- Posted a 3.32 ERA (37 ER/100.1 IP) and went 4-7 in his first full season with the Marlins.
- Missed 71 games from May 10-Aug. 1 with a left forearm strain.
- Went 2-2 with a 2.64 ERA (17 ER/58.0 IP) in 10 away starts with 71 strikeouts, and 1-5 with a 4.25 ERA (20 ER/42.1 IP) with 49 strikeouts in eight starts at home.
- Allowed two runs-or-less in 13 of 18 starts, and one run-or-less in seven starts.
- Made three starts of 7.0 innings: Aug. 7 at CHC, Aug. 24 at OAK, and Sept. 6 at PHI.

2022 (CONT.)

- Struck out a career-high 12 batters in just 5.0 innings of work, becoming the first pitcher in franchise history to strike out 12 batters in a start that lasted no more than 5.0 innings.
- Pitched 6.0-plus innings in nine of 12 starts after his return from injury on Aug. 1, going 2-4 with a 3.03 ERA (24 ER/71.1 IP).
- Posted a 1.85 ERA (5 ER/24.2 IP) in final four starts with 45 strikeouts.



INNINGS PITCHED	71 - 9/28/23 at NYM
STRIKEOUTS	13 - 7/23/23 vs. COL
SCORELESS IP	26.1 - 6/18-7/19/23
WIN STREAK	2 G - 3x; last, 7/4-7/9/23
LOSS STREAK	3 G - 2x; last, 8/4-8/16/23

2021

- Made 12 starts with the Marlins in 2021 after being acquired from Oakland at the trade deadline in exchange for OF Starling Marte.
- Opened the year with Oakland before being acquired by Miami on July 28. Went 2-4 with a 6.87 ERA in 13 games (six starts) with the A's. Also made eight starts with Triple-A Las Vegas, going 2-2 with a 6.52 ERA (21 ER/29.0 IP). Made his Marlins debut on Aug. 2 at loanDepot park, starting and earning the win against the Mets, limiting New York to three runs in 5.0 innings.
- Struck out a career-high 11 batters in 5.1 innings in his final start of the season on Oct. 2 vs. PHI. Allowed one run on six hits to pick up his 4th win with the Marlins.

2020

- Went 3-2 with a 4.12 ERA in 12 games with Oakland, including nine starts. Ranked 2nd among Major League rookies in strikeouts (59) and innings pitched (59.0), tied for 5th in appearances, and tied for 9th in wins and games started.
- Went 3-2 with a 3.83 ERA in his nine starts, and 0-0 with a 5.59 ERA in three relief appearances.
- Made his first Major League start on Aug. 4 against TEX. Pitched 5.0 scoreless innings and allowed just two hits and two walks, but had a no-decision in the A's 5-1 win. At the age of 22 years and 309 days, he was the youngest A's pitcher to start a game since Brett Anderson at 22 years, 243 days on October 2, 2010.
- Earned his first big league win in his second start in a 7-2 A's win over Houston on Aug. 9. At the age of 22 years and 314 days, he was the youngest A's pitcher to win a game since Anderson in on Oct. 2, 2010.
- Went 0-1 with a 8.22 ERA in two Postseason starts. Joined Jarrod Parker (2012) and Sonny Gray (2013) as the only rookie pitchers in Athletics' history to make two postseason starts.
- Started Game 1 of the ALWCs against CHW on Sept. 29 and was the losing pitcher in the A's 4-1 loss (3.1 IP, six hits, three runs, three earned runs, five strikeouts, two home runs). The start came one day before his 23rd birthday, making him the eighth-youngest pitcher in Athletics history to start a postseason game. Was the youngest since Barry Zito started Game 4 of the 2000 ALDS at the age of 22 years, 147 days.

2019

- Made his Major League debut on Sept. 11 at HOU. Pitched 3.0 innings and allowed one run on one hit, a Martin Maldonado solo home run in the 6th inning. Struck out the first batter he faced, Aledmys Díaz. At 21 years and 346 days old, he became the youngest A's pitcher since Brett Anderson on Oct. 1, 2009 (21 years, 242 days). He also became the first player born in Perú in Major League history.
- Worked 3.0 scoreless innings of relief in the AL Wild Card game on Oct. 2 against TB (one hit, two walks, four strikeouts). The appearance came two days after his 22nd birthday, making him the 2nd-youngest pitcher in Oakland Postseason history behind Rich Harden in 2003 (21 years and 305 days).

2018

- Made his Double-A and Triple-A debuts in 2018. Pitched for three different teams in the A's farm system and combined for a 10-5 record and a 2.88 ERA in 23 starts with Single-A Stockton, Double-A Midland, and Triple-A Nashville.
- Struck out 129 batters in 109.1 innings, an average of 10.62 per 9.0 innings.
- Was ranked No. 7 on *Baseball America's* Top 100 Prospects listed and No. 14 by MLB.com.

2017

- Pitched for three different teams in two organizations in his first professional season in 2017. Combined to go 2-1 with a 1.66 ERA with a .216 opponent AVG in 12 games, including 11 starts. Struck out 48 batters in 43.1 innings and walked just five.



2021: Acquired by Miami from Oakland in exchange for OF Starling Marte on 7/28.

2017: Acquired by Oakland with RHP Blake Treinen and INF Sheldon Neuse from Washington in exchange for RHP Ryan Madson and LHP Sean Doolittle.

2016: Selected by Washington in the third round of the First-Year Player Draft.

PERSONAL/MISCELLANEOUS

- Full name is Jesús Guillermo Luzardo.
- Missed all of 2016 after undergoing "Tommy John" surgery while in high school.
- Graduated from Marjory Stoneman Douglas High School in Parkland, Fla. Went 4-0 with a 0.66 ERA in four starts as a senior in 2016 before undergoing Tommy John surgery on March 22.
- Is an avid Florida Panthers fan.
- Was signed with the University of Miami to play with the Miami Hurricanes baseball team before being selected in the first round of the 2016 First-Year Player Draft.



2022: Left forearm strain (May 12-Aug. 1)

2021: Left hand fracture (May 2-May 30)



2018: Futures Game Selection

Texas League Mid-Season All-Star

MiLB Organizational All-Star (Oakland)



@BABY_JESUS9



@BABY_JESUS9

LUZARDO'S PITCHING HISTORY

YEAR	CLUB	W-L	ERA	G	GS	CG	SHO	SV	SVO	IP	H	R	ER	HR	HB	BB	SO	WP	BK
2023	MIAMI	10-10	3.58	32	32	0	0	0	0	178.2	163	79	72	22	6	55	208	7	1
	Minors (5 yrs.)	16-9	3.01	57	54	0	0	0	0	236.1	198	86	79	17	13	62	272	13	4
	MAJORS (5 yrs.)	23-27	4.20	93	77	0	0	2	2	445.1	401	221	208	62	16	158	501	25	2

POSTSEASON HISTORY

YEAR	CLUB/OPP	SERIES	W-L	ERA	G	GS	CG	SHO	SV	SVO	IP	H	R	ER	HR	HB	BB	SO	WP	BK
2019	OAK/TB	ALWC	0-0	0.00	1	0	0	0	0	0	3.0	1	0	0	0	0	2	4	0	0
2020	OAK/CWS	ALWC	0-1	8.10	1	1	0	0	0	0	3.1	6	3	3	2	0	0	5	0	0
	OAK/HOU	ALDS	0-0	8.31	1	1	0	0	0	0	4.1	5	4	4	2	0	2	2	0	0
2023	MIA/PHI	NLWC	0-1	6.75	1	1	0	0	0	0	4.0	8	3	3	0	0	0	5	2	0
	Wild Card		0-2	5.23	3	2	0	0	0	0	10.1	15	6	6	2	0	2	14	2	0
	Division Series		0-0	8.31	1	1	0	0	0	0	4.1	5	4	4	2	0	2	2	0	0
	TOTALS		0-2	6.14	4	3	0	0	0	0	14.2	20	10	10	4	0	4	16	2	0

FRONT OFFICE

FIELD STAFF

PLAYERS

CLUB HISTORY

SEASON IN REVIEW

OPPONENTS

GENERAL INFORMATION



ANTHONY MALDONADO

RIGHT-HANDED PITCHER

52

HEIGHT: 6'4" WEIGHT: 220 B/T: R/R DOB: FEBRUARY 6, 1998 BORN: WELLINGTON, FL

ACQUIRED: SELECTED BY MIAMI IN THE 11TH ROUND OF THE 2019 FIRST-YEAR PLAYER DRAFT CONTRACT STATUS: SIGNED THROUGH 2024

FRONT OFFICE

FIELD STAFF

PLAYERS

CLUB HISTORY

SEASON IN REVIEW

OPPONENTS

GENERAL INFORMATION

2023

- Posted a 1.62 ERA (9 ER/50.0 IP), going 7-3 in 37 relief appearances with Triple-A Jacksonville and Single-A Jupiter. Recorded nine saves in 13 opportunities.
- Made 34 appearances with the Jumbo Shrimp, going 7-3 with a 1.76 ERA (9 ER/46.0 IP), 21 walks, and 71 strikeouts in his second season at the Triple-A level.
- Spent time on the Injured List (June 23-July 8) and returned to action on a rehabilitation stint with Single-A Jupiter, where he struck out seven batters and allowed one hit over 4.0 innings in three games.
- Did not allow a run in the entire month of August (eight games). Batters went just 1x19 (.053) with five walks and eight strikeouts.
- Pitched for Team Puerto Rico in the 2023 World Baseball Classic at loanDepot park.
- Was added to the 40-man roster following the regular season.

2022

- Spent time on the Double-A and Triple-A rosters with the Marlins, pitching to a 4-3 record overall and logging a 3.03 ERA (21 ER/62.1 IP) with 20 walks and 86 strikeouts in 42 appearances. Recorded four saves.
- Earned promotion to Triple-A and made his Jumbo Shrimp debut on July 30. Allowed three runs on three hits (one home run) with one walk and four strikeouts over 1.2 innings.
- Combined to allow just three earned runs on 13 hits over 24.0 innings (1.13 ERA) to finish the season from Aug. 2-Sept. 28 across 14 outings with Triple-A Jacksonville and two with Double-A Pensacola.

2021

- Combined to post a 4.30 ERA (14 ER/29.1 IP) in 21 games (two starts) between four levels.
- Started the season with Double-A Pensacola and posted a 3.38 ERA (2 ER/5.1 IP) in five games with one walk and eight strikeouts. Recorded three saves.
- Missed time on the Injured List and returned with the FCL Marlins. Pitched 3.0 innings there in two games with five strikeouts on July 24 and July 29.
- Moved to Single-A Jupiter for one outing, allowing two runs on three hits with two walks and one strikeout. Allowed one home run.
- Finished the year with High-A Beloit, going 1-3 with a 4.26 ERA (9 ER/19.0 IP) in 13 appearances from Aug. 8-Sept. 19.

2020

- Did not play due to the COVID-19 pandemic.

2019

- Made professional debut with the Rookie-level Marlins in the Gulf Coast League on June 26. Went 2-1 with a 1.59 ERA (2 ER/11.1 IP) in 10 games and held opponents to a .150 AVG (6x40).

PERSONAL/MISCELLANEOUS

- Full name is Anthony Omar Maldonado.
- Attended Bethune-Cookman University in Daytona Beach, Fla. where he went 18-11 with a 3.22 ERA (83 ER/231.2 IP) in 41 games (39 starts).
- Earned First-Team All-MEAC honors after Freshman and Sophomore seasons. Was named 2018 MEAC Pitcher of the Year after his Sophomore year and the Preseason MEAC Pitcher of the Year prior to his Junior season. Also earned Second-Team All-MEAC honors after Junior season.
- Originally from Wellington, Fla. and attended Palm Beach Central High School.



2019: Selected by Miami in the 11th round (321st overall) in First-Year Player Draft.



2023: International League Post-Season All-Star



@ANTHONYMALDONADO40

MALDONADO'S PITCHING HISTORY

YEAR	CLUB	W-L	ERA	G	GS	CG	SHO	SV	SVO	IP	H	R	ER	HR	HB	BB	SO	WP	BK
2023	Jacksonville (AAA)	7-3	1.76	34	0	0	0	9	13	46.0	23	11	9	5	2	0	71	4	0
	Jupiter (A)	0-0	0.00	3	0	0	0	0	0	4.0	1	0	0	0	0	0	7	0	0
	Minors (4 yrs.)	14-13	2.71	110	2	0	0	18	0	153.0	107	53	46	16	9	49	213	14	0



TREY MANCINI

INFIELDER

13

HEIGHT: 6'3" WEIGHT: 230 B/T: R/R DOB: MARCH 18, 1992 BORN: WINTER HAVEN, FL MLB DEBUT: SEPTEMBER 20, 2016 VS. BOS

NON-ROSTER INVITEE

ACQUIRED: SIGNED AS A MINOR LEAGUE FREE AGENT ON 1/22/24 CONTRACT STATUS: SIGNED THROUGH 2024

2023

- Played in 79 games with the Cubs after signing as a free agent on a \$14 million, two-year deal on Jan. 21, 2023.
- Went 23x88 (.261) in March/April, including six multi-hit games. Had five multi-hit games from May 1-July 31, and batted .218 (32x147) in that span.
- Made 40 starts at first base (51 games) and 20 at designated hitter (22 games). Also made three starts in right field (five games).
- Hit .234 (55x235) with 12 doubles, four home runs, and 28 RBI with 21 walks and 78 strikeouts.
- Was designated for assignment on Aug. 1 by Chicago-NL. Signed with Cincinnati as a Minor League free agent on Aug. 23.
- In five games with Triple-A Louisville, went 6x19 (.316) with two doubles, two home runs, and three RBI. Was released on Aug. 30 and spent the remainder of the season as a free agent.

2022

- Split the season between Baltimore and Houston, batting a combined .239 (124x519) with 23 doubles, one triple, 18 home runs, and 63 RBI in 143 games.
- Played in 92 games with the Orioles, batting .268 (95x354) with 16 doubles, one triple, 10 home runs, and 41 RBI.
- Tallied his second-career walk-off hit (RBI single) on July 8 vs. Los Angeles-NL.
- Was traded to Houston as part of a three-team, five-player deal with Tampa Bay on Aug. 1.
- Recorded eight home runs and 22 RBI in 51 regular season games as a member of the Astros.
- Homered for his first hit as an Astro on Aug. 3 vs. BOS.
- Went 2x5 with two homers and five RBI on Aug. 5 at CLE, becoming the first player in Astros history to homer for each of his first three hits with the team (STATS).
- Won his first career World Series championship with the Astros. Appeared in eight postseason games, making six starts (one at 1B, five at DH).

2021

- Was named the 2021 AL Comeback Player of the Year after he appeared in the Major Leagues for the first time since 2019 due to his recovery from 2020 colon cancer surgery.
- Finished the season ranked 2nd on the Orioles in multi-hit games (38) and tied for 3rd with two multi-homer games. Hit at least 20 home runs for the fourth-straight season.
- Appeared in 147 games, 77 at first base, 68 as the designated hitter with four pinch-hitting appearances.
- His appearance on Opening Day on April 2 at BOS marked his first regular season game since Sept. 29, 2019 at BOS.

2021 (CONT.)

- Tallied a season-high four hits and a career high-tying five RBI on May 19 vs. TB.
- Batted .320 (31x97) with eight doubles, six home runs, and 25 RBI during the month of May. His .993 OPS in May ranked 6th in the AL. Hit career home runs No. 99 and 100 on June 20 vs. TOR.
- Hit 100 home runs in 531 games, the fastest player in Orioles history to reach the milestone.



HITS	5 - 9/24/19 at TOR
RUNS	4 - 6x; last, 5/10/23 vs. STL
HOME RUNS	2 - 10x; last, 8/5/22 at CLE
RBI	5 - 4x; last, 8/5/22 at CLE
SB	1 - 2x; last, 6/13/19 vs. TOR
HIT STREAK	17 G - 9/11 - 9/29/17
WALK-OFF HITS	2 - last, 7/8/22 vs. LAA

2020

- Missed the entire season after he was diagnosed and underwent surgery for stage 3 colon cancer. Completed chemotherapy and was declared cancer free in November 2020.

2019

- Enjoyed a career year, leading the Orioles in doubles (38), home runs (35), RBI (97), extra-base hits (75), total bases (322), on-base percentage (.364), slugging percentage (.535), and OPS (.899).
- Set career highs in hits, doubles, home runs, RBI, runs scored (106), and walks (63).
- Ranked 2nd among all AL outfielders in extra-base hits, third in runs, tied for third in hits, fourth in doubles, fifth in multi-hit games, sixth in RBI, seventh in home runs and eighth in OPS.
- Became the 10th player in Orioles history to record a season of at least 30 doubles, 30 home runs, and 100 runs scored.
- Hit 28 of his 35 home runs off a fastball, the second-most in the AL in 2019, trailing Jorge Soler (31).
- Joined teammate Jonathan Villar to become the first set of Orioles teammates to each score over 100 runs in a season since 2015. Batted .323 (42x130) with 11 home runs in the first inning.
- Hit six home runs in the first 12 games of the season, tied for the most in team history during the first 12 games of a season.
- Hit .355 (39x110) in 28 games during March and April. His 39 hits were tied for the most in the AL during that span.
- Was named the AL Player of the Week from Sept. 16-22, batting .462 (12x26) with four doubles, two home runs, and 10 RBI in six games during the week. Hit .365 (38x04) with eight doubles, six home runs, and 23 RBI in Sept.
- Ranked second in the Majors in hits and tied for fifth in RBI during the month.
- Following the season, was named the Orioles Heart and Hustle Award winner by the MLBPA.

FRONT OFFICE

FIELD STAFF

PLAYERS

CLUB HISTORY

SEASON IN REVIEW

OPPONENTS

GENERAL INFORMATION

2018

- Led the Orioles in runs (69), triples (three), home runs (24), and walks (44), while finishing tied for the team-lead in extra-base hits (50).
- Recorded eight outfield assists, tied for the team lead and the 12th-most in the AL. Scored a run in four-straight games from April 15-19 for the first time in his career.
- Hit his first leadoff home run on April 29 vs. DET.
- Drove in his 100th career RBI in his 200th career game May 24 at CWS.
- Recorded 70 hits after the All-Star break, tied for the 10th-most in the AL.
- Hit a two-run double in the ninth inning on Aug. 8 at TB, his second career go-ahead hit in the eighth inning or later (also HR, June 7, 2017 vs. PIT).
- Recorded an RBI in a career high-tying six-straight games from Aug. 26-Sept. 1. Tallied his fifth career multi-homer game on Sept. 14 vs. CWS.

2017

- Finished third in the 2017 AL Rookie of the Year voting, finishing among the qualified rookie leaders in hits (1st, 159), multi-hit games (1st, 47), AVG (2nd, .293), slugging percentage (3rd, .488), on-base percentage (4th, .338), RBI (5th, 78) and home runs (7th, 24).
- Became the seventh Oriole to hit 20 home runs during his rookie season (last Cal Ripken Jr., 28 in 1982).
- Recorded a .340 AVG (36x106) with runners in scoring position, tied for the 8th-highest average in the AL.
- Became the first Oriole in club history to homer five times in his first 10 career games and joined Curt Blefary (10 in 1965) as the only Oriole with 10-or-more RBI in his first 10 career games.
- Hit eight home runs in his first 17 career games, matching the Major League record (also Carlos Delgado and Trevor Story).
- According to *Elias Sports Bureau*, became the fourth rookie since 1876 to have two multi-homer games in April.
- Hit a pinch-hit, game-tying, two-run home run in the ninth inning and walk-off, three-run home run in the 11th inning June 7 vs. PIT. Became the second rookie in MLB history to hit a game-tying homer in the ninth inning-or-later and walk-off homer in the same game.
- Hit 14 home runs prior to the All-Star break, the most by an Orioles rookie in club history.
- Recorded a career-high 17-game hitting streak from Sept. 11-29, the longest by a rookie in Orioles history (since 1954).

2016

- Made his ML debut in 2016 and became the third player in Major League history (since 1913) to homer in each of his first three Major League starts.
- Split the remainder of the season between Double-A Bowie and Triple-A Norfolk, batting a combined .282 (154x546) with 26 doubles, five triples, 20 home runs, and 68 RBI in 142 games.
- Was named the Orioles Minor League Player of the Month in April and June.
- Had his contract purchased from Norfolk on Sept. 18. Made his Major League debut Sept. 20 vs. BOS and hit a solo home run in the fifth inning off Eduardo Rodríguez. According to *STATS*, became the ninth player in Orioles history to homer for his first Major League hit (last Nick Markakis, April 5, 2006). Became the third Oriole to hit a home run in his debut.

2015

- Was named the Brooks Robinson Orioles Minor League Player of the Year in 2015 and was one of five finalists for the USA Today Minor League Baseball Player of the Year.
- Led all of Minor League Baseball with 182 hits and finished the season with a .342 AVG (182x533) with 43 doubles, six triples, 21 home runs, and 89 RBI.
- Led all Orioles Minor League hitters in triple crown categories, with a .341 AVG, 21 home runs, and 89 RBI.
- Began the season with High-A Frederick and hit safely in 23 of 26 games, batting .392 (40x102) with eight doubles, five home runs, and 16 RBI from May 6-June 2.
- Was named the Carolina League Player of the Month for May after batting .362 (42x116) in 29 games during the month.
- Selected as the Organization's Player of the Month in May, June, and Aug.
- Was promoted and debuted with Double-A Bowie on June 5 and spent the rest of the season with the club. Was name Eastern League Player of the Week on June 21 after batting .444 (8x18) with two doubles, one triple, one home run, and four RBI in six games.
- Was awarded the Eastern League batting title with an adjusted AVG of .330 and finished fourth in the league with 45 extra-base hits in 84 games.

2014

- Was named a South Atlantic League Mid-Season All-Star with Single-A Delmarva.
- Posted a 17-game hitting streak from May 22-June 6, batting .429 (30x70) with 11 multi-hit efforts during the run.
- Hit .373 (44x118) in 30 games in May.
- Batted .358 (29x81) with runners in scoring position and .329 (46x140) with runners on base.

2013

- Made his professional debut and was named the Topps/Minor League Baseball Player of the Year for the New York-Penn League.
- With Single-A Aberdeen, set single-season franchise records in hits (84) and batting average (.328) in 68 games.
- Finished tied for third in the league in runs scored (43) and the league's fourth-highest on-base percentage (.382).
- Was named a New York-Penn League Mid-Season All-Star.

PERSONAL/MISCELLANEOUS

- Full name is Joseph Anthony Mancini III.
- Is married to his wife, Sara. The couple resides in Miami, Fla. during the offseason.
- Was placed on the 60-day injured list on June 28, 2020 and missed the entire 2020 campaign after undergoing surgery for stage 3 colon cancer. Created #F16HT t-shirts in support of his fight against colon cancer, raising more than \$80,000 to benefit the Colorectal Cancer Alliance.
- Participated in the Home Run Derby in 2021 and finished as the runner-up to Pete Alonso, hitting 59 total home runs during the event.
- Prior to the 2021 season, Trey launched The Trey Mancini Foundation, which works to support those who are facing illness, empower those suffering from emotional trauma and provide assistance to those experiencing hardship.
- Trey loves the Harry Potter book series and thinks he would be sorted into House Gryffindor.



2024: Signed by Miami as a Minor League free agent on 1/22.

2023: Signed by Cincinnati as a Minor League free agent on 8/23.

Signed by Chicago-NL as a Minor League free agent on 1/20.

2022: Acquired by Houston from Baltimore on 8/1 as part of a three-team trade that also included Tampa Bay. Acquired with RHP Jayden Murray from Tampa Bay, while Baltimore acquired RHP Chayce McDermott from Houston and RHP Seth Johnson from Tampa Bay. Tampa Bay acquired OF José Siri from Houston.

2013: Selected by Baltimore in the 8th round of the First-Year Player Draft.



2020: Cancer treatment (June 28-End of season)



@TREYMANCINI



@TREYMANCINI



2021: MLB Players Choice American League Comeback Player of the Year

American League Comeback Player of the Year

Tony Conigliaro Award Recipient

2019: MLBPA Orioles Heart and Hustle Award

American League Player of the Week (Sept. 22)

Orioles MVP Award

2016: MiLB.com Organizational All-Star

2015: MiLB.com Organizational All-Star

Carolina League Player of the Month (May)

Eastern League Player of the Week (June 22)

Baseball America Double-A All-Star

2014: South Atlantic League Mid-Season All-Star

2013: New York-Penn League Mid-Season All-Star

Topps New York-Penn League Player of the Year

MANCINI'S BATTING HISTORY

YEAR	CLUB	AVG.	G	AB	R	H	2B	3B	HR	RBI	SH	SF	HBP	BB	SO	SB	CS	OBP	SLG	OPS
2023	CHICAGO-NL	.234	79	235	31	55	12	0	4	28	0	3	2	21	78	0	0	.299	.336	.635
	Louisville (AAA)	.316	5	19	4	6	2	0	2	3	0	0	0	0	5	0	0	.316	.737	1.053
	Minors (5 yrs.)	.306	488	1897	279	580	121	16	56	278	0	17	21	137	376	12	8	.356	.475	.831
	MAJORS (7 yrs.)	.263	831	3051	407	801	156	11	129	400	0	23	41	265	795	2	1	.328	.448	.775

POSTSEASON HISTORY

YEAR	CLUB/OPP	SERIES	AVG.	G	AB	R	H	2B	3B	HR	RBI	SH	SF	HBP	BB	SO	SB	CS	OBP	SLG	OPS
2022	HOU/SEA	ALDS	.000	2	6	0	0	0	0	0	0	0	0	1	0	2	0	0	.143	.000	.143
	HOU/NYY	ALCS	.000	2	6	0	0	0	0	0	1	0	1	0	1	2	0	0	.125	.000	.125
	HOU/PHI	WS	.111	4	9	0	1	0	0	0	0	0	0	0	0	4	0	0	.111	.111	.222
	Division Series		.000	2	6	0	0	0	0	0	0	0	0	1	0	2	0	0	.143	.000	.143
	League Championship Series		.000	2	6	0	0	0	0	0	1	0	1	0	1	2	0	0	.125	.000	.125
	World Series		.111	4	9	0	1	0	0	0	0	0	0	0	4	0	0	.111	.111	.222	
	TOTALS		.048	8	21	0	1	0	0	0	0	0	1	1	1	8	0	0	.125	.048	.173

CAREER FIELDING

POS	G	GS	INN	TC	PO	A	E	FLD%
1B	315	277	2449.0	2283	2119	155	9	.996
LF	212	204	1707.2	390	373	13	4	.990
RF	105	94	798.2	198	191	5	2	.990

HOME RUN BREAKDOWN

GRAND SLAMS	1 - 8/5/22 at CLE
INSIDE THE PARK	1 - 7/28/22 at TB
LEADOFF	2 - last, 5/12/18 vs. TB
PINCH HIT	2 - last, 7/11/21 vs. CHW
WALK-OFF	1 - 6/7/17 vs. PIT
MULTI-HR	10 - last, 8/5/22 at CLE

FRONT OFFICE

FIELD STAFF

PLAYERS

CLUB HISTORY

SEASON IN REVIEW

OPPONENTS

GENERAL INFORMATION



DARREN MCCAUGHAN

RIGHT-HANDED PITCHER

47

HEIGHT: 6'0" WEIGHT: 200 B/T: R/R DOB: MARCH 18, 1996 BORN: LONG BEACH, CA MLB DEBUT: JULY 21, 2021 AT COL

ACQUIRED FROM OAKLAND IN EXCHANGE FOR OF STARLING MARTE ON 7/28/21 **CONTRACT STATUS** SIGNED THROUGH 2024

FRONT OFFICE

FIELD STAFF

PLAYERS

CLUB HISTORY

SEASON IN REVIEW

OPPONENTS

GENERAL INFORMATION

2023

- Darren McCaughan (mih-CACK-en) made relief appearances in three games with a 5.40 ERA (3 ER/5.0 IP) and 10 strikeouts for the Seattle Mariners.
- Recorded a team-high six strikeouts by a reliever over 3.0 innings pitched on May 30 vs. NYY.
- Pitched in the Majors on April 17 for the first time since the 2021 season. Last optioned to Triple-A Tacoma on Aug. 22.
- Ended the season in Tacoma, where he went 7-8 with a 5.83 ERA (90 ER/139.0 IP). Recorded 130 strikeouts and 44 walks over 25 appearances.

2022

- Spent the entire season with Triple-A Tacoma, going 8-9 with a 4.55 ERA (78 ER/154.1 IP) with 42 walks and 141 strikeouts in 28 starts.

2021

- Spent the majority of the season with Triple-A Tacoma. Also made one start with Double-A Arkansas on May 5 and made Major League debut on July 21 with Seattle.
- Named Triple-A West Pitcher of the Week on July 11 (7.0 IP, 3 R, 0 R, 0 ER, 0 BB, 4 SO, 1 HB).
- Selected by Seattle on July 21 and optioned to Triple-A on July 27. Made ML debut in relief on July 21 at Colorado (5.0 IP, 0 H, 1 R, 1 ER, 3 BB). Became the 7th player all-time to throw at least 5.0 innings without allowing a hit in his ML debut. Also the first to ever do it without recording a strikeout.
- Made first career start on July 26 vs. Houston (ND, 4.0 IP, 8 H, 7 R, 7 ER, 1 BB, 2 SO, 1 HB). Outrighted to Triple-A Tacoma on Oct. 22.

2020

- Did not pitch due to the COVID-19 pandemic.

2019

- Split season between Double-A Arkansas (April 4-July 15) and Triple-A Tacoma (July 16-end of season). Named Texas League Pitcher of the Year, going 7-5 with a 2.89 ERA (33 ER/102.2 IP) in 17 starts with Double-A Arkansas.
- Was a Texas League Midseason All-Star and the starting pitcher for the North Division. Awarded a Texas League Pitcher of the Week award on April 14 (2 GS, 12.0 IP, 0 R, 7 H, 0 BB, 14 K).



2024: Acquired by Miami from Seattle in exchange for cash considerations on 2/9.

2017: Selected by Seattle in the 12th round (363rd overall) in the First-Year Player Draft. Signed by scout Gary Patchett.

2019

- Split season between Double-A Arkansas (April 4-July 15) and Triple-A Tacoma (July 16-end of season). Named Texas League Pitcher of the Year, going 7-5 with a 2.89 ERA (33 ER/102.2 IP) in 17 starts with Double-A Arkansas.



INNINGS PITCHED
STRIKEOUTS
SCORELESS IP
WIN STREAK
LOSS STREAK

5.1 — 7/16/22 vs. PHI
5 - 7/16/22 vs. PHI
4.2 - 7/16/22
None
None

- Was a Texas League Midseason All-Star and the starting pitcher for the North Division. Earned the Texas League Pitcher of the Week award on April 14 (2 GS, 12.0 IP, 0 R, 7 H, 0 BB, 14 K).

2018

- Spent majority of the season with High-A Modesto, but also made two starts with Tacoma.
- Led the California League with a 3.05 ERA, while also ranking T-4th in WHIP (1.31), 5th in AVG (.275), T5th in starts (25), T-6th in innings pitched (138.2) and T-7th in strikeouts (129). Named to the California League Northern Division All-Star team, but did not pitch.

2017

- Began professional career with the AZL Mariners.

PERSONAL/MISCELLANEOUS

- Full name is Darren Scott McCaughan. Resides in Downey, Calif.
- Graduated from Los Alamitos High School in 2014. Spent three seasons at Long Beach State University, 2015-17. Was a member of Team USA's 2016 Collegiate National Team.



2022: Pacific Coast League Pitcher of the Week (June 19)

2021: Pacific Coast League Pitcher of the Week (July 11)

2019: Texas League Pitcher of the Year

Texas League Mid-Season/Post-Season All-Star

Texas League Pitcher of the Week (April 14)

2018: MiLB.com Organization All-Star

California League Mid-Season All-Star

California League Pitcher of the Week (July 29)



@DMAC2

MCCAUGHAN'S PITCHING HISTORY

YEAR	CLUB	W-L	ERA	G	GS	CG	SHO	SV	SVO	IP	H	R	ER	HR	HB	BB	SO	WP	BK
2023	SEATTLE	0-0	5.40	3	0	0	0	0	0	5.0	7	5	3	1	0	3	10	0	0
	Tacoma (AAA)	7-8	4.83	25	25	1	0	0	0	139.0	154	98	90	30	10	44	130	5	2
	Minors (6 yrs.)	34-45	4.43	136	127	2	0	2	2	719.1	740	388	354	103	44	164	648	18	5
	MAJORS (2 yr.)	0-0	7.07	5	1	0	0	0	0	14.0	15	13	11	4	1	7	12	0	0



PAUL MCINTOSH

CATCHER

72

HEIGHT: 6'1" WEIGHT: 220 B/T: R/R DOB: NOVEMBER 20, 1997 BORN: ATLANTA, GA

NON-ROSTER INVITEE

ACQUIRED

SIGNED BY MIAMI AS A NON-DRAFTED FREE AGENT ON 7/24/21

CONTRACT STATUS

SIGNED THROUGH 2024

2023

- Paul McIntosh hit .244 (68x279) with seven doubles, 14 home runs, and 46 RBI in 77 games across Triple-A Jacksonville, Double-A Pensacola, and Single-A Jupiter during his third professional season.
- Started the year with the Pensacola Blue Wahoos, hitting two doubles and eight home runs with a .256 AVG (35x137) and .819 OPS in 38 games before straining his oblique to land him on the Injured List on May 7.
- Began a rehabilitation stint in Single-A Jupiter on June 6, where he hit .238 (10x42) with seven walks and 19 strikeouts in 11 games.
- Got his first shot at the Triple-A level following his rehab and finished the year with the Jumbo Shrimp. Slashed .230/.333/.380 in 28 games with five home runs.
- Across the Double-A and Triple-A levels, caught 8 of 52 base stealers (15.4%).
- Following the Minor League season, played for the Peoria Javelinas in the Arizona Fall League. Hit .229 (11x48) with 11 runs, one double, two homers, and four RBI in 14 games with three stolen bases.

2022

- Was tabbed a 2022 Marlins Organizational All-Star by MiLB.com in his second season with the organization.
- In 90 games with Double-A Pensacola, went 82x318 (.258) with 66 runs scored, 25 doubles, one triple, 13 home runs, 51 RBI, and 10 stolen bases.
- Slugged .569 with a 1.000 OPS in 18 games in June with eight doubles, three homers, and 14 RBI. Walked 14 times against 15 strikeouts.
- 12 of his 13 homers and 20 of his 25 doubles came against right-handed pitchers, while posting a .283 average. Hit .180 with 7 extra-base hits in 78 at-bats against lefties.
- Among qualifiers, his .379 OBP, .465 slugging pct., and .844 OPS led the Blue Wahoos. Also led the team in runs scored and doubles and ranked 2nd in home runs and RBI despite missing two weeks with an injury in August.
- Led the league among the Double-A Southern League in hits (82), total bases (148), and doubles (25).
- Set new records in homers, doubles, and runs scored for a catcher in Pensacola history.
- Had 22 multi-hit games, including two four-hit games and three three-hit games.

2021

- Made his professional debut with the FCL Marlins on Aug. 11. Was called up to Single-A Jupiter where he spent the rest of the season.
- In 23 games with the Hammerheads, hit .253 with a 1.020 OPS. Also had six doubles, two triples, six home runs, and 20 RBI.

PERSONAL/MISCELLANEOUS

- Full name is Paul Uri McIntosh.
- Was originally selected by the Los Angeles Angels in the 34th round of the 2018 First-Year Player Draft out of Motlow State Community College, but elected to attend West Virginia University where he hit .259 and drove in 74 runs with 21 home runs in three seasons.
- Was named to the All-Big 12 Second Team after his sophomore year in 2019, his first season at WVU.
- Paul has an identical twin brother, Timoty, who plays professional volleyball in Australia.



2021: Signed by Miami as a non-drafted free agent on 7/24.



2022: MiLB.com Organization All-Star (Miami)



@PMAC1384



@PMAC1384

MCINTOSH'S BATTING HISTORY

YEAR	CLUB	AVG.	G	AB	R	H	2B	3B	HR	RBI	SH	SF	HBP	BB	SO	SB	CS	OBP	SLG	OPS
2023	Jacksonville (AAA)	.230	28	100	17	23	0	0	5	13	0	1	3	13	32	0	0	.333	.380	.713
	Pensacola (AA)	.256	38	137	24	35	2	0	8	26	0	2	4	23	34	3	2	.374	.445	.819
	Jupiter (A)	.238	11	42	4	10	5	0	1	7	0	0	0	7	19	0	0	.347	.429	.776
	Minors (3 yrs.)	.251	191	673	125	169	38	3	33	117	0	6	19	113	180	13	7	.371	.464	.835

FRONT OFFICE

FIELD STAFF

PLAYERS

CLUB HISTORY

SEASON IN REVIEW

OPPONENTS

GENERAL INFORMATION



VICTOR MESA JR.

OUTFIELDER

64

HEIGHT: 6'0" WEIGHT: 195 B/T: L/L DOB: SEPTEMBER 8, 2001 BORN: LA HABANA, CUB

ACQUIRED: SIGNED BY MIAMI AS AN INTERNATIONAL FREE AGENT ON 10/22/18

CONTRACT STATUS: SIGNED THROUGH 2024

FRONT OFFICE

FIELD STAFF

PLAYERS

CLUB HISTORY

SEASON IN REVIEW

OPPONENTS

GENERAL INFORMATION

2023

- Earned his second Organizational All-Star honors in 2023 after entering the season ranked as Miami's No. 14 prospect by *MLB Pipeline*.
- Spent the entire season with Double-A Pensacola, hitting .242 (117x483) with a .720 OPS in a career-high 123 games. Also set career highs in hits (117), runs (73), home runs (18), RBI (76), and stolen bases (16).
- Ranked T-2nd on the Blue Wahoos with his 18 home runs.
- Clubbed 13 home runs with a .227 AVG (78x344) against right-handed pitchers, and a .281 AVG (39x139) with five homers against left-handed pitchers.
- Hit for the second cycle in Blue Wahoos history on April 18 at Double-A Birmingham (first done by Reds' prospect Donald Lutz on April 21, 2014). Achieved in the natural cycle order - single, double, triple, followed by a 2-out homer in the 8th inning. Went 4x5 in the contest. Was exactly a week from the date of MIA's Luis Arraez's cycle at PHI, which marked the first in Marlins history.
- Was added to the Marlins 40-man roster following the season.

2022

- Spent the entire season with High-A Beloit. Led team in games played (121), hits (112), and doubles (26). Ranked 4th in the Midwest League in hits, and tied for 5th in doubles.
- Hit .243 (112x460) with 50 walks and 100 strikeouts, posting a .323 OBP and a .669 OPS.

2021

- Ranked as the No. 17 prospect in the Marlins system by *MLB Pipeline* and No. 29 by *Baseball America*.
- Spent the entire season with Single-A Jupiter. Led Low-A Southeast with 11 triples and ranked 3rd with .266 AVG (114x428) and 71 RBI.
- Had 2nd-most total bases (172) in Low-A Southeast and ranked 7th in slugging pct. (.402).
- Paced Jupiter in total bases, hits (114), runs (66), doubles (21), triples, RBI, slugging, and OPS (.718).
- Named a Marlins Organizational All-Star.
- Played all three outfield positions while appearing primarily in centerfield (85 games).
- His AVG improved every month of the season (.213 in May, .247 in June, .274 in July, .293 in August, .316 in September).
- Hit safely in 16 consecutive games from Aug. 17-Sept. 3, slashing .350/.391/.584 over that streak. Was tied for the longest streak by a Hammerhead in 2021 with Troy Johnston.

2019

- Made his professional debut with the GCL Marlins and slashed .284/.366/.398 in 47 games with a .764 OPS.
- Collected 50 hits, nine doubles, four triples, one homer, and 24 RBI with 24 walks and 29 strikeouts.

PERSONAL/MISCELLANEOUS

- Full name is Victor Mesa Jr.
- Signed as an International free agent along with his brother, Victor Victor Mesa, a former Marlins prospect. The brothers signed together in October 2018 after defecting from Cuba.
- Is the son of longtime Cuban manager Victor Mesa, who played for 19 seasons in the Cuban National Series and won gold at the 1992 Olympics. Led the Cuban League in steals 14 times in a 15-year period.
- Lives in Kendall, Fla. during the offseason, about 20 minutes south of loanDepot park.
- Gained United States citizenship in Feb. 2024.



2018: Signed by Miami as an International free agent on 10/22.



2023: MiLB.com Organization All-Star (Miami)
Southern League Player of the Week (May 14)

2021: MiLB.com Organization All-Star (Miami)
Florida State League Post-Season All-Star



@VICTORMESAJR10



@VICTORMESARIOS1

MESA JR.'S BATTING HISTORY

YEAR	CLUB	AVG.	G	AB	R	H	2B	3B	HR	RBI	SH	SF	HBP	BB	SO	SB	CS	OBP	SLG	OPS
2023	Pensacola (AA)	.242	123	483	73	117	24	2	18	76	1	2	6	41	122	16	3	.308	.412	.720
	Minors (4 yrs.)	.254	403	1547	231	393	80	20	29	221	4	22	14	151	353	45	16	.322	.388	.710



MAX MEYER

RIGHT-HANDED PITCHER

23

HEIGHT: 6'0" WEIGHT: 196 B/T: L/R DOB: MARCH 12, 1999 BORN: WOODBURY, MN MLB DEBUT: JULY 16, 2022 VS. PHI

ACQUIRED: SELECTED THIRD OVERALL IN THE 2019 FIRST-YEAR PLAYER DRAFT

CONTRACT STATUS: SIGNED THROUGH 2024

2023

- Missed the entire season recovering from Tommy John surgery in July of 2022.

2022

- Entered the season as Miami's No. 2 prospect and MLB's No. 67 overall prospect by *MLB Pipeline*, made his Major League debut on July 16 vs. PHI.
- In his debut, tossed 5.1 innings and allowed five runs on seven hits (two homers) with five strikeouts.
- Made a second start on July 23 at PIT, but exited after 0.2 innings with an injury.
- Underwent Tommy John surgery on Aug. 9 and missed the remainder of the season.
- In 12 starts with Triple-A Jacksonville to start the year, went 3-4 with a 3.72 ERA (24 ER/58.0 IP). Struck out 69 batters against 19 walks. Made one rehab start after a minor injury in May with Single-A Jupiter.
- Threw 5.0 no-hit innings on April 12 at Triple-A Durham. Struck out a season-high eight batters.

2021

- Made his professional debut with Double-A Pensacola on May 5 at Mississippi and allowed one hit, one walk, and zero runs in 5.0 innings pitched with five strikeouts.
- In 22 total starts, posted a 2.27 ERA (28 ER/111.0 IP) with 42 walks and 130 strikeouts.
- Held batters to a .221 AVG and .348 slugging pct. with eight home runs allowed.
- Selected to the 2021 Futures Game. Faced two batters and allowed one walk in 0.1 inning.
- Posted a 2.41 ERA in 20 Double-A starts, the lowest mark among qualified pitchers in the league. Ranked 2nd in strikeouts (113), WHIP (1.23), opponents AVG (.225), and K/9 (10.1).



2021: MiLB.com Organization All-Star
 Baseball America Minor League All-Star
 Southern League Post-Season All-Star
 Southern League Pitcher of the Year
 2021 Futures Game Selection

2021 (CONT.)

- Finished with Triple-A Jacksonville where he made two starts, allowing one run in 10.0 innings. Struck out a career-high 10 batters in his Jumbo Shrimp debut on Sept. 24 vs. Memphis.
- Named an MiLB.com Organizational All-Star after his first season in the organization. Also named a *Baseball America* Minor League All-Star, the Southern League Pitcher of the Year, and a SL Postseason All-Star.



INNINGS PITCHED
STRIKEOUTS
SCORELESS IP
WIN STREAK
LOSS STREAK

5.1 — 7/16/22 vs. PHI
 5 — 7/16/22 vs. PHI
 4.2 — 7/16/22
 None
 None

2020

- Did not play due to the COVID-19 pandemic, but spent time at the Marlins Alternate Training Site.

PERSONAL/MISCELLANEOUS

- Full name is Max Thomas Meyer.
- Played three seasons at the University of Minnesota and tied Paul Molitor as the highest MLB Draft pick in Golden Gopher history (third overall) and the 2nd-highest pick in Big Ten history. Was the closer on Minnesota's 2018 team that won the Big Ten and made it to the NCAA Super Regionals.
- Played for the USA Collegiate National Team in 2018 and 2019.
- Hit a walk-off home run against North Dakota State in 2018.
- Originally selected by the Minnesota Twins in the 34th round of the 2017 Draft but did not sign.
- Attended Woodbury High School in Woodbury, Minn.



2020: Selected by Miami third overall in the First-Year Player Draft. Signed by scout Shaeffer Hall.



2022: Right elbow sprain (July 24-End of season)



@MXMEYER22



@MXMEYER22

MEYER'S PITCHING HISTORY

YEAR	CLUB	W-L	ERA	G	GS	CG	SHO	SV	SVO	IP	H	R	ER	HR	HB	BB	SO	WP	BK
2022	MIAMI	0-1	7.50	2	2	0	0	0	0	6.0	7	5	5	2	0	2	6	0	0
	Jacksonville (AAA)	3-4	3.72	12	12	0	0	0	0	58.0	39	25	24	5	2	19	65	4	1
	Minors (2 yrs.)	9-8	2.77	35	35	0	0	0	0	172.0	130	66	53	13	5	61	199	13	2
	MAJORS (1 yr.)	0-1	7.50	2	2	0	0	0	0	6.0	7	5	5	2	0	2	6	0	0

FRONT OFFICE

FIELD STAFF

PLAYERS

CLUB HISTORY

SEASON IN REVIEW

OPPONENTS

GENERAL INFORMATION



PATRICK MONTEVERDE

LEFT-HANDED PITCHER

80

HEIGHT: 6'2" WEIGHT: 190 B/T: R/L DOB: SEPTEMBER 24, 1997 BORN: PITTSBURGH, PA

ACQUIRED SELECTED IN THE 8TH ROUND OF THE 2021 FIRST-YEAR PLAYER DRAFT

CONTRACT STATUS SIGNED THROUGH 2024

FRONT OFFICE

FIELD STAFF

PLAYERS

CLUB HISTORY

SEASON IN REVIEW

OPPONENTS

GENERAL INFORMATION

2023

- Was named a MiLB.com Organizational All-Star for the Marlins and the club's "Minor League Pitcher of the Year" after going 11-6 with a 4.18 ERA (57 ER/122.2 IP) in 23 starts across Double-A Pensacola and Triple-A Jacksonville.
- Finished the season with Double-A Pensacola, going 2-3 with a 5.83 ERA (19 ER/29.1 IP) in his final six starts. Opposing batters hit for a .252 AVG (29x115) and .900 OPS against him from Aug. 12-Sept. 14.
- Also started the season with Double-A Pensacola, making 15 starts with the Blue Wahoos from April 9-July 21. Went 8-2 with a 2.44 ERA (23 ER/84.2 IP) with 32 walks and 90 strikeouts. Held batters to a .207 AVG (62x299). Earned promotion to Triple-A Jacksonville on July 28.
- In his second start with Jacksonville on Aug. 3, allowed a professional career-high 13 earned runs on 11 hits (three home runs) over 3.0 innings. Was sent back to Double-A following that outing.
- Matched his career high in innings pitched (7.0 innings) three times; April 15, April 28, and June 29.
- Had two double-digit strikeout appearances: 11 K in his season debut on April 9, and 10 strikeouts in his third start on April 21.
- Was named Southern League Pitcher of the Month in April. Allowed just one run in 26.0 innings over four starts that month (0.35 ERA) with four walks and 38 strikeouts. Held batters to a .118 AVG (16x70).

2022

- Began season with High-A Beloit. Was leading the Midwest League in ERA at 2.51 (22 ER/79.0 IP) before promotion to Double-A Pensacola on Aug. 2.
- Finished regular season a 3.20 ERA (39 ER/109.2 IP) - the best among qualified starters in Marlins organization.
- Made two appearances in Southern League playoffs, going 1-0 with a 1.93 ERA in 9.1 innings pitched. Worked 4.1 innings for effective one-run long relief in Game 2 of the SLDS win over Montgomery, and earned the win with a 5.0-inning, one-run start in Game 2 of the SLCS at Tennessee.

2021

- Assigned to Complex League after signing in 2021. Pitched primarily in relief, posting a 3.01 ERA (5 ER/14.2 IP) in seven outings (one start) with four walks and 16 strikeouts.

PERSONAL/MISCELLANEOUS

- Full name is Patrick Dillon Monteverde.
- Played collegiate baseball at Division III Virginia Wesleyan University in Norfolk, Va., Division II Seton Hill University in Greensburg, Pa., and Division I Texas Tech University in Lubbock, Tex.
- Played at Fox Chapel High School in Pittsburgh, Pa.



2023: Southern League Post-Season All-Star
 MiLB.com Organizational All-Star
 Sirius XM Futures Game Selection
 Southern League Pitcher of the Month (April)

2022: Midwest League Pitcher of the Week (May 15)



2021: Selected by Miami in the eighth round (239th ovr.) of the First-Year Player Draft.



@PATTY_MILLS23



@PATMONTEVERDE23

MONTEVERDE'S PITCHING HISTORY

YEAR	CLUB	W-L	ERA	G	GS	CG	SHO	SV	SVO	IP	H	R	ER	HR	HB	BB	SO	WP	BK
2023	Pensacola (AA)	10-5	3.32	21	21	0	0	0	0	114.0	91	51	42	13	4	46	114	5	0
	Jacksonville (AAA)	1-1	15.58	2	2	0	0	0	0	8.2	15	15	15	4	0	6	7	0	0
	Minors (3 yrs.)	15-10	3.68	51	45	0	0	0	0	247.0	219	114	101	31	11	88	259	11	0



RODDERY MUÑOZ

RIGHT-HANDED PITCHER

71

HEIGHT: 6'2" WEIGHT: 210 B/T: R/R DOB: APRIL 14, 2000 BORN: SANTO DOMINGO, DR

ACQUIRED FROM PITTSBURGH IN EXCHANGE FOR CASH CONSIDERATIONS ON 12/20/23

CONTRACT STATUS: SIGNED THROUGH 2024

2023

- Invited to his first Major League Spring Training as a part of the 40-man roster with Atlanta.
- Made one start with Double-A Mississippi to start the year, allowing three runs on three hits over 4.0 innings with four walks and three strikeouts.
- Moved to Triple-A Gwinnett in a relief role, where he went 1-2 with a 4.63 ERA (12 ER/23.1 IP) with 16 walks and 21 strikeouts.
- Had contract selected by Braves on June 6 but was optioned to FCL Braves before seeing game action. Allowed one run in 8.0 innings pitched over five relief appearances with 10 strikeouts.
- Returned to Triple-A Gwinnett for two relief appearances, allowing one run in 4.0 innings in two games before being designated for assignment.
- Was claimed by Washington on July 17 and spent remainder of the season with Triple-A Rochester. In 12 games (10 starts), went 1-3 with a 6.98 ERA (30 ER/38.2 IP) with 27 walks and 41 strikeouts.

2022

- Combined to make 22 appearances between High-A Rome and Double-A Mississippi, going 8-4 with a 4.66 ERA (52 ER/100.1 IP) and 119 strikeouts.
- Opened the season with Rome and went 8-4 with a 4.03 ERA (40 ER/89.1 IP) over 19 starts until a promotion to Mississippi on August 9.
- Over his final seven starts in Rome, from June 26 to August 4, went 6-1 with a 1.67 ERA, allowing just seven earned runs over 37.2 innings. Struck out 49 batters in that span.
- In three starts with Mississippi, pitched to a 9.82 ERA (12 ER/11.0 IP)... Seven of the 12 earned runs came in just 1.0 inning in his debut with the club.

2021

- Went 1-2 with a 6.98 ERA (22 ER/29.2 IP) with 11 walks and 33 strikeouts in eight appearances (six starts).
- Missed the majority of the season on the Injured List.

2020

- Did not pitch due to the COVID-19 pandemic.

2019

- Spent entire season with Dominican Summer League Braves again, going 0-5 with a 3.77 ERA (26 ER/62.0 IP) in 14 starts.
- Recorded 29 walks against 67 strikeouts. Allowed just two home runs.

2018

- Assigned to DSL Braves after signing in June.
- Posted a 6.88 ERA (13 ER/17.0 IP) in 10 relief appearances, going 1-2 with 14 walks and 17 strikeouts.

PERSONAL/MISCELLANEOUS

- Full name is Roddery Muñoz.
- Signed with the Braves as an International free agent at 18 years old with his twin brother, Roldy Muñoz.

 **2023:** Acquired by Miami from Pittsburgh in exchange for cash considerations on 12/20. Claimed by Washington off waivers from Atlanta on 7/17.

2018: Signed by Atlanta as an International free agent on 6/11.



MUÑOZ'S PITCHING HISTORY

YEAR	CLUB	W-L	ERA	G	GS	CG	SHO	SV	SVO	IP	H	R	ER	HR	HB	BB	SO	WP	BK
2023	Rochester (AAA)	1-3	6.98	12	10	0	0	0	0	38.2	40	30	30	8	1	27	41	6	0
	Gwinnett (AAA)	2-2	4.28	16	0	0	0	0	0	27.1	23	16	13	3	2	19	27	2	0
	Mississippi (AA)	0-1	6.75	1	1	0	0	0	0	4.0	3	3	3	0	0	4	3	0	0
	FCL Braves (Rookie)	1-0	1.13	5	3	0	0	0	0	8.0	4	2	1	0	1	3	10	2	0
Minors (5 yrs.)		14-19	5.02	88	56	0	1	0	0	0	287.0	270	190	160	15	149	317	32	5

FRONT OFFICE

FIELD STAFF

PLAYERS

CLUB HISTORY

SEASON IN REVIEW

OPPONENTS

GENERAL INFORMATION



DANE MYERS

OUTFIELDER

54

HEIGHT	WEIGHT	B/T	DOB	BORN	MLB DEBUT
6'0"	205	R/R	MARCH 8, 1996	COLUMBUS, TX	JULY 4, 2023 VS. STL

ACQUIRED CLAIMED OFF WAIVERS FROM DETROIT ON 12/7/22 **CONTRACT STATUS** SIGNED THROUGH 2024

FRONT OFFICE

FIELD STAFF

PLAYERS

CLUB HISTORY

SEASON IN REVIEW

OPPONENTS

GENERAL INFORMATION

2023

- Finished his first Major League season batting .269 (18x67) with three doubles, one home run, nine RBI, and a .644 OPS (.358 SLG./.286 OBP) in 22 games.
- Reached base safely in eight of his first 10 career games with six multi-hit contests, batting .444 (16x36) with seven runs, two doubles, one home run, and eight RBI. Marked the most hits (16) by a Marlins player through his first 10 career games (previous high was 15 by Charles LeBlanc and Harold Ramirez).
- Became the second player in franchise history to collect at least seven hits and five RBI through his first five career games, joining Kevin Millar in 1998.
- Matched a club record, collecting five hits through his first three career games to join Charles Leblanc (2022), Nick Fortes (2021), Justin Bour (2014), Ed Lucas (2013), Giancarlo Stanton (2010), and Ryan Jackson (1998) as the only seven players in Marlins history to achieve the feat.
- Hit his first career home run on July 9, 2023 vs. PHI off Aaron Nola in the 3rd inning. Homered on a fly ball to right field.
- Made his first Major League start on July 5 vs. STL. Went 2x4 and matched a Club record by recording two hits in back-to-back games to start his career. Joined Mike Redmond and Ryan Jackson in 1998 as the only three players to collect four hits through their first two career games.
- Made his Major League debut on July 4 vs. STL. Entered at CF during the 5th inning and went 2x3 with two runs scored, becoming just the seventh player in Club history to record multiple hits and multiple runs scored in their MLB debut. Became the first player to do so at loanDepot park and just the third player in franchise history to do so at home.
- Posted a .316 AVG (118x374) with 14 doubles, three triples, 15 home runs, 50 walks, and a .895 OPS in 100 Minor League games.
- Split time between Double-A Pensacola and Triple-A Jacksonville before having contract selected by Miami on July 3.
- Earned the Southern League Player of the Week Award for June 4, having gone 10x20 (.500) with three homers and 10 RBI in a five-game span.
- Was named a MiLB.com Organizational All-Star.
- Following the season, played for the Gigantes del Cibao in the Dominican Winter League, going 21x79 (.266) with two doubles, one home run, and eight RBI over 25 games played.

2022

- Played in 107 games with Double-A Erie in his fifth professional season with the Tigers organization, hitting .268 (109x407) with 18 doubles, two triples, 25 home runs, and 72 RBI.
- Among all Eastern League players, ranked 3rd in slugging pct. (.506), 5th in home runs, 8th in total bases (206), and 9th in RBI.
- Made two stints at the Triple-A level for the first time in his career (May 5-11 and May 17-29) and slashed .256/.304/.326 with three doubles and five RBI in 14 games. Struck out 15 times against one walk.
- Went 30x82 (.366) against left-handed pitchers with six doubles, 11 home runs, and a 1.239 OPS, while batting 90x368 (.245) with 15 doubles, 14 homers, and a .707 OPS against right-handed pitchers.
- Was claimed off waivers by Miami from Detroit on Dec. 7.



HITS	3 - 2x; last, 7/17/23 at STL
RUNS	2 - 2x; last, 7/9/23 vs. PHI
HOME RUNS	1 - 7/9/23 vs. PHI
RBI	2 - 7/8/23 vs. PHI
SB	1 - 9/14/23 at MIL
HIT STREAK	3 G - 2x; last, 7/15 - 7/17/23
WALK-OFF HITS	None

2021

- Split time between Single-A Lakeland, High-A West Michigan, and Double-A Erie across 45 games played. Missed time from June 11-July 29 with a left hamstring injury.
- Combined to slash .292/.371/.442 with a .812 OPS, collecting nine doubles, one triple, and four home runs.

2020

- Did not play due to the COVID-19 pandemic.

2019

- Went 4-5 with a 6.54 ERA (38 ER/52.1 IP) over 15 games (seven starts) in his final effort as a pitcher with High-A Lakeland. Allowed six home runs, 24 walks, and struck out 38 batters.
- Posted a 4.93 ERA (19 ER/34.2 IP) as a starter and a 9.68 ERA (19 ER/17.2 IP) as a reliever.
- Made transition to position player during that summer and played in first professional game with the Rookie-level Tigers West on July 18. Went 2x5 with one double, two RBI, and three walks.
- Played just three games and went 3x5 before tearing his labrum and missing the remainder of the season.

2018

- Went 3-3 with a 3.45 ERA (27 ER/73.0 IP) in 14 starts with Single-A West Michigan and allowed 67 hits, five home runs, and 24 walks in his second professional season. Struck out 61 batters.

2017

- Made his professional debut in the New York-Penn League, going 1-2 with a 2.33 ERA (12 ER/46.1 IP) in 13 games (12 starts). Walked 31 batters and struck out 37.

PERSONAL/MISCELLANEOUS

- Full name is Dane Michael Myers. Attended Rice University in Houston, Tex.
- Was born in Columbus, Tex and went to James E. Taylor High School in Katy, Tex. where he also played football.
- Dane and his wife, Mallory, got married in November of 2022. The couple gave birth to their first child, Daegan Joseph Myers, in January 2024 and have two dogs, Benny and Jeter.



2022: Claimed off waivers by Miami on 12/7.

2017: Selected by Detroit in the sixth round of First-Year Player Draft.



2023: Southern League Player of the Week (June 4)

2022: MiLB.com Organization All-Star (Miami)



@DANEMYERS3



@DANEMYERS3

MYERS' BATTING HISTORY

YEAR	CLUB	AVG.	G	AB	R	H	2B	3B	HR	RBI	SH	SF	HBP	BB	SO	SB	CS	OBP	SLG	OPS
2023	MIAMI	.269	22	67	9	18	3	0	1	9	0	1	0	2	19	1	1	.286	.358	.644
	Pensacola (AA)	.291	49	182	34	53	6	2	7	25	0	1	5	27	37	14	1	.395	.462	.857
	Jacksonville (AAA)	.339	51	192	43	65	8	1	8	37	0	3	5	23	43	6	2	.417	.516	.933
	Minors (4 yrs.)	.291	269	983	168	286	45	6	44	165	3	10	24	94	262	46	9	.364	.483	.847
	MAJORS (1 yr.)	.269	22	67	9	18	3	0	1	9	0	1	0	2	19	1	1	.286	.358	.644

CAREER FIELDING

POS	G	GS	INN	TC	PO	A	E	FLD%
LF	21	17	155.1	46	46	0	0	1.000
CF	19	16	146.1	45	45	0	0	1.000

HOME RUN BREAKDOWN

GRAND SLAMS	None
INSIDE THE PARK	None
LEADOFF	None
PINCH HIT	None
WALK-OFF	None
MULTI-HR	None

FRONT OFFICE

FIELD STAFF

PLAYERS

CLUB HISTORY

SEASON IN REVIEW

OPPONENTS

GENERAL INFORMATION



ANDREW NARDI

LEFT-HANDED PITCHER

43

HEIGHT
6'3"

WEIGHT
215

B/T
L/L

DOB
AUGUST 18, 1998

BORN
WEST HILLS, CA

MLB DEBUT
AUGUST 16, 2022 VS. SD

ACQUIRED
SELECTED IN THE 16TH ROUND OF THE 2019 FIRST-YEAR PLAYER DRAFT

CONTRACT STATUS
SIGNED THROUGH 2024

FRONT OFFICE

FIELD STAFF

PLAYERS

CLUB HISTORY

SEASON IN REVIEW

OPPONENTS

GENERAL INFORMATION

2023

- Set career highs in innings pitched (57.1), games (63), strikeouts (73), and wins (eight) during his first full season in the Majors, going 8-1 with a 2.67 ERA (17 ER/57.1 IP).
- Among relievers with 30+ inherited runners, allowed 13 pct. to score; ranked 2nd in MLB (behind CLE's Nick Sandlin, 11 pct.).
- Was one of four left-handed relievers on the Marlins with 70-plus strikeouts (others, Steven Okert, A.J. Puk, Tanner Scott). Marked the first time in Franchise history that two-or-more left-handed relievers finished with 70-plus strikeouts in a season.
- His 52 scoreless outings ranked second in the Marlins bullpen behind Tanner Scott (60).
- Made first career Postseason appearance on Oct. 4 at PHI. Allowed three runs (two earned) on a three-run homer over 1.1 innings with one walk and two strikeouts.
- Went 5-1 at loanDepot park with a 3.72 ERA (12 ER/29.0 IP) in 32 apps. and 3-0 with a 1.59 ERA (5 ER/28.1 IP) in 31 away games.
- Held left-handed batters to a .158 AVG (12x76) with three home runs and a .550 OPS, while right-handed batters hit .244 (33x135) with four home runs and a .725 OPS.
- Missed 21 games from July 4-July 31 with left triceps inflammation. In three rehab appearances for Triple-A Jacksonville, allowed two runs, one hit, and three walks while striking out three. Returned from rehab and reinstated from 15-day IL on Aug. 1.
- In 22 appearances after return from IL on Aug. 1, went 2-0, 1.74 ERA (4 ER/20.2 IP) and 25 strikeouts. Held batters to .200 AVG (15x75).
- Had a career-long streak of zero earned runs allowed in 20 consecutive appearances from May 2-June 18. Allowed 12 hits, one unearned run, four walks, and struck out 26 batters in this span (0.83 WHIP).
- Recorded his first career save on May 7 at CHC. Tossed 1.0 scoreless inning with one strikeout to help the Marlins secure a 5-4 win.
- Made his first career Opening Day roster.

2022

- Made 13 appearances across two levels for the Marlins after making his Major League debut on Aug. 16 vs. SD.
- Recorded 24 strikeouts in 14.1 innings pitched, including two multi-inning appearances in which he went 4.1 total innings and allowed two runs with eight strikeouts.
- Set a career-high with five strikeouts on Sept. 10 vs. NYM. Allowed two runs on three hits (two home runs) in 2.1 innings.
- In 37 Minor League appearances between Double-A Pensacola and Triple-A Jacksonville, combined to go 5-2 with a 2.29 ERA (13 ER/51.0 IP), holding opponents to a .164 AVG and four home runs.
- Held right-handed hitters to 19 hits (10 extra-base hits) in 95 at-bats (.200) across the two levels. Lefties went 10x82 (.122) with one double.

2021

- Pitched in 29 total games at three different levels. Combined to go 4-3 with a 3.61 ERA in 52.1 innings. Struck out 69 batters.
- Pitched in eight games for Single-A Jupiter. Went 1-1 with a 3.45 ERA in 15.2 innings. Struck out 23 batters.
- Pitched in 10 games for High-A Beloit. Finished 2-1 with a 4.66 ERA in 19.1 innings and struck out 27 batters.
- Finished the season in Double-A Pensacola. Worked in 11 games and went 1-1 with a 2.60 ERA in 17.1 innings. Struck out 19 batters.



INNINGS PITCHED
STRIKEOUTS
SCORELESS IP
WIN STREAK
LOSS STREAK

2.1 - 9/10/22 vs. NYM
5 - 9/10/22 vs. NYM
19.1 - 5/2-6/18/23
None
None

2020

- Did not pitch in 2020 due to the COVID-19 pandemic.

2019

- Made his professional debut and pitched in 14 total games, 13 for the Rookie-level Gulf Coast League Marlins and one for Short Season-A Batavia. Combined to go 2-0 with a 0.93 ERA.
- Struck out 30 batters in 18.1 innings for the GCL Marlins.
- Pitched 1.0 inning and struck out 2 batters for Batavia.

PERSONAL/MISCELLANEOUS

- Full name is Andrew Christopher Nardi.
- Attended the University of Arizona. Played one season for the Wildcats and went 4-5 with a 6.75 ERA. Began collegiate career at Ventura Community College in 2017, posting a 1.17 ERA in 14 appearances. Played sophomore season at Moorpark Community College.
- Attended Royal High School in Simi Valley, Calif. Lettering twice as a first baseman and pitcher. Tallied six wins and posted a 2.05 ERA through 18 games as a junior and senior.
- Drafted three times: 39th round by the Yankees in 2017, 39th round by the Nationals in 2018, and 16th round by the Marlins in 2019.
- Enjoys mountain biking, hiking, and lifting weights in his free time.



2019: Selected by Miami in the 16th round of the First-Year Player Draft.



2023: Left triceps inflammation (July 4-31)



@A.NARDI43



@ANARDI21

NARDI'S PITCHING HISTORY

YEAR	CLUB	W-L	ERA	G	GS	CG	SHO	SV	SVO	IP	H	R	ER	HR	HB	BB	SO	WP	BK
2023	MIAMI	8-1	2.67	63	0	0	0	3	4	57.1	45	18	17	7	4	21	73	0	0
	Jacksonville (AAA)	0-0	10.80	3	0	0	0	0	0	1.2	1	2	2	0	1	3	3	0	1
	Minors (4 yrs.)	11-5	2.75	83	0	0	0	14	19	124.1	86	46	38	10	7	50	180	5	2
	MAJORS (2 yrs.)	9-2	4.13	76	0	0	0	3	4	72.0	70	35	33	12	4	35	97	1	0

POSTSEASON HISTORY

YEAR	CLUB/OPP	SERIES	W-L	ERA	G	GS	CG	SHO	SV	SVO	IP	H	R	ER	HR	HB	BB	SO	WP	BK
2023	MIA/PHI	NLWC	0-0	13.50	1	0	0	0	0	0	1.1	1	3	2	1	0	1	2	0	0
	Wild Card		0-0	13.50	1	0	0	0	0	0	1.1	1	3	2	1	0	1	2	0	0
	TOTALS		0-0	13.50	1	0	0	0	0	0	1.1	1	3	2	1	0	1	2	0	0



FRONT OFFICE

FIELD STAFF

PLAYERS

CLUB HISTORY

SEASON IN REVIEW

OPPONENTS

GENERAL INFORMATION



JHONNY PEREDA

CATCHER

89

HEIGHT 6'11" WEIGHT 202 B/T R/R DOB APRIL 18, 1996 BORN SAN JUAN, VEN

ACQUIRED SIGNED BY MIAMI AS A MINOR LEAGUE FREE AGENT ON 1/17/24 CONTRACT STATUS SIGNED THROUGH 2024

NON-ROSTER INVITEE

FRONT OFFICE

FIELD STAFF

PLAYERS

CLUB HISTORY

SEASON IN REVIEW

OPPONENTS

GENERAL INFORMATION

2023

- Spent the entire season with Triple-A Louisville, appearing in 67 games. Slashed .325/.405/.468/.873 (75x231) with 15 doubles, six home runs, 36 RBI and 32 walks against 51 strikeouts.
- Appeared in 34 games (all starts) at catcher, 17 games (15 starts) at first base, and 16 games (15 starts) at designated hitter.
- Played in 31 games for the Leones de Caracas in the Venezuelan Winter League, slashing .296/.453/.346/.799 (24x81).
- Had two hitting streaks of 10-or-more games (16 games from April 19-June 8 and 10 games from June 23-July 28).
- Batted .419 (26x62) with six doubles, three home runs, and 17 RBI during the 16-game hitting streak.
- Had a five-hit game during the 10-game winning streak (June 25 at Charlotte), going 5x6 with two runs and one RBI.

2022

- In December 2021 was signed by the Giants to a Minor League contract and spent the 2022 regular season at Triple-A Sacramento.
- Batted .272 (56x206) with 10 doubles, four home runs and 25 RBI.
- Following the season elected free agency.
- On Dec. 6 was signed by the Reds to a Minor League contract and invited to 2023 Major League Spring Training camp.
- Played for Caracas in the Venezuelan Winter League (36 games, .308 AVG, four doubles, five home runs, 25 RBI).

2021

- Split time between Double-A Portland (39 games) and Triple-A Worcester (25 games) in the Red Sox Minor League system.
- Slashed a combined .246/.343/.325/668 (50x203) with 14 doubles, one triple and 20 RBI.
- Appeared in 48 games (45 starts) at catcher, recording a 9.69 fielding pct. (6 E/385.0 innings).

2020

- Spent the entire season at the Red Sox' alternate training site in Pawtucket.
- Was named the Venezuelan Winter League Rookie of the Year.

2019

- Received a Rawlings Minor League Gold Glove Award while spending the entire season with the Cubs Minor League system.
- Threw out more attempted base stealers than any other Double-A or Triple-A catcher (44x132, 33pct.).

2018

- Was named a Mid-Season Carolina League All-Star.
- Following the 2018 season, played for Mesa in the prestigious Arizona Fall League (eight games, .276 AVG, two doubles, three RBI).

PERSONAL/MISCELLANEOUS

- First name is spelled Jhonny. Last name is pronounced per-AY-duh.
- Originally was signed by Cubs scout Héctor Ortega as a 16-year-old in April 2013.
- Was born in San Juan, located in the capital district of Caracas, VEN.



2024: Signed by Miami as a Minor League free agent on 1/17.

2022: Signed by Cincinnati as a Minor League free agent on 12/6.

2021: Signed by San Francisco as a Minor League free agent on 12/15.

2020: Acquired by Boston from Chicago-NL in exchange for RHP Travis Lakins on 3/23.

2013: Signed by Chicago-NL as a Minor League free agent on 4/1. Signed by scout Héctor Ortega.



2021: Venezuelan Winter League Rookie of the Year

2019: Rawlings MiLB Gold Glove Award

2018: Carolina League Mid-Season All-Star

PEREDA'S BATTING HISTORY

YEAR	CLUB	AVG.	G	AB	R	H	2B	3B	HR	RBI	SH	SF	HBP	BB	SO	SB	CS	OBP	SLG	OPS
2023	Louisville (AAA)	.325	67	231	32	75	15	0	6	36	0	1	0	32	51	0	1	.405	.468	.873
	Minors (10 yrs.)	.257	682	2308	254	594	105	5	25	265	7	17	15	299	381	10	14	.344	.340	.684



EURY PÉREZ

RIGHT-HANDED PITCHER

39

HEIGHT 6'8" WEIGHT 220 B/T R/R DOB APRIL 15, 2003 BORN SANTIAGO, DR MLB DEBUT MAY 12, 2023 VS. CIN

ACQUIRED SIGNED AS AN INTERNATIONAL FREE AGENT ON 7/2/2019 CONTRACT STATUS SIGNED THROUGH 2024

2023

- Made 19 starts and posted a 5-6 record with a 3.15 ERA (32 ER/91.1 IP) and 108 strikeouts during his first Major League season at 20 years old.
- Among MLB rookie pitchers in 2023 (min. 65 IP), finished with the third-lowest ERA (3.15). Ranked second-lowest among NL rookies, trailing only NYM's Kodai Senga (2.98).
- Was named the South Florida BBWAA Rookie of the Year and to *Baseball America's* Major League All-Rookie Team.
- Began the season with Double-A Pensacola, where he went 3-1 with a 2.32 ERA (13 ER/36.2 IP) to start the year before being selected by Miami on May 11.
- Became the youngest pitcher in Marlins history, making his debut at 20 years and 27 days old on May 12 vs. CIN. Pitched 4.2 innings and allowed two runs on four hits with seven strikeouts and two walks, but did not factor into the decision.
- Also became the youngest Dominican-born starting pitcher (20 yrs, 27 days) and the third-youngest DR-born pitcher (reliever/starter) at the time of his debut behind Elvis Luciano (TOR, 19-224) and José Rijo (CIN, 194, 18-328).
- In his debut, recorded seven strikeouts over 4.2 innings, the second-most for a pitcher in Club history in their debut with Anthony DeSclafani (May 14, 2014 at LAD), Scott Olsen (June 25, 2005 at TB), and Dontrelle Willis (May 9, 2003 vs. COL). Falls one behind the club record of eight set by José Fernández on Apr. 7, 2013 vs. NYM and matched by Dillon Peters on Sept. 1, 2017 vs. PHI.
- Became the second youngest player (position/pitcher) to debut with the Marlins in franchise history, behind only INF Edgar Rentería who debuted at 19 years and 277 days.
- Earned his first MLB win on May 18 vs. WSH, becoming the youngest pitcher in Club history to earn a win (20 years, 33 days). Threw 5.0 innings, struck out six batters, and allowed three hits and one run.
- Became the youngest starter in MLB to win a game since LAD's Julio Urías at 19 years and 321 days on June 28, 2016. Marked the fourth-youngest pitcher to earn a win in the Majors since 1993, behind SEA's Félix Hernández (19 yrs and 123 days on Aug. 9, 2005), Urías, and LAD's Edwin Jackson (20 yrs and 0 days on Sept. 9, 2003).
- Posted a 0.32 ERA (1 ER/28.0 IP) in June, the best mark for a rookie in Club history in any month (min. 25.0 IP).
- Became the youngest pitcher in MLB to record three or more wins in their first five starts since Rick Wise from June 21-Aug. 20, 1964 at 18 yrs at 342 days with PHI. Became just the 11th pitcher in Club history to accomplish the feat and first since Sixto Sánchez in 2020.
- Had a 1.34 ERA through his first nine starts, the second-lowest for a pitcher his age or younger (20 yrs, 71 days) through their first nine career starts since 1913, when ERA became an official MLB stat, trailing only Jack Bentley's 1.27 ERA from 1913-14 (*Elias Sports Bureau*).
- Was the youngest to play in an MLB game (STL prospect Jordan Walker made his MLB debut on Opening Day at 20 years and 312 days).

2023 (CONT.)

- Optioned to Double-A Pensacola on July 7, where he made two starts (July 26 and Aug. 1). Was recalled by the Marlins on Aug. 7.
- Returned to Major League action on Aug. 7 at CIN, and posted a 4.26 ERA through his final eight starts after being recalled, going 0-3 with 14 walks and 47 strikeouts. Allowed eight homers.
- With his career-high 10 strikeouts on Aug. 19 at LAD (G1 of DH), became the youngest pitcher (20-162) to record double-digit strikeouts in a game since Seattle's Félix Hernández (19-129) struck out 11 on Aug. 15, 2005 vs. KC.
- Struck out the leadoff batter in Sal Frelick on Sept. 14 at MIL to record his 100th career strikeout, becoming the second-quickest Marlins pitcher (84.0 innings) to reach 100 strikeouts behind only Trevor Rogers (76.2 innings). He also became the first Marlins pitcher 20 years old or younger to record 100-plus strikeouts in a season since Jose Fernandez in 2013 (187).
- Went 3-2 at loanDepot park with a 1.97 ERA (10 ER/45.2 IP) in nine starts, and 2-4 with a 4.34 ERA (22 ER/45.2 IP) in 10 starts away.
- Left-handed batters hit .189 (30x159) vs. Pérez with seven home runs and a .648 OPS, while right-handed batters hit .236 (42x178) with eight home runs and a .758 OPS.
- Was placed on the Injured List with left SI joint inflammation on Sept. 23 (retro to 9/21) and missed the remainder of the season
- Entered season ranked as Miami's No. 1 overall prospect, also ranks as Major League Baseball's No. 2 right-handed pitching prospect and No. 9 overall, per *MLB Pipeline* and had his fastball is ranked No. 1 in the Minors by *Baseball America*.



INNINGS PITCHED 6.0 - 6x; last, 8/26/23 vs. WSH
STRIKEOUTS 10 - 8/19/23 (1) at LAD
SCORELESS IP 18.0 - 6/14/23-6/25/23
WIN STREAK 2 G - 5/28/23-6/3/23
LOSS STREAK 3 G - 7/1/23-8/7/23

FRONT OFFICE

FIELD STAFF

PLAYERS

CLUB HISTORY

SEASON IN REVIEW

OPPONENTS

GENERAL INFORMATION

2022

- In his second professional season, made 17 starts with Double-A Pensacola and one rehab start at Single-A Jupiter.
- In 18 combined starts, posted a 3.97 ERA (34 ER/77.0 IP) with 63 hits allowed and 110 strikeouts. His 106 strikeouts and .223 AVG against both led the Blue Wahoos.
- Held batters to a .221 AVG. Lefties hit .204 (31x152) and righties hit .241 (32x133).
- Recorded double-digit strikeouts two times: a career-high 12 strikeouts in 5.0 innings on April 29 at Biloxi and 10 strikeouts in 6.0 innings on July 7 at Mississippi.
- Owned a 2.12 ERA in the month of May, allowing four runs in 17.0 innings across three starts with 20 strikeouts and held batters to a .164 AVG.
- Named Southern League Pitcher of the Week for the week of May 1 and the week of May 29, was named to the Futures Game, and earned MiLB.com Organizational All-Star honors.

2021

- Posted a 1.96 ERA (17 ER/78.0 IP) in 20 starts after making his professional debut with Single-A Jupiter on May 4, the fourth-lowest ERA in MiLB among pitchers with at least 70.0 innings.
- Was named a Florida State League Top MLB prospect. Also earned FSL Pitcher of the Week honors for the week of July 25 after striking out nine batters in 5.0 scoreless innings.
- Combined to post a 0.885 WHIP and struck out 12.5 batters per 9.0 innings.
- Allowed two-or-fewer hits in 12 of his 20 appearances.
- Did not allow more than four hits in a game all season.
- In 15 starts with the Hammerheads, owned a team-best 1.61 ERA (min. 25.0 IP) with 82 strikeouts. Allowed just 10 earned runs on 32 hits (two home runs) and held batters to a .163 AVG.
- Recorded a season-high 11 strikeouts on Aug. 7 at Tampa in just 4.2 innings. Allowed zero hits and three walks.
- Was promoted to High-A Beloit for his final five outings, going 1-2 with a 2.86 ERA (7 ER/22.0 IP) with 26 strikeouts.



@E_PEREZ031



@EURY_PEREZ9

PERSONAL/MISCELLANEOUS

- Full name is Eury (EE-your-e) Rafael Pérez.
- Trains during the offseason with teammate and 2022 NL Cy Young winner Sandy Alcantara.
- Nickname is "Baby Goat".



2019: Signed by Miami as an international free agent on 7/2.



2023: Left SI joint inflammation (Sept. 21-End of season)



2023: South Florida BBWAA Rookie of the Year

2022: MiLB.com Organization All-Star

Futures Game Selection

Southern League Pitcher of the Week (May 1, May 29)

2021: FSL Top MLB Prospect

FSL Pitcher of the Week (July 25)

PÉREZ'S PITCHING HISTORY

YEAR	CLUB	W-L	ERA	G	GS	CG	SHO	SV	SVO	IP	H	R	ER	HR	HB	BB	SO	WP	BK
2023	MIAMI	5-6	3.15	19	19	0	0	0	0	91.1	72	35	32	15	2	31	108	6	1
	Pensacola (AA)	3-1	3.19	8	8	0	0	0	0	36.2	24	16	13	5	0	10	54	3	2
	Minors (3 yrs.)	9-9	3.01	46	46	0	0	0	0	191.2	130	76	64	21	12	61	272	13	5
	MAJORS (1 yr.)	5-6	3.15	19	19	0	0	0	0	91.1	72	35	32	15	2	31	108	6	1



A.J. PUK

LEFT-HANDED PITCHER

35

HEIGHT 6'7" WEIGHT 248 B/T L/L DOB APRIL 25, 1995 BORN MINNEAPOLIS, MN MLB DEBUT AUGUST 21, 2019 VS. NYY

ACQUIRED FROM OAKLAND IN EXCHANGE FOR OF JJ BLEDDAY ON 2/11/2021 CONTRACT STATUS SIGNED THROUGH 2024

2023

- Went 7-5 with a 3.97 ERA (25 ER/56.2 IP) in 58 relief appearances during his first season in the Marlins organization.
- Struck out a career-high 78 batters (previous high: 76 in 2022).
- His 12.39 SO/9 in 2023 was the second-best mark on the Marlins behind David Robertson (12.66). Was also the second-best mark by a left-handed reliever in club history (min. 50.0 IP) behind only Tanner Scott's 12.9 SO/9 ratio in 2022.
- In his Postseason debut on Oct. 3 at Philadelphia (NLWCS G1), allowed one hit and struck out one in a scoreless inning.
- Had a 4-3 record at loanDepot park with a 5.29 ERA (19 ER/32.1 IP) and .284 opponents AVG (38x134) in 34 appearances, and a 3-2 record with a 2.22 ERA (6 ER/24.1 IP) and .178 opponents AVG (16x90) in 24 away games.
- Left-handed batters hit .197 (14x71) vs. Puk in 2023 with three home runs and a .578 OPS, while right-handed batters hit .261 (40x153) with seven home runs and a .765 OPS.
- Was one of four left-handed relievers on the Marlins with 70+ strikeouts (others; Andrew Nardi, Steven Okert, Tanner Scott). Marked the first time in franchise history that two-or-more left-handed relievers finished with 70-plus strikeouts in a season.
- Recorded 15 saves in 24 opportunities. Had four saves in 2022.
- Had at least one strikeout in 47 of his 58 outings. Had two-plus strikeouts in 23 of those.
- Matched his career high in strikeouts with four on Aug. 13 vs. NYY in 1.1 innings, striking out each of the four batters he faced.
- Prior to the All-Star Break, went 4-3 with a 4.03 ERA (13 ER/29.0 IP) while holding batters to a .248 AVG (29x117). Went 3-2 with a 3.90 ERA (12 ER/27.2 IP), and .234 AVG (25x107) during the second half of the season.
- Missed 21 games on IL with left elbow nerve irritation from May 14-June 6. In three rehab appearances for Double-A Pensacola had a 3.38 ERA (1 ER/2.2 IP) with three hits (one home run), one walk, and four strikeouts.
- Did not allow an earned run in April in 11.0 innings, allowing just seven hits and two walks with 11 strikeouts.
- Made his Marlins debut on March 31 vs. NYM. Entered in the 9th inning and allowed one run on one hit (one home run) with two strikeouts over 1.0 inning.
- Made his 2nd career Opening Day roster.

2022

- Went 4-3 with a 3.12 ERA (23 ER/66.1 IP) over 62 relief appearances in his first full season with Oakland. Led the Athletics bullpen with 76 strikeouts.
- Posted a career-best 1.15 WHIP, 3.30 K/BB, and 3.12 BB/9 marks.
- Held opponents to a .217 AVG and 19 extra-base hits, including holding lefties to a .153 AVG (three extra-base hits).

2022 (CONT.)

- 46 of his 62 appearances were scoreless.
- Tossed 15.0 scoreless innings from April 14-May 23, posting a 0.93 WHIP in 12 appearances. Had a second 12-outing scoreless stretch from July 5-Aug. 4, spanning 11.2 innings. Held hitters to a .108 AVG with four hits and 11 strikeouts.
- Went 2-1 with a 2.35 ERA (10 ER/38.1 IP) in 34 outings prior to the All-Star Break. Went 2-2 with a 4.18 ERA (13 ER/28.0 IP) in 28 outings after the All-Star Break, with four saves.



INNINGS PITCHED 3.1 - 4/5/21 vs. LAD
STRIKEOUTS 4 - 4x; last, 6/30/22 at SEA
SCORELESS IP 15.0 - 4/14-5/23/22
WIN STREAK None
LOSS STREAK None

FRONT OFFICE

FIELD STAFF

2021

- Spent majority of season at Triple-A Las Vegas, going 2-5 with a save and a 6.10 ERA in 29 games (four starts).
- Had two stints with Oakland, going 0-3 with a 6.08 ERA, .310 AVG, and .764 OPS in 12 relief appearances.
- Struck out 16 batters in 13.1 innings overall but also walked six for a .385 opponents on-base pct.
- In an up-and-down year at Triple-A, struck out 58 batters in 48.2 innings (10.73 K/9 innings), and walked 19 (3.51 BB/9 innings).
- Finished the season ranked Oakland's No. 6 prospect by *Baseball America*.

PLAYERS

CLUB HISTORY

2020

- Made two starts during Spring Training and did not allow a run before he was shut down with a shoulder injury. Resumed throwing shortly before camp was halted and was pitching again when camp resumed in July.
- Began the season on the Injured List (strained left shoulder).
- Underwent surgery on left shoulder on Sept. 16 by Dr. Neal ElAttrache, the same doctor who did his "Tommy John" surgery.
- Was rated as the A's No. 2 prospect by *Baseball America* following the season.

SEASON IN REVIEW

2019

- Began the season on the Minor League Injured List.
- Came back with Single-A Stockton on June 11 and made three appearances with the Ports, six at Double-A Midland, and nine in his Triple-A debut with Las Vegas before being selected by Oakland on Aug. 20.
- Went 2-0 with a 3.18 ERA in 10 relief appearances in his Major League debut. Struck out 13 batters in 11.1 innings (10.32 K/9). Walked five batters, but yielded just one double and one home run.

OPPONENTS

GENERAL INFORMATION

2018

- Was a non-roster invitee to Major League Spring Training and went 1-1 with a 3.38 ERA in four games, including three starts.
- Had surgery to repair the ulnar collateral ligament in his left arm on April 10 by Dr. Neal ElAttrache. Missed the entire regular season after undergoing "Tommy John" surgery.

2017

- Split his first full professional season between Single-A Stockton and Double-A Midland, combining for a 6-10 record and a 4.03 ERA in 27 games (24 starts).
- Struck out 184 batters in 125.0 innings (13.24 K/9), ranking 3rd in all of the Minors behind Alec Hansen (191) and Triston McKenzie (186).
- Named the A's Organization Pitcher of the Year.
- Named to the California League Mid-Season All-Star team and represented the United States in the All-Star Futures Game.
- Allowed a .227 opponents batting avg., which included .227 against right-handed hitters compared to .228 against left-handed hitters.
- Was rated the A's No. 1 prospect by *Baseball America* following the season.



2021: Acquired by Miami from Oakland in exchange for OF JJ Bleday on 2/11.

2016: Selected by Oakland sixth overall in the First-Year Player Draft.



2023: Left elbow nerve irritation (May 14-June 5)

2022: Undisclosed (April 18-20)

2021: Strained left biceps (April 8-May 28)

2020: Left shoulder strain (July 23-End of season)

2016

- Assigned to Vermont of the Short Season Single-A New York-Penn League after signing on June 30. Threw 2.0 scoreless innings in his debut on July 12 at Auburn.
- Went 0-4 with a 3.03 ERA in 10 starts with the Lake Monsters. Did not allow an earned run in five of his six no-decisions (0.98 ERA).
- Struck out 40 batters in 32.2 innings and did not allow a home run.
- Did not record his first strikeout until his third start on July 22 at Hudson Valley. Then struck out 15 of the 30 batters he faced over a two-start stretch from Aug. 8-14 (7.2 IP).
- Was rated the A's No. 2 prospect by *Baseball America* following the season.

PERSONAL/MISCELLANEOUS

- Full name is Andrew Jacob Puk. Played three seasons at the University of Florida in Gainesville, Florida.
- In 54 games as a Gator (37 starts), posted a 3.39 ERA (194.0 IP/73 ER). Played alongside teammates Pete Alonso, Jonathan India, and Harrison Bader during his time there.
- Was roommates with left-handed pitcher Jesús Luzardo while they were both Oakland A's. The two were ranked the organization's top two prospects at the time.



2017: California League Mid-Season All-Star

MiLB.com Organization All-Star (Oakland)

Futures Game Selection

California League Pitcher of the Week (May 28)

PUK'S PITCHING HISTORY

YEAR	CLUB	W-L	ERA	G	GS	CG	SHO	SV	SVO	IP	H	R	ER	HR	HB	BB	SO	WP	BK
2023	MIAMI	7-5	3.97	58	0	0	0	15	24	56.2	54	29	25	10	2	13	78	1	0
	Pensacola (AA)	0-0	3.38	3	0	0	0	0	0	2.2	3	1	1	1	0	1	4	0	0
	Minors (5 yrs.)	12-20	4.42	87	42	0	0	1	5	234.1	216	137	115	23	10	90	324	21	0
	MAJORS (4 yrs.)	7-5	3.97	58	0	0	0	15	24	56.2	54	29	25	10	2	13	78	1	0

POSTSEASON HISTORY

YEAR	CLUB/OPP	SERIES	W-L	ERA	G	GS	CG	SHO	SV	SVO	IP	H	R	ER	HR	HB	BB	SO	WP	BK
2023	MIA/PHI	NLWC	0-0	0.00	1	0	0	0	0	0	1.0	1	0	0	0	0	0	1	0	0
	Wild Card		0-0	0.00	1	0	0	0	0	0	1.0	1	0	0	0	0	0	1	0	0
	TOTALS		0-0	0.00	1	0	0	0	0	0	1.0	1	0	0	0	0	0	1	0	0



TREVOR ROGERS

RIGHT-HANDED PITCHER

28

HEIGHT 6'5" **WEIGHT** 217 **B/T** L/L **DOB** NOVEMBER 13, 1997 **BORN** CARLSBAD, NM **MLB DEBUT** AUGUST 15, 2020 AT NYM

ACQUIRED SELECTED 13TH OVERALL OF THE 2017 FIRST-YEAR PLAYER DRAFT

CONTRACT STATUS SIGNED THROUGH 2024

2023

- Made four starts in April going 1-2 with a 4.00 ERA (8 ER/18.0 IP), a 1.22 WHIP, and a .229 opponent AVG before going on the Injured List with a left biceps strain on April 21.
- Missed 142 games from April 20 through the end of the season. Was moved from 15-day IL to 60-day IL on June 13.
- Made two rehab starts in Single-A Jupiter and Triple-A Jacksonville, going 1-0 with a 0.00 ERA in 9.0 innings with two walks and 12 strikeouts before experiencing a setback in his non-throwing arm (right shoulder).
- Made his third career Opening Day Roster.

2022

- Made 23 starts coming off a runner-up ROTY season, amid two separate IL stints, including a season-ending lat strain.
- Allowed 14 home runs and a .274 AVG against in 107.0 innings.
- Recorded his 200th career strikeout against the first batter he faced on April 16. This made him the first left-hander in MLB history to strikeout 200 hitters in his first 34 games (all coming as starts) while maintaining a career ERA under 3.25. He was just the 12th pitcher to accomplish this feat (all 11 others were right-handed).
- Took a career-high four consecutive losses from July 6-25.
- Made four starts after returning from injury on Aug. 31. Went 6.0-plus innings in three-straight starts and posted a 2.98 ERA (6 ER/18.1 IP) in this stretch. In the fourth outing, was pulled after 1.0 inning with injury, landing him back on the IL for the remainder of the year.
- Struck out a season-high nine batters vs. TEX on Sept. 12. Went 6.1 innings, also a season-high.
- Held lefties to a .194 AVG, .296 slugging pct., and a .584 OPS with just one home run (111 BF). Right-handed batters hit .299 with a .520 slugging pct., .886 OPS, and 14 home runs (366 BF).

2021

- Finished second in 2021 NL Rookie of the Year voting after going 7-8 with a 2.64 ERA in 24 starts. Struck out 157 in 133.0 innings.
- Since the mound was lowered in 1969, there have been only six other rookie pitchers to match Rogers' total in wins (seven) and strikeouts (157), while recording as low an ERA (2.64): José Fernández (2013), Hideo Nomo (1995), Mark Eichhorn (1986), Dwight Gooden (1984), Fernando Valenzuela (1981), and Jon Matlack (1972). All but Eichhorn went on to win Rookie of the Year in their respective leagues in those seasons.
- Among Marlins rookies, his strikeout total trailed only Scott Olson (166) and José Fernández (187), while his ERA is second only to Fernández's 2.19 mark during his 2013 rookie campaign.
- Pitched the 4th inning of the All-Star Game in Colorado. Allowed two hits and two unearned runs. Struck out J.D. Martínez. Named an All-Star on July 4th, becoming the sixth Marlins rookie to be named an All-Star since 1993.

2021 (CONT.)

- Named NL Rookie of the Month in April and May. Became the fourth Marlins player to win NL Rookie of the Month twice in the same season, joining Miguel Cabrera (2003), Josh Johnson (2006), and José Fernández (2013). Joined Johnson (May-June, 2006) & Fernández (July-Aug. 2013) as the third to do so in consecutive months.
- Made 22 consecutive starts allowing three runs-or-less from Sept. 26, 2020-Sept. 10, 2021, to set a Marlins record. Only 12 left-handers have longer such streaks in MLB history.
- Reached 100 career strikeouts on May 19 at PHI. Did so in just 76.2 innings, becoming the quickest Marlins' starter to accomplish the feat and the third in Marlins' history behind Kyle Barraclough (66.0 IP) and Drew Steckenrider (73.2 IP).



INNINGS PITCHED 7.2 - 5/19/21 at PHI
STRIKEOUTS 10 - 3x; last, 9/21/21 at WSH
SCORELESS IP 13.0 - 4/21-4/26/21
WIN STREAK 3 G - 5/7-5/19/21
LOSS STREAK 4 G - 7/6-7/25/22

2020

- Made seven starts for the Marlins, going 1-2 with a 6.11 ERA. Struck out 39 in 28.0 innings.
- Made his MLB debut on Aug. 25 at loanDepot park against the Mets. Struck out six in 4.0 innings, allowing one hit and walking five.
- Struck out a career-high 10 batters in 6.0 innings on Sept. 6 at TB.
- Made his Postseason debut in Game 3 of the NLDS against ATL. Worked 1.2 innings and allowed four hits and two earned runs.

2019

- Posted a 6-10 record with a 2.90 ERA (44 ER/ 136.1 IP) and 150 strikeouts over 23 starts at Single-A Jupiter (18 starts) and Double-A Jacksonville (five). Walked 33 batters and allowed 10 home runs.
- Opened the season at Jupiter and went 5-8 with a 2.53 ERA and 122 strikeouts in 110.1 innings with 24 walks. Performance earned him Mid-Season and Post-Season All-Star honors in the Florida State League.
- Ranked 2nd in the FSL in strikeouts for the season. Did not qualify for the ERA title, but would have ranked 3rd. His 1.10 WHIP would have tied for 3rd.
- Struck out 10-or-more batters in four starts. Had one such start in 2018, when he struck out a career-best 12 on July 28 vs. Hickory.
- Was promoted to Triple-A on Aug. 3. At the time of promotion, led the FSL in strikeouts, opponent AVG (.232), and WHIP. Ranked 2nd in innings and ERA.
- Made five starts with the Jumbo Shrimp to end the season and went 1-2 with a 4.50 ERA (13 ER/26.0 IP).

2018

- Made professional debut with Single-A Greensboro and went 2-7 with a 5.82 ERA (47 ER/72.2 IP) in 17 starts.

FRONT OFFICE

FIELD STAFF

PLAYERS

CLUB HISTORY

SEASON IN REVIEW

OPPONENTS

GENERAL INFORMATION

PERSONAL/MISCELLANEOUS

- Full name is Trevor J'Daniel Rogers. Drafted 13th overall in the 2017 First-Year Player Draft out of Carlsbad High School.
- Is married to his wife, Tessa. Teammates Braxton Garrett and Will Stewart were both groomsmen at their wedding in November 2022.



2017: Selected by Miami 13th overall in the First-Year Player Draft. Signed by scout Scott Stanley.



2023: Left biceps strain (April 20-End of season)

2022: Left lat strain (Sept. 19-End of season)

Low back spasms (July 26-Aug. 31)



2021: National League All-Star

2019: Florida State League All-Star



@T_RAW_89



@T_RAW_1691

ROGERS'S PITCHING HISTORY

YEAR	CLUB	W-L	ERA	G	GS	CG	SHO	SV	SVO	IP	H	R	ER	HR	HB	BB	SO	WP	BK
2023	MIAMI	1-2	4.00	4	4	0	0	0	0	18.0	16	9	8	2	3	6	19	0	0
	Minors (5 yrs.)	11-18	3.79	48	48	0	0	0	0	242.1	231	118	102	17	10	67	284	10	2
	MAJORS (4 yrs.)	13-23	4.12	59	59	0	0	0	0	286.0	271	144	131	28	15	110	321	9	2

POSTSEASON HISTORY

YEAR	CLUB/OPP	SERIES	W-L	ERA	G	GS	CG	SHO	SV	SVO	IP	H	R	ER	HR	HB	BB	SO	WP	BK
2020	MIA/ATL	NLDS	0-0	10.80	1	0	0	0	0	0	1.2	4	3	2	0	0	1	2	0	0
	Division Series		0-0	10.80	1	0	0	0	0	0	1.2	4	3	2	0	0	1	2	0	0
	TOTALS		0-0	10.80	1	0	0	0	0	0	1.2	4	3	2	0	0	1	2	0	0

ALL-STAR GAME HISTORY

YEAR	CLUB/TM, SITE	W-L	ERA	G	GS	CG	SHO	SV	SVO	IP	H	R	ER	HR	HB	BB	SO	WP	BK
2021	NL/MIA, COL	0-0	0.00	1	0	0	0	0	0	1.0	2	2	0	0	0	0	1	0	0

FRONT OFFICE

FIELD STAFF

PLAYERS

CLUB HISTORY

SEASON IN REVIEW

OPPONENTS

GENERAL INFORMATION



JESÚS SÁNCHEZ

OUTFIELDER

12

HEIGHT	WEIGHT	B/T	DOB	BORN	MLB DEBUT
6'3"	222	L/R	OCTOBER 7, 1997	HIGÜEY, DR	AUGUST 21, 2020 AT WSH

ACQUIRED WITH RHP RYNE STANEK FROM TAMPA BAY IN EXCHANGE FOR RHP NICK ANDERSON AND RHP TREVOR RICHARDS ON 7/31/2019

CONTRACT STATUS SIGNED THROUGH 2024

2023

- Hit a career-best .253 while setting career highs in games played (125), runs (43), hits (91), doubles (23), RBI (52), and walks (38). Matched his career high in home runs with 14.
- In first-career Postseason action, went 1x5 with one strikeout in two games during the National League Wild Card Series at PHI.
- Had 19 multi-hit games, a new career high (previous, 14 in 2022). Had six games of at least three hits, also a career high.
- Hit second career pinch-hit home run on Sept. 8 at PHI off Seranthony Domínguez. Was also his second game-tying pinch-hit homer, joining his solo shot on July 28, 2022 at CIN.
- Recorded his first career walk-off hit on Aug. 2 vs. PHI in a Marlins' 12-inning, 9-8 comeback victory. Sánchez hit a walk-off RBI bloop single on a 0-1 pitch to left field with the bases loaded and zero outs to secure the win.
- Went 81x313 (.259) w/ 13 HR vs. RHP. Went 10x47 (.213) w/ 1 HR vs. LHP.
- Set a career-long hitting streak at seven games from July 9-July 22. Went 8x28 with 2 doubles and 2 homers (.905 OPS) during stretch.
- Won MLB's Play of the Week on June 14 vs. SEA for his grand-slam robbing catch in right field off the bat of Eugenio Suárez. Marked his second career "Play of the Week" award (Sept. 26, 2021).
- Prior to the All-Star Break, posted a .257 AVG (47x183) and a .798 OPS in 63 games, while posting a .249 AVG (44x177) and a .755 OPS in 62 games in the second half.
- In 10 games in May prior to his injury, went 12x27 (.444) with six doubles, two home runs, and six RBI.
- Recorded multiple extra-base hits in three consecutive games from May 8-10 (five doubles, one homer), matching the longest streak in franchise history (done three times: Dan Uggla, 2007; Hanley Ramírez, 2006; Iván Rodríguez, 2003).
- Missed 10 games on the 10-day IL from May 14-29 with a right hamstring strain.
- Made his 2nd career Opening Day roster.

2022

- Appeared in 98 games across two stints with Miami; tied career high with 36 RBI.
- Owned a .849 OPS in 47 home games and a .548 OPS in 50 road games.
- Hit a 496-foot home run on May 30 at COL, marking the third-longest home run in all of Major League Baseball in 2022.
- Recorded first career walk-off RBI on June 4 vs. SF; was the first of his playing career (pro & amateur).
- Hit a game-tying solo home run in 9th inning on July 25 at CIN, marking his first career pinch-hit home run. Was Miami's lone pinch-hit home run of the season.
- Posted .391 AVG and 1.031 OPS in 24 games in September with Triple-A Jacksonville.
- Went 6x16 in final five games with Miami, with two doubles, one home run, three RBI, and two walks.

2021

- Entered the 2021 season as the Marlins No. 8 prospect according to *MLB Pipeline*. Played in 64 games and hit .251 with 14 home runs and 36 RBI. Over his final 29 games, had 10 home runs and 24 RBI.

- Ranked T-8th among all rookies with 11 home runs after the All-Star break. Owned .904 OPS in September (26 games), with eight home runs and 19 RBI.



HITS	3 - 12x; last, 9/2/23 at WSH
RUNS	3 - 2x; last, 5/3 vs. ATL
HOME RUNS	2 - 4/11/22 at LAA
RBI	4 - 3x; last, 7/4/23 vs. STL
SB	1 - 4x; last, 4/28/23 vs. CHC
HIT STREAK	7 G - 7/9-7/22/23
WALK-OFF HITS	1 - 8/2/23 vs. PHI

2020

- Played in 10 games for the Marlins in 2020 and went 1x25 with a double and two RBI.
- Made his Major League debut on Aug. 21 at WSH. Went 0x4 with three strikeouts. Recorded his first MLB hit, a double in the 9th inning off Ryne Harper on Aug. 23 at WSH.

2019

- Began 2019 in the Rays organization at Double-A Montgomery and hit .275 (79x287) with 11 doubles, one triple, eight home runs, and 49 RBI in 78 games.
- He was promoted to Triple-A Durham on July 11. At the time of promotion, he was T-4th in the Southern League in RBI, T-9th in hits, and 10th in AVG.
- Was acquired on July 31 by Miami and was assigned to Triple-A New Orleans. He hit .246 (16x65) with one double, four home runs, and nine RBI in 17 games.
- Season was cut short due to hernia injury; did not appear after Aug. 23 and had offseason surgery.

2018

- Was named Most Valuable Player for Single-A Charlotte by the Rays' Baseball Operations Department. It was his fourth team-MVP award, joining honors in 2015 for the DSL Rays, 2016 for the GCL Rays, and 2017 with Single-A Bowling Green. No other prospect for the Rays has more than two since the awards began in 2009.
- Between Charlotte and Double-A Montgomery, he combined to bat .282 (129x457) with 11 home runs and 75 RBI. Also finished the season with a career-high 32 doubles.
- Ranked 4th in Florida State League in AVG (.301) and slugging (.462) and was 6th in RBI (64).

2017

- Was named the Rays' 2017 Minor League Player of the Year after leading Tampa Bay Minor Leaguers with 15 homers and 72 RBI, and batting .305.
- Won the Midwest League batting and RBI titles. Also ranked 2nd in hits (145) and total bases (227). Was a Mid-Season and Post-Season All-Star.

FRONT OFFICE

FIELD STAFF

PLAYERS

CLUB HISTORY

SEASON IN REVIEW

OPPONENTS

GENERAL INFORMATION

2016

- In 2016, was among the league leaders in the Gulf Coast League in AVG (.323, 2nd), slugging (.530, 2nd), triples (eight, 1st), and total bases (87, 2nd). Additionally, led all Rays' Minor Leaguers in AVG.

2015

- Named the MVP of the DSL Rays in 2015, ranking 4th in the league with 119 total bases.

PERSONAL/MISCELLANEOUS

- Full name is Jesús Sánchez. Married to his wife, Esmeralda, in October 2023.
- Has been playing piano for the last five years. Enjoys playing gospel music and writing his own songs.
- Sánchez was coached by his older brother, Nerva, from the time he was nine, and insisted on modeling his swing after David Ortiz, forcing Jesús to learn to bat left-handed. In 2018, when he was selected to start for the World Team in the Futures Game at Nationals Park, Sánchez's manager was David Ortiz.
- Hunger was an all-too familiar part of Sánchez's youth. As a child, he would sometimes sleep at his church if he knew that there would be no dinner at his home.



@JESUSSANCHEZ07TB



2019: Acquired with RHP Ryne Stanek on 7/31 from Tampa Bay in exchange for RHP Nick Anderson and RHP Trevor Richard.

2014: Signed by Tampa Bay as International free agent on 7/2. Signed by scout Daniel Santana.



2023: Right hamstring strain (May 14-29)

2022: Undisclosed (June 17-21)

2021: Right hamstring strain (Oct. 1-End of season)
Undisclosed (July 16-Aug. 16)



2023: MLB Play of the Week (June 18)

2021: International League Player of the Month (May)
International League Player of the Week (May 9)
MLB Play of the Week (Sept. 26)

2019: MiLB Rawlings Gold Glove Award (RF)
Southern League Player of the Week (May 19)
Southern League Midseason All-Star

2018: Florida State League Midseason & Postseason All-Star
All-Star Futures Game selection

2017: Midwest League Midseason & Postseason All-Star
Midwest League Player of the Week (June 11)

2016: Gulf Coast League Postseason All-Star

J. SANCHEZ'S BATTING HISTORY

YEAR	CLUB	AVG.	G	AB	R	H	2B	3B	HR	RBI	SH	SF	HBP	BB	SO	SB	CS	OBP	SLG	OPS
2023	MIAMI	.253	125	360	43	91	23	3	14	52	1	1	2	38	107	3	1	.327	.450	.777
	Jacksonville (AAA)	.250	3	12	2	3	0	0	1	2	0	0	0	1	3	0	0	.308	.500	.808
	Minors (8 yrs.)	.299	546	2111	324	632	110	27	67	364	3	21	15	160	430	34	17	.350	.472	.822
	MAJORS (4 yrs.)	.234	297	925	109	216	46	8	41	126	1	3	8	88	288	4	2	.305	.434	.739

POSTSEASON HISTORY

YEAR	CLUB/OPP	SERIES	AVG.	G	AB	R	H	2B	3B	HR	RBI	SH	SF	HBP	BB	SO	SB	CS	OBP	SLG	OPS
2023	MIA/PHI	NLWC	.200	2	5	0	1	0	0	0	0	0	0	0	0	1	0	0	.200	.200	.400
	Wild Card		.200	2	5	0	1	0	0	0	0	0	0	0	0	1	0	0	.200	.200	.400
	TOTALS		.200	2	5	0	1	0	0	0	0	0	0	0	0	1	0	0	.200	.200	.400

CAREER FIELDING

POS	G	GS	INN	TC	PO	A	E	FLD%
LF	41	37	331.2	69	67	1	1	.986
CF	87	80	703.2	176	169	6	1	.994
RF	158	136	1179.2	274	259	7	8	.971

HOME RUN BREAKDOWN

GRAND SLAMS	None
INSIDE THE PARK	None
LEADOFF	None
PINCH HIT	2 - last, 9/8/23 at PHI
WALK-OFF	None
MULTI-HR	2 - 4/11/22 at LAA



SIXTO SÁNCHEZ

RIGHT-HANDED PITCHER

45

HEIGHT	WEIGHT	B/T	DOB	BORN	MLB DEBUT
6'0"	234	R/R	JULY 29, 1998	SAN CRISTÓBAL, DR	AUGUST 22, 2020 AT WSH
ACQUIRED	FROM PHILADELPHIA WITH C. JORGE ALFARO, LHP WILL STEWART, AND INTERNATIONAL BONUS POOL MONEY IN EXCHANGE FOR C. J.T. REALMUTO			CONTRACT STATUS	SIGNED THROUGH 2024

2023

- Made one start with Double-A Pensacola in his return to professional baseball on Sept. 12. Faced five batters and struck out two in 1.0 scoreless inning.
- Marked his first professional appearance in a game in nearly three years (last pitched Oct. 8, 2020 against ATL in the National League Division Series).
- Pitched in Extended Spring Training games in late April and early May before experiencing shoulder soreness that shut him down for four months before he saw game action again.

2022

- Did not see action in 2022.

2021

- Entered the 2021 season as the No. 15 prospect in MLB and the Marlins top prospect according to *MLB Pipeline*.
- Did not pitch after undergoing right shoulder surgery on July 22.

2020

- Made seven starts for the Marlins in 2020. Went 3-2 with a 3.46 ERA in 39.0 innings. Struck out 33 and walked 11 batters.
- Made his Major League debut on Aug. 22 at WSH. Worked 5.0 innings, struck out four, allowed six hits and three runs, and earned the win.
- Worked 7.0 innings in his second start, striking out 10 batters against TB.
- Pitched his first complete game (7.0 innings) on Sept. 13 against PHI. Tossed 7.0 innings allowing three hits and one run. Became the second Marlins rookie pitcher to throw a complete game within his first five career outings (other, Brian Meadows, 1998).
- Went 3-1 with a 1.69 ERA in his first five starts before allowing nine runs in his final two starts of the regular season.
- Made his Postseason debut against the Cubs in Game 2 of the Wild Card Series on October 2. Did not allow a run in 5.0 innings, striking out six.

2019

- Opened 2019 at Extended Spring Training before a brief two-game stint at Single-A Jupiter (0-2, 4.91 ERA). Was promoted to Double-A Jacksonville on May 14 and went 8-4 with a 2.53 ERA (29 ER/103.0 IP) and 97 strikeouts against just 19 walks in 18 starts for the Jumbo Shrimp, limiting opponents to a .225 AVG.
- Had a career-best 26.0-inning scoreless streak from July 23 to Aug. 15, over a span of five starts.
- Set career highs in innings (114.0), strikeouts (103), and wins (eight).
- Ended season on a five-game winning streak over his last eight starts, posting a 0.95 ERA (5 ER /47.1 IP) with a .168 opponent AVG and 0.74 WHIP.

2018

- Made just 8 starts in 2018 due to injury, going 4-3 with a 2.51 ERA (13 ER /46.2 IP) for Single-A Clearwater in Philadelphia's system.

2017

- Opened 2017 with Single-A Lakewood, where he picked up South Atlantic League Pitcher of the Week honors for July 24-30, tossing first career shutout in a rain-shortened 5.0-inning game on July 24 at Charleston.
- Went 4-1 with a 1.67 ERA (8 ER/43.0 IP) and 0.77 WHIP in his last eight starts with Lakewood, earning promotion to High-A Clearwater on Aug. 5 for the remainder of season.
- Following the season, was named the second-best prospect in the Phillies' minor league system and 25th-best in baseball by *Baseball America*.

INNINGS PITCHED	7.0 - 3x; last, 9/13/20 vs. PHI
STRIKEOUTS	10 - 8/28/20 vs. TB
SCORELESS IP	7.0 - 8/28 - 9/2/20
WIN STREAK	2 G - 9/8 - 9/17/20
LOSS STREAK	None

2016

- Spent entire 2016 season with Gulf Coast League Phillies. He was named a GCL All-Star and posted the lowest ERA by a qualifying Minor League pitcher since 2014 (Ronald Domínguez, 0.43 for AZL Mariners).
- Led the GCL in ERA, WHIP (0.76), and opponent AVG (.181).
- Was named the Phillies' Minor League Pitcher of the Week for July 18-24.
- Posted a 29.0-inning scoreless streak from July 12-Aug. 12, allowing no runs in seven starts and one run in the other four starts during that stretch. Averaged 1.33 BB/9.0 innings on the year.

2015

- Began his professional career in the Dominican Summer League in 2015, making 11 appearances (two starts) and going 1-2 with a 4.56 ERA, six walks, and 18 strikeouts in 25.2 innings.

PERSONAL/MISCELLANEOUS

- Full name is Sixto Sánchez. Has four sisters and three brothers.
- Was discovered in 2014 when a Cuban catcher named Lednier Ricardo was auditioning for teams in the Dominican Republic. Ruben Amaro Jr., then the Phillies' general manager, and Mike Ondo, the team's director of pro scouting, dispatched special assistant Bart Braun to take a look at Ricardo. The workout was at the Phillies' academy in Boca Chica. Luis García, one of the Phillies' scouts in the Dominican Republic, was responsible for providing a couple of pitchers so Ricardo could take batting practice. Sánchez was one of the pitchers that García brought to the workout.

FRONT OFFICE

FIELD STAFF

PLAYERS

CLUB HISTORY

SEASON IN REVIEW

OPPONENTS

GENERAL INFORMATION



@SIXTO03_SANCHEZ



@SANCHEZSIXTO30



2019: Acquired by Miami with C Jorge Alfaro, LHP Will Stewart, and International Bonus Pool money from Philadelphia in exchange for C J.T. Realmuto on 2/7.

2015: Signed by Philadelphia as International free agent on 2/20. Signed by scout Carlos Salas.



2019: Futures Game selection

2018: Florida State League Midseason All-Star

Florida State League Pitcher of the Week (June 3)

2017: Southern League Pitcher of the Week (July 30)

2016: GCL Postseason All-Star

S. SANCHEZ'S PITCHING HISTORY

YEAR	CLUB	W-L	ERA	G	GS	CG	SHO	SV	SVO	IP	H	R	ER	HR	HB	BB	SO	WP	BK
2020	MIAMI	3-2	3.46	7	7	1	0	0	0	39.0	36	15	15	3	2	11	33	1	0
	Minors (5 yrs.)	23-18	2.58	68	59	3	2	0	1	335.1	278	113	96	9	11	64	294	10	10
	MAJORS (1 yr.)	3-2	3.46	7	7	1	0	0	0	39.0	36	15	15	3	2	11	33	1	0

POSTSEASON HISTORY

YEAR	CLUB/OPP	SERIES	W-L	ERA	G	GS	CG	SHO	SV	SVO	IP	H	R	ER	HR	HB	BB	SO	WP	BK
2020	MIA/CHC	NLWC	0-0	0.00	1	1	0	0	0	0	5.0	4	0	0	0	2	2	6	0	0
	MIA/ATL	NLDS	0-1	12.00	1	1	0	0	0	0	3.0	4	4	4	0	0	3	2	0	0
TOTALS			0-1	4.50	2	2	0	0	0	0	8.0	8	4	4	0	2	5	8	0	0

FRONT OFFICE

FIELD STAFF

PLAYERS

CLUB HISTORY

SEASON IN REVIEW

OPPONENTS

GENERAL INFORMATION



JAVIER SANOJA

INFIELDER/OUTFIELDER

80

HEIGHT 5'7" WEIGHT 150 B/T R/R DOB SEPTEMBER 3, 2002 BORN MARACAY, VEN

ACQUIRED SIGNED BY MIAMI AS AN INTERNATIONAL FREE AGENT ON 7/2/19

CONTRACT STATUS SIGNED THROUGH 2024

NON-ROSTER INVITEE

2023

- Was named the Single-A Jupiter Hammerheads MVP in his third professional season, batting .308 (123x400) with 51 runs scored, 18 doubles, eight triples, one home run, and 57 RBI with 31 stolen bases in 102 games with Single-A to earn him a promotion to High-A on Aug. 6. Posted a .356 OBP.
- Played in a career-high 132 games in his third professional season. Appeared in 102 games with the Single-A Jupiter Hammerheads before earning a promotion to High-A Beloit on Aug. 6.
- Hit .308 (123x400) with Jupiter, marking the highest AVG in the Florida State League. Also led the league in hits, ranked 3rd in triples (eight), and 6th in total bases (160).
- Played primarily center field with Jupiter, posting a .975 fielding pct. in 508.0 innings (four errors committed).
- Was named the 2023 Jupiter Hammerheads MVP and was honored at the annual Player Development Award Ceremony at loanDepot park.
- Played in 30 games with the Beloit Sky Carp to finish the year, posting a .267 AVG (35x131) with two doubles, three homers, 10 RBI, 10 walks, and 10 strikeouts.
- Also set career highs hits (158), doubles (20), triples (eight), RBI (67), stolen bases (37), walks (41), AVG (.298), and OBP (.388). Walked 41 times against 42 strikeouts in 434 plate appearances.
- Played with the Cardenales de Lara in the Venezuelan Winter League (LVBP) for a second consecutive season. Hit .292 (21x72) with 11 runs scored, one double, two triples, one home run, and 10 RBI in 23 games played.

2019: Signed by Miami as an International free agent in on 7/2.

2022

- Split the season between the Rookie-level FCL Marlins and Single-A Jupiter Hammerheads, posting a .261 AVG (98x375) in 101 games played with a .306 OBP and .684 OPS. Collected 16 doubles, five triples, six homers, 44 RBI, and 18 stolen bases. Drew 26 walks against 47 strikeouts.
- Was named the 2022 FCL Marlins MVP after hitting .318 (34x107) with 10 doubles, one triple, three homers, and 19 RBI in 28 games during his second professional season.
- Earned FCL Player of the Month honors for June, hitting .339 (22x65) with seven doubles, one triple, two homers, and 19 RBI in 17 games.
- Batted .268 (30x112) with five doubles, two triples, and 17 home runs with three stolen bases, five walks, and three strikeouts in 41 games with the Cardenales de Lara during the 2022-23 Venezuelan Winter League season.

2021

- Made his professional debut at age 18 with the Dominican Summer League Marlins, batting .233 (51x219) with 11 doubles, one triple, three homers, and 26 RBI in 56 games.

PERSONAL/MISCELLANEOUS

- Full name is Javier Ernesto Sanoja.
- One of his biggest role models is Jose Altuve.
- His favorite movie is Three Stooges (2012).
- The first thing he bought after signing his professional contract was buy his mother a house.
- His favorite musical artist is Myke Towers.



2022: FCL Player of the Month (June)

SANOJA'S BATTING HISTORY

YEAR	CLUB	AVG.	G	AB	R	H	2B	3B	HR	RBI	SH	SF	HBP	BB	SO	SB	CS	OBP	SLG	OPS
2023	Beloit (A+)	.267	30	131	10	35	2	0	3	10	0	0	1	10	10	6	6	.324	.351	.675
	Jupiter (A)	.308	102	400	51	123	18	8	1	57	1	2	0	31	32	31	16	.356	.400	.756
	Minors (3 yrs.)	.273	1230	1125	168	307	47	14	13	137	2	10	8	85	100	66	36	.326	.374	.700

FRONT OFFICE

FIELD STAFF

PLAYERS

CLUB HISTORY

SEASON IN REVIEW

OPPONENTS

GENERAL INFORMATION



TANNER SCOTT

LEFT-HANDED PITCHER

66

HEIGHT: 6'0" WEIGHT: 235 B/T: R/L DOB: JULY 22, 1994 BORN: WARREN, OH MLB DEBUT: SEPTEMBER 20, 2017 VS. BOS

ACQUIRED WITH RHP COLE SULSER FROM BALTIMORE IN EXCHANGE FOR OF KEVIN GUERRERO, LHP ANTONIO VELEZ, AND A 2022 CB-B PICK ON 4/3/22

CONTRACT STATUS SIGNED THROUGH 2024

FRONT OFFICE

FIELD STAFF

PLAYERS

CLUB HISTORY

SEASON IN REVIEW

OPPONENTS

GENERAL INFORMATION

2023

- Finished a breakout season in his second year with the Marlins organization, going 9-5 with a 2.31 ERA (20 ER/78.0 IP). Set career highs with his 74 appearances, innings pitched, 104 strikeouts, and a 0.99 WHIP.
- Became the first left-handed relief pitcher in Marlins history to record 100 strikeouts in a season. The only other reliever to record at least 100 strikeouts in a season with the Marlins was Kyle Barraclough, who struck out 113 batters in 2016.
- His 104 strikeouts rank as the second-most in a season by a relief pitcher in franchise history behind Kyle Barraclough (113, 2016).
- His .191 BAA marked the second-best by a left-handed pitcher in club history (min. 70.0 IP) behind only LHP Jesús Luzardo in 2022. Was the best mark by a left-handed reliever.
- Made first career Postseason appearance on Oct. 4 at PHI in NLWCS G2, striking out one batter in a perfect inning.
- Matched the club record for saves in Sept./Oct. (nine), joining A.J. Ramos in 2015 and Juan Carlos Oviedo in 2009. The last time a Marlins pitcher had more saves in any month was Juan Carlos Oviedo, who had 11 in May of 2011.
- Named NL Reliever of the Month for the month of September. Went 3-1 with a 1.65 ERA (3 ER/16.1 IP) and held batters to a .167 AVG (10x60) during the month. His 20 strikeouts in September ranked second among NL relievers, trailing only CHC's Drew Smyly (22).
- Ranked 1st among NL relievers with 104 strikeouts (third-most in Major League Baseball).
- His 32 multi-strikeout appearances were tied for the most among NL relievers (w/CHC's Julian Merryweather) and tied for 4th in the Majors. Marked also the second-most such outings by a reliever in club history behind only Kyle Barraclough in 2016 (36).
- Led all NL relievers with his 2.17 FIP (min. 50.0 IP) and ranked 2nd among MLB relievers behind BAL's Félix Bautista (1.88).
- Recorded 60 scoreless outings, ranking 1st in Marlins bullpen, 3rd among NL relievers, and tied for 7th in MLB.
- Recorded a career-most five-out save on Sept. 10 at PHI, surpassing his career-high four-out save on Aug. 11, 2022 at PHI.
- Did not allow an earned run in 18 consecutive appearances from Aug. 2-Sept. 16, allowing only two runs on Sept. 1 at WSH, but otherwise holding opponents to 11 hits, three walks, and a .153 AVG with 23 strikeouts.
- Was one of four left-handed relievers on the Marlins with 70+ strikeouts (also Andrew Nardi, Steven Okert, A.J. Puk). Marked the first time in franchise history that two or more left-handed relievers finished with 70+ strikeouts in a season.
- Posted a 2.91 ERA (14 ER/43.1 IP) prior to the All-Star Break with a franchise record 64 first-half strikeouts as a reliever, surpassing the previous record held by Kyle Barraclough in 2016 (60). Had a 1.56 ERA (6 ER/34.2) with 40 strikeouts in the second half.

2023 (CONT.)

- Recorded two saves in four save opportunities in the first half of the season, and 10 saves in 12 opportunities in the second half.
- Went 6-5 at loanDepot park with a 2.85 ERA (13 ER/41.0IP) in 40 games, and a 3-0 record with a 1.70 ERA (7 ER/37.0 IP) in 34 away games.
- Left-handed batters hit .193 (17x88) against Scott, while right-handed batters hit .190 (36x189).
- Recorded a strikeout in 18 consecutive outings from June 6-July 22, tied for the second-longest as a relief pitcher in franchise history (behind Steve Cishek, 21).
- Matched his career-high with five strikeouts on May 10 at ARI (previously done on April 20, 2019 vs. MIN, with BAL).
- Set a club record for strikeouts by a reliever in the month of May (25).
- Held a career-high 15.2 scoreless innings streak (16 appearances) from May 14-June 16. During that stretch, held opponents to .185 AVG (10x54) with six walks and 25 strikeouts.
- Made his 4th career Opening Day roster.



INNINGS PITCHED 3.0 - 7/20/19 vs. BOS
STRIKEOUTS 5 - 2x; last, 5/10/23 at ARI
SCORELESS IP 15.2 - 5/14-6/16/23
WIN STREAK 2 G - 6/4-6/8/22
LOSS STREAK 2 G - 4/13(1)-4/15/21(1)

2022

- Recorded a career-high and team-leading 20 saves in his first season with the Marlins after being acquired via trade from Baltimore on April 3, 2022.
- Had just one save prior to season, as a Baltimore Oriole, on Aug. 23, 2020 vs. BOS.
- Led the Marlins' bullpen and set career highs with 90 strikeouts and 67 appearances.
- His 12.93 K/9 innings led the Marlins bullpen among qualifiers, and is the 2nd-best mark by a Marlins reliever (min. 60.0 IP) in Club history, behind Kyle Barraclough's 14.0 K/9 innings in 2016.
- Among NL relievers, ranked 1st in walks (46), 6th in strikeouts (90), and 15th in saves (20).
- 10 out of his 11 June outings were scoreless. Posted a 2.53 ERA overall in June, allowing just 3 runs on June 15 at PHI. Had six saves and 20 strikeouts.

2021

- Pitched in 62 games for the Baltimore Orioles in 2021, finishing the season 5-4 with a 5.17 ERA (31 ER/54.0 IP) with 70 strikeouts in 54.0 innings of work.
- His five wins and 62 appearances were tied for the most among Orioles relievers, while his 16 holds and 11.67 K/9 led all O's relievers.
- His 46 percent whiff percentage with his slider ranked as the 3rd-highest among all MLB pitchers who use the pitch (min. 150 PA).

2020

- Made 25 appearances, tied for the 2nd-most appearances by a left-handed pitcher in the Majors. Finished the season 0-0 with a 1.31 ERA (3 ER/20.2 IP).
- Did not allow an earned run in his final 13 appearances. Allowed earned runs in just two of 25 games.
- Recorded multiple strikeouts in seven of his 25 appearances. Set a season-high with three strikeouts on Aug. 28 at TOR.
- Earned his first career save on Aug. 23 vs. BOS.

2019

- Appeared in 28 games for the Orioles across four stints at the Major League level. Went 0-5 with a 4.78 ERA. Averaged 12.65 K/9.
- Limited left-handers to a .188 AVG (9x48), compared to allowing a .358 AVG (19x53) to right-handers.

2018

- Pitched in 53 MLB games. Finished the season 3-3 with a 5.40 ERA. Struck out a career-high 76 in 53.1 innings.
- Earned his first Major League win on July 15 vs. TEX.
- Recorded all three outs via the strikeout in 1.0 inning nine different times, tied for the third-most times in the Majors by a reliever. Traded only Aroldis Chapman (12 times) and Edwin Díaz (15 times).

2017

- Made his Major League debut on Sept. 20, 2017 vs. BOS. Worked 1.0 inning and allowed two runs on two hits with two walks and one strikeout (Deven Marrero).
- Spent most of the season with Double-A Bowie. Had his contract selected by the Orioles on Sept. 17 and spent the remainder of the season with the Major League club.
- Entered the season as the Orioles' No. 11 prospect, according to *Baseball America*. Went 0-2 with a 2.22 ERA (17 ER/69.0 IP) in 24 starts with the Baysox.
- Selected to the U.S. Team for the SiriusXM All-Star Futures Game at loanDepot park in Miami. Made five appearances (three starts) for Salt River in the Arizona Fall League.



@TANNERSCOTT

2016

- Pitched at Advanced-A Frederick and Double-A Bowie. Combined to go 5-4 with a 4.47 ERA in 43 games (64.1 IP).

2015

- Split 2015 between Short Season-A Aberdeen and Single-A Delmarva. Combined to go 4-3 with a 3.83 ERA in 42.1 innings.
- Named to the AFL All-Prospect Team, allowing two runs in 9.0 innings in relief for the Peoria Javelinas following the season.

2014

- Made his professional debut with the Rookie-level Orioles and made 10 appearances (eight starts), allowing 16 runs in 23.0 innings (6.26 ERA) with 20 walks and 23 strikeouts.

PERSONAL/MISCELLANEOUS

- Full name is Tanner Alexander Scott. Selected by Baltimore out of Howard College in Big Spring, Tex.
- Played one season at Notre Dame University in Ohio, where he went 3-4 with a 4.86 ERA in eight games (seven starts) during 2013.



2022: Acquired by Miami with RHP Cole Sulser from Baltimore in exchange for LHP Antonio Velez, OF Kevin Guerrero, and a 2022 Competitive Balance Round B Pick on 4/3.

2014: Selected by the Baltimore Orioles in the sixth round of the First-Year Player Draft.



2021: Left knee sprain (Sept. 14-Oct. 5)
Left knee sprain (Aug. 1-11)



2023: NL Reliever of the Month (September)

2017: Futures Game selection

Eastern League Mid-Season All-Star
AFL Rising Stars

2015: Arizona Fall League All-Prospect Team

SCOTT'S PITCHING HISTORY

YEAR	CLUB	W-L	ERA	G	GS	CG	SHO	SV	SVO	IP	H	R	ER	HR	HB	BB	SO	WP	BK
2023	MIAMI	9-5	2.31	74	0	0	0	12	16	78.0	53	22	20	3	4	24	104	1	0
	Minors (6 yrs.)	13-19	3.55	135	35	0	0	14	23	256.0	186	126	101	5	13	169	321	24	0
	MAJORS (7 yrs.)	22-18	4.00	311	0	0	0	33	51	296.2	253	147	132	25	20	166	402	27	0

POSTSEASON HISTORY

YEAR	CLUB/OPP	SERIES	W-L	ERA	G	GS	CG	SHO	SV	SVO	IP	H	R	ER	HR	HB	BB	SO	WP	BK
2023	MIA/PHI	NLWC	0-0	0.00	1	0	0	0	0	0	1.0	0	0	0	0	0	0	1	0	0
	Wild Card		0-0	0.00	1	0	0	0	0	0	1.0	0	0	0	0	0	0	1	0	0
	TOTALS		0-0	0.00	1	0	0	0	0	0	1.0	0	0	0	0	0	0	1	0	0



JOSH SIMPSON

LEFT-HANDED PITCHER

65

HEIGHT: 6'2" WEIGHT: 190 B/T: L/L DOB: AUGUST 19, 1997 BORN: STAFFORD, CT

ACQUIRED: SELECTED BY MIAMI IN THE 32ND ROUND OF THE 2019 FIRST-YEAR PLAYER DRAFT

CONTRACT STATUS: SIGNED THROUGH 2024

FRONT OFFICE

FIELD STAFF

PLAYERS

CLUB HISTORY

SEASON IN REVIEW

OPPONENTS

GENERAL INFORMATION

2023

- Posted a 5.06 ERA (4 ER/5.1 IP) in six games during his first Major League Spring Training. Was optioned to Triple-A Jacksonville on March 20.
- In 25 appearances with Triple-A Jacksonville, went 1-1 with a 4.19 ERA (16 ER/34.1 IP), surrendering four homers and striking out 59 batters against 16 walks.
- Was placed on the 7-day Minor League IL on May 9 and did not return to action until July 8. In a rehab stint with Single-A Jupiter, allowed three runs on three hits in 4.1 innings. Was returned to Jacksonville on July 22.
- Was recalled by Miami on Sept. 12, but did not see game action before being optioned back to Triple-A Jacksonville on Sept. 17.
- Did not allow an earned run in his final seven appearances of the season (Aug. 24-Sept. 23), striking out 21 batters in 10.1 innings pitched with five walks and three unearned runs.

2022

- Earned MiLB.com Organizational All-Star honors in 2022 after a breakout season between Double-A Pensacola and Triple-A Jacksonville.
- Combined to go 7-2 with a 3.97 ERA (30 ER/68.0 IP) in 50 appearances.
- Did not allow a run in his first 14 appearances to start the year with the Blue Wahoos (18.2 innings). Held batters to a .070 AVG (4x57) during this stretch with seven walks and 35 strikeouts.
- Recorded a season-high seven strikeouts on April 16 at Rocket City across 2.2 scoreless innings.
- Limited lefties to a .147 AVG (15x102), four doubles, and two home runs, while righties hit .200 (26x130). Overall, held hitters to a .177 AVG and .588 OPS with 16 extra-base hits.
- Was added to the 40-man roster following the regular season.

2021

- Began season in High-A Beloit. Struck out 58 across 43.1 innings (12.1 K/9).
- Transitioned to starting rotation in August, making his final four appearances as a starter. Struck out 23 batters in 16.1 innings with a 5.51 ERA, compared to his 5.67 ERA in 27.0 innings as a reliever.
- Placed on injured list from June 27-Aug. 22 and made one rehab appearance with the FCL Marlins.
- Played for the Mesa Solar Sox in the Arizona Fall League, pitching to a 6.08 ERA in 13.1 relief innings.

2020

- Did not play due to the COVID-19 pandemic.

2019

- Named to New York-Penn League All-Star Team at Short-Season A Batavia, posting a 2.35 ERA (6 ER/23.0 IP) in 15 relief appearances with six walks and 25 strikeouts.
- Made his professional debut with the GCL Marlins on June 27. Struck out one batter in a perfect 8th inning.

PERSONAL/MISCELLANEOUS

- Full name is Joshua Wayne Simpson.
- Selected by Miami out of Columbia University in New York, NY, where he earned Second Team All-Ivy honors in 2019. He also helped the Lions to a pair of postseason appearances in 2017 and 2019 and was named Ivy League Rookie of the Week once and Pitcher of the Week twice.
- Became the first Columbia pitcher to toss a complete-game, 9-inning shutout on March 23, 2019 against Cornell. His major was in political science.



2019: Selected by Miami in the 32nd round of the First-Year Player Draft.



2022: MiLB.com Organization All-Star



@JOSH_SIMPSON

SIMPSON'S PITCHING HISTORY

YEAR	CLUB	W-L	ERA	G	GS	CG	SHO	SV	SVO	IP	H	R	ER	HR	HB	BB	SO	WP	BK
2023	Jacksonville (AAA)	1-1	4.19	25	0	0	0	0	3	34.1	30	19	16	4	1	23	59	2	1
	Jupiter (A)	1-0	3.88	40	0	0	0	2	5	55.2	31	24	24	5	4	29	89	9	0
Minors (3 yrs.)		8-4	4.31	85	5	0	0	21	4	10	137.2	101	70	66	11	59	200	23	0



DEVIN SMELTZER

LEFT-HANDED PITCHER

38

HEIGHT: 6'3" | WEIGHT: 204 | B/T: R/L | DOB: SEPTEMBER 7, 1995 | BORN: VORHEES, NJ | MLB DEBUT: MAY 28, 2019 VS. MIL

ACQUIRED: SIGNED AS A MINOR LEAGUE FREE AGENT ON 12/2/23

CONTRACT STATUS: SIGNED THROUGH 2024

NON-ROSTER INVITEE

2023

- Signed with Miami as a Minor League free agent on Jan. 18 with an invitation to Spring Training. Was assigned to Triple-A Jacksonville to start the year.
- Posted a 6.45 ERA (16 ER/22.1 IP) in nine games with the Marlins over four stints at the Major League level (April 9-28, May 3-4, Aug. 3-5, and Sept. 6-8)
- Originally had his contract selected on April 9 and made his Marlins debut in long relief on April 10 at PHI, tossing 4.0 innings and allowing five runs on 10 hits. Surrendered two home runs.
- Made his first start as a Marlin on April 22 at CLE in G1 of a doubleheader in which Miami won both games. Allowed one run on three hits over 4.0 innings with one walk and three strikeouts.
- Tossed the first-ever no-hitter (7.0 innings) in Jacksonville Jumbo Shrimp history vs. Charlotte in a 3-0 victory in the second game of a doubleheader on Sept. 1. Marked the first no-hitter for a Jacksonville player since Aug. 15, 2010, when Elih Villaneuva tossed a rain-shortened 5.0-inning no-hitter against Carolina. Was also the first no-hitter of more than 5.0 innings since Chad Billingsley and Jonathan Broxton no-hit Birmingham in the postseason on Sept. 6, 2005, and the first regular season no-hitter of at least 6.0 innings since Kevin Mobley no-hit the Tennessee Smokies on Aug. 3, 2000.
- Was named the International League Pitcher of the Week on Sept. 3 following his no-hitter that Friday night.
- Signed by Miami as a Minor League free agent with an invitation to 2024 Spring Training on Dec. 2.

2022

- Went 5-4 with a 3.71 ERA in 15 appearances (12 starts) with Minnesota. Had a 7.56 ERA in 15 appearances (nine starts) for Triple-A St. Paul. Was a non-roster invite with the Twins.
- In three relief outings, allowed one run on eight hits in 7.2 innings. Allowed 28 runs in 62.2 innings as a starter with a 4.02 ERA.
- Allowed 10 of 13 home runs and 10 doubles to right-handed batters, who posted a .715 OPS and a .239 AVG. Left-handed hitters posted a .906 OPS and .308 AVG with five total extra-base hits.

2021

- Made one appearance for the Twins on April 24 vs. PIT. Was optioned on April 25. Then placed on IL May 12 with left elbow inflammation and missed remainder of the season.

2020

- Made his first career Opening Day roster with Minnesota. Earned third career win in second appearance of season on Aug. 2 vs. CLE, allowing one run on two hits in 2.2 innings pitched.
- Held right-handed batters to a .269 AVG (14x52), while left-handed batters hit .385 (5x13).

2019

- Made his Major League debut on May 28 vs. MIL. Became the fourth Twins starter in history to throw 6.0-or-more shutout innings in his debut, joining Andre Albers (8.1 on Aug. 6, 2013).
- Recorded seven strikeouts in debut, becoming just the fifth Twins pitcher to record seven-or-more strikeouts in a debut.
- Had five overall stints with the Twins on the season, going 2-2 with a 3.86 ERA (21 ER/49.0 IP), with 12 walks and 38 strikeouts in 11 games (six starts).
- Earned first Major League win on Aug. 4 vs. KC, pitching 6.0 shutout innings with two hits, one walk, and four strikeouts.
- Made postseason debut in Game 2 of 2019 ALDS on Oct. 5 at NYY, pitching 3.1 scoreless innings with two hits allowed, three walks, and four strikeouts in a Twins 8-2 win.
- Combined to post a 2.76 ERA (32 ER/104.1 IP) in 20 games (19 starts) between Double-A Pensacola and Triple-A Rochester, going 4-5.
- Earned Twins' Minor League Pitcher of the Week and Southern League Pitcher of the Week April 14 after making two starts, going 2-0 with a 0.00 ERA (14.0 IP) with five hits allowed, two walks, and 17 strikeouts.
- Named the starting pitcher on the Twins' MiLB.com Organization All-Star Team.



INNINGS PITCHED	7.0 – 5/26/22 vs. KC
STRIKEOUTS	9 – 6/28/22 at CLE
SCORELESS IP	8.2 – 5/28-6/4/19
WIN STREAK	None
LOSS STREAK	None

2018

- Spent entire season in Double-A Tulsa, where he went 5-5 with a 4.73 ERA (44 ER/83.2 IP) in 23 games (14 starts) and was named a Mid-Season All-Star.
- After being acquired by Minnesota, made 10 relief appearances for Double-A Chattanooga, pitching 12.0 innings and allowing six runs (four earned) with 16 strikeouts.
- Played for the Salt River Rafters in the AFL. Also selected to play in the Fall Stars Game.

2017

- Started season with Low-A Great Lakes, where he pitched in 10 games (all starts) and allowed 22 earned runs in 52.1 innings pitched (3.78 ERA). Promoted to High-A Rancho Cucamonga, where he pitched in 16 games (15 starts), amassing a 5-4 record with a 4.40 ERA (44 ER/90.0 IP), 102 strikeouts, and 18 walks.

2016

- Made professional debut with Rookie-level Dodgers, pitching 11 games out of the bullpen and yielding 10 runs (nine earned) in 10.2 innings pitched (7.59 ERA).

FRONT OFFICE

FIELD STAFF

PLAYERS

CLUB HISTORY

SEASON IN REVIEW

OPPONENTS

GENERAL INFORMATION



@DEVINSMELTZER



@ALKA_SMELTZER

PERSONAL/MISCELLANEOUS

- Full name is Devin Paul Smeltzer. Was originally selected by San Diego in the 33rd round of the 2014 First-Year Player Draft, but did not sign. Chose to play collegiately for two seasons with San Jacinto College and Florida Gulf Coast University. Was added to San Jacinto's Wall of Legends.
- When Smeltzer was just nine years old, he was diagnosed with pelvic rhabdomyosarcoma (bladder cancer), as a tumor had formed against his bladder that was connected to his prostate. He underwent surgery and chemotherapy at St. Christopher's Hospital for Children in Philadelphia, Penn., and sent the cancer into full remission in 2012.
- The lefty, who's worn glasses and a beard for the majority of his professional career, continues to offer support to others fighting cancer through his Catch Cancer Looking apparel. All proceeds benefit Katie's Crusaders, an organization focused on helping cover expenses for pediatric cancer survivors.
- Is an avid fisherman in spare time, particularly during the offseason in Fort Myers, Fla.



2023: Signed by Miami as a Minor league free agent on 12/2.

Signed by Miami as a Minor league free agent on 1/18.

2018: Acquired by Minnesota with INF Logan Fortsythe and OF Luke Raley from Los Angeles-NL in exchange for INF Brian Dozier.

2015: Selected by Los Angeles-NL in the 5th round of the First-Year Player Draft.



2023: International League Pitcher of the Week (Sept. 3)

2019: MiLB.com Organization All-Star (Minnesota)

Baseball America Triple-A All-Star

Florida State League Pitcher of the Week (June 3)

2019: Southern League Pitcher of the Week (April 14)

2018: Texas League Mid-Season All-Star

AFL Rising Stars

SMELTZER'S PITCHING HISTORY

YEAR	CLUB	W-L	ERA	G	GS	CG	SHO	SV	SVO	IP	H	R	ER	HR	HB	BB	SO	WP	BK
2023	MIAMI	0-1	6.45	9	1	0	0	0	0	22.1	29	18	16	7	4	4	16	1	0
	Jacksonville	5-10	6.38	20	20	2	1	0	0	86.0	99	74	61	20	2	48	70	1	1
	Minors (6 yrs.)	24-33	4.75	125	87	0	0	4	10	489.0	521	296	258	69	18	143	475	16	3
	MAJORS (5 yrs.)	9-5	4.32	43	20	0	0	1	2	162.1	166	84	78	30	9	41	112	4	1

POSTSEASON HISTORY

YEAR	CLUB/OPP	SERIES	W-L	ERA	G	GS	CG	SHO	SV	SVO	IP	H	R	ER	HR	HB	BB	SO	WP	BK
2019	MIN/NYY	ALDS	0-0	0.00	1	0	0	0	0	0	3.1	2	0	0	0	0	3	4	0	0
	TOTALS		0-0	0.00	1	0	0	0	0	0	3.1	2	0	0	0	0	3	4	0	0

FRONT OFFICE

FIELD STAFF

PLAYERS

CLUB HISTORY

SEASON IN REVIEW

OPPONENTS

GENERAL INFORMATION



GEORGE SORIANO

RIGHT-HANDED PITCHER

62

HEIGHT: 6'2" WEIGHT: 210 B/T: R/R DOB: MARCH 24, 1999 BORN: SAN PEDRO DE MACORÍS, DR MLB DEBUT: APRIL 16, 2023 VS. ARI

ACQUIRED: SIGNED AS AN INTERNATIONAL FREE AGENT ON 8/19/2015 CONTRACT STATUS: SIGNED THROUGH 2024

2023

- Finished his first season in the Majors without a decision, but posted a 3.81 ERA (22 ER/52.0 IP) in 26 appearances (one start). Struck out 52 batters.
- Had a 5.14 ERA (16 ER/28.0 IP) at loanDepot park in 15 relief outings, and a 2.25 ERA (6 ER/24.0 IP) in 11 games (one start) away.
- Left-handed batters hit .256 (23x90) against him in 2023 with four home runs and a .807 OPS, while right-handed batters hit .215 (23x107) with two home runs and a .605 OPS.
- In 25 relief outings this season had a 3.49 ERA (19 ER/49.0 IP), holding batters to a .232 AVG (43x185) with 48 strikeouts.
- Made his first career start on Aug. 5 at TEX. Gave up three runs on three hits (one home run) and three walks with four strikeouts over 3.0 innings.
- Recorded a career-high eight strikeouts on July 21 vs. COL in a career-high 4.0 innings pitched. Matched the club record for strikeouts as a reliever, set by Kevin Slowey on June 8, 2018 at NYM when he recorded eight strikeouts over 7.0 innings in a 20-inning affair.
- Had a team-high seven relief appearances of 3.0-plus innings, tied for second-most in a season by a relief pitcher in franchise history.
- Made his MLB debut as a reliever on April 16 vs. ARI after being recalled from Triple-A Jacksonville on April 10. Went 3.0 scoreless innings with just one hit allowed and two strikeouts.
- Is one of just six Marlins pitchers who went at least 3.0 innings, allowed two hits or less, and did not allow a run in their Major League debuts. The last to accomplish the feat was Trevor Rogers on Aug. 25, 2020. The other four: Josh Beckett on Sept. 4, 2001, Ricky Nolasco on April 5, 2004, Adalberto Méndez on Aug. 23, 2010, and Brandon Leibrandt on Aug. 23, 2020.
- Split time between Triple-A Jacksonville and Miami. Posted a 1-2 record with a 5.33 ERA (15 ER/25.1 IP) in 17 appearances (five starts) for Jacksonville. Held batters to a .284 AVG (29x102) with 14 walks and 27 strikeouts.

2022

- Finished 4-4 with a 2.72 ERA in 40 appearances, including six starts between Double-A Pensacola and Triple-A Jacksonville.
- Started the season in Double-A where he had a 3.10 ERA in eight appearances (six starts).
- Was promoted to Jacksonville at the beginning of June where he converted primarily to a reliever. Had a 2.49 ERA in 32 appearances.
- Posted a 1.01 ERA in his final 17 appearances. Had scoreless outings in 16 of 17 games.
- Allowed just four home runs in 76.0 innings pitched.

2021

- Began season with Low-A Jupiter. Named Low-A Southeast Pitcher of the Week on May 30 after pitching 6.0 scoreless innings against Clearwater on May 28. Promoted to High-A Beloit on June 29, where he spent remainder of season.
- Tied with five other pitchers in system for wins (seven) and ranked fourth in strikeouts (114). Threw six quality starts.
- Threw a season-high 6.2 innings on Aug. 7 against Wisconsin, striking out eight while allowing one run on three hits.
- Struck out 10 batters on three occasions, including in back-to-back starts on Aug. 14 and Aug. 22.
- Went 4-0 with a 3.48 ERA in his final 10 starts, throwing 51.2 innings and striking out 64 batters.



INNINGS PITCHED	4.0 - 7/21/23 vs. COL
STRIKEOUTS	8 - 7/21/23 vs. COL
SCORELESS IP	7.0 - 7/16-7/21/23
WIN STREAK	None
LOSS STREAK	None

2020

- Did not play due to the COVID-19 pandemic.

2019

- Spent entire season at Low-A Clinton, finishing with the 2nd-most starts (20) and 3rd-most innings (119.2) on the team. Walked 50 batters and struck out 99 (3.8 BB/9 and 7.4 SO/9).

2018

- Posted a 1.91 ERA (9 ER/42.1 IP) in 11 games (three starts) with the Rookie-level Marlins after returning from injury. Walked nine batters against 36 strikeouts.

2017

- Missed entire season due to injury.

2016

- Pitched in 17 games (nine starts) for the Dominican Summer League Marlins, going 1-6 with a 3.56 ERA (22 ER/55.2 IP) with 28 walks and 56 strikeouts in his professional debut at 17 years old.

PERSONAL/MISCELLANEOUS

- George Soriano signed with Miami in August of 2015, making him the longest tenured player in the organization on the 40-man roster alongside Edward Cabrera.
- Is the first cousin of seven-time All-Star and four-time Silver Slugger Alfonso Soriano, who played against the Florida Marlins as a member of the 2003 Yankees during the 2003 World Series.

FRONT OFFICE

FIELD STAFF

PLAYERS

CLUB HISTORY

SEASON IN REVIEW

OPPONENTS

GENERAL INFORMATION



@G_SORIANO2224



2015: Signed by Miami as an international free agent on 8/19.



2022: Florida State League Pitcher of the Week (May 30)

SORIANO'S PITCHING HISTORY

YEAR	CLUB	W-L	ERA	G	GS	CG	SHO	SV	SVO	IP	H	R	ER	HR	HB	BB	SO	WP	BK
2023	MIAMI	0-0	3.81	26	1	0	0	1	2	52.0	46	26	22	6	5	23	52	0	1
	Jacksonville (AAA)	1-2	5.33	17	5	0	0	0	1	25.1	29	16	15	3	2	14	27	0	0
	Minors (6 yrs.)	19-21	3.42	126	61	2	1	12	18	408.1	354	192	155	26	43	178	417	49	13
	MAJORS (1 yr.)	0-0	3.81	26	1	0	0	1	2	52.0	46	26	22	6	5	23	52	0	1

POSTSEASON HISTORY

YEAR	CLUB/OPP	SERIES	W-L	ERA	G	GS	CG	SHO	SV	SVO	IP	H	R	ER	HR	HB	BB	SO	WP	BK
2023	MIA/PHI	NLWC	0-0	0.00	1	0	0	0	0	0	1.0	0	0	0	0	0	0	1	0	0
	Wild Card		0-0	0.00	1	0	0	0	0	0	1.0	0	0	0	0	0	0	1	0	0
	TOTALS		0-0	0.00	1	0	0	0	0	0	1.0	0	0	0	0	0	0	1	0	0

FRONT OFFICE

FIELD STAFF

PLAYERS

CLUB HISTORY

SEASON IN REVIEW

OPPONENTS

GENERAL INFORMATION



KYLE TYLER

RIGHT-HANDED PITCHER

73

HEIGHT: 6'0" WEIGHT: 185 B/T: R/R DOB: DECEMBER 27, 1996 BORN: OKLAHOMA CITY, OK MLB DEBUT: SEPTEMBER 5, 2021 VS. TEX

NON-ROSTER INVITEE

ACQUIRED SIGNED BY MIAMI AS A MINOR LEAGUE FREE AGENT ON 11/28/23 **CONTRACT STATUS** SIGNED THROUGH 2024

2023

- Was signed by Seattle as a Minor League free agent on Feb. 3 and spent the entire season with Double-A Arkansas, going 7-11 with a 5.60 ERA (84 ER/135.0 IP) in 27 appearances (26 starts).
- Set career highs in innings pitched, games started, and strikeouts (138) in his first full professional season as a starter.
- Following the season, was signed by Miami as a Minor League free agent with an invitation to 2024 Spring Training.

2022

- Made 11 appearances with the Padres' Triple-A affiliate in El Paso after being claimed off waivers on April 12. From April 17-June 5, went 1-1 with a 5.51 ERA (10 ER/16.1 IP) with 14 walks and 19 strikeouts before having his contract selected by the Padres on June 12.
- Earned his first career win on June 14 at CHC, tossing 2.0 scoreless innings of relief and allowing one hit while facing the minimum. Struck out one batter.
- Appeared in his second game with the Padres on June 15 at CHC, allowing one walk and striking out one batter over 2.0 innings. Was optioned back to Triple-A two days later.
- After being designated for assignment by San Diego on July 3, signed with San Francisco as a Minor League free agent on July 13.
- In a combined 19 appearances (two starts) between Triple-A El Paso and Triple-A Sacramento, went 2-1 with a 5.68 ERA (16 ER/25.1 IP).

2021

- Had his contract selected by Los Angeles-AL on Aug. 28 and made his debut on Sept. 5 vs. TEX. Tossed 3.0 scoreless innings in relief with two strikeouts and allowed one hit.
- Made five outings with Los Angeles-AL from Sept. 5-Sept. 21 before being placed on the Injured List with a right toe sprain on Sept. 24 through the end of the season. Over his five appearances, allowed four earned runs on eight hits with six walks, six strikeouts, and one home run in 12.1 innings pitched.
- Made 20 appearances (14 starts) across Triple-A Salt Lake and Double-A Rocket City, posting a 3.66 ERA (35 ER/86.0 IP) with 25 walks and 92 strikeouts.
- Was named the Southern League Pitcher of the Week on May 30 after two consecutive scoreless outings with the Rocket City Trash Pandas (13.0 IP, 5 H, 4 BB, 14 SO).

2020

- Did not play due to the COVID-19 pandemic.

2019

- Split his second professional season across Single-A Burlington and High-A Inland Empire in the Angels organization, combining to go 10-1 with a 2.59 ERA (18 ER/121.2 IP) in 25 appearances (18 starts). Walked 39 batters against 106 strikeouts for a 1.027 WHIP.
- Earned MiLB.com Organizational All-Star honors with the Angels.



INNINGS PITCHED 3.0 - 2x; last, 9/14/21 vs. TEX
STRIKEOUTS 3 - 9/21/21 vs. HOU
SCORELESS IP 7.0 - 9/5-9/14/21
WIN STREAK None
LOSS STREAK None

FRONT OFFICE

2018

- Made his professional debut with the Rookie-league Orem Owlz on June 18. In 15 games after being selected in the 2018 First-Year Player Draft, went 1-1 with a 5.11 ERA (14 ER/24.2 IP) and held batters to 11 extra-base hits in 94 at-bats.

FIELD STAFF

PERSONAL/MISCELLANEOUS

- Full name is Kyle Wade Tyler. Attended Westmoore High School in Oklahoma City, Okla.
- Was selected by the Angels out of the University of Oklahoma, where he played three seasons and went 7-5 with a 3.60 ERA in 41 games (22 starts) with 131 strikeouts in 127.1 innings.
- Was named the 2015 Oklahoma Gatorade Baseball Player of the Year, Louisville Slugger 2015 High School All-American and earned a selection to the Oklahoma All-State Large West Team as a high school senior. Finished his senior year going 10-0, posting a 0.70 ERA and 102 strikeouts in 60.0 innings pitched.

PLAYERS

CLUB HISTORY



2023: Signed by Miami as a Minor League free agent on 11/28. Signed by Seattle as a Minor League free agent on 2/3.



2022: Signed by San Francisco as a Minor League free agent on 7/13.

2018: Selected by Los Angeles-AL in the 20th round of the First-Year Player Draft.

SEASON IN REVIEW



2021: Right toe sprain (Sept. 24-End of season)



2021: Southern League Pitcher of the Week (May 30)
2019: MiLB.com Organizational All-Star (Los Angeles-AL)

OPPONENTS

TYLER'S PITCHING HISTORY

YEAR	CLUB	W-L	ERA	G	GS	CG	SHO	SV	SVO	IP	H	R	ER	HR	HB	BB	SO	WP	BK
2023	Arkansas (AA)	7-11	5.60	27	26	0	0	0	0	135.0	157	93	84	15	4	58	138	13	2
	Minors (5 yrs.)	26-18	4.22	106	60	3	1	5	7	392.2	370	202	184	44	10	150	391	32	2
	MAJORS (2 yrs.)	1-0	2.20	7	0	0	0	0	0	16.1	10	4	4	1	2	7	8	0	0

GENERAL INFORMATION



RYAN WEATHERS

LEFT-HANDED PITCHER

60

HEIGHT: 6'1" | WEIGHT: 230 | B/T: R/L | DOB: DECEMBER 17, 1999 | BORN: LORETTO, TN | MLB DEBUT: OCTOBER 6, 2020 AT LAD

ACQUIRED: FROM SAN DIEGO IN EXCHANGE FOR INF GARRETT COOPER, RHP SEAN REYNOLDS, AND CASH CONSIDERATIONS ON 8/1/23 | CONTRACT STATUS: SIGNED THROUGH 2024

FRONT OFFICE

FIELD STAFF

PLAYERS

CLUB HISTORY

SEASON IN REVIEW

OPPONENTS

GENERAL INFORMATION

2023

- Finished the season going 1-8 with a 6.55 ERA (42 ER/57.2 IP) in 12 Major League starts (15 appearances). Struck out 43 batters. Went 0-2 with a 7.62 ERA (11 ER/13.0 IP) in two starts (three appearances) with the Marlins. Struck out 14 batters.
- Split time between the San Diego Padres, Triple-A El Paso, Triple-A Jacksonville, and Miami. Posted a 5-2 record with a 3.39 ERA (30 ER/79.2 IP) in 15 Minor League starts. Held batters to a .237 AVG (68x287) with 38 walks and 90 strikeouts.
- In his last start of the season on Oct. 1 at PIT, tossed a scoreless 6.0 innings, allowing two hits and three walks while striking out five.
- Made his first Marlins start on Aug. 21 vs. SD, allowing five runs on five hits (one home run) and five walks over 3.1 innings with four strikeouts.
- In his Marlins debut on Aug. 5 at TEX, allowed six runs on six hits (two home runs) with four walks and five strikeouts over 3.2 innings in relief.
- Was acquired by Miami on Aug. 1 from San Diego in exchange for INF Garrett Cooper, RHP Sean Reynolds, and cash considerations.
- Went 0-3, 8.79 ERA (14 ER/14.1 IP) in four home starts and 1-5 with a 5.82 ERA (28 ER/43.1 IP) in eight away starts (11 appearances).
- Left-handed batters hit .286 (16x56) against him in 2023 with four home runs and a .913 OPS, while right-handed batters hit .311 (52x167) with eight home runs and a .930 OPS.
- Posted a 1-5 record with a 6.08 ERA (27 ER/40.0 IP) while holding batters to a .314 AVG (49x156) before the All-Star Break. Finished with an 0-3 record, 7.64 ERA (15 ER/17.2 IP), and .284 opponents AVG (19x67) during the second half of the season.
- Made his second career Opening Day roster (with San Diego).

2022

- Spent the majority of his season with Triple-A El Paso, establishing career highs in appearances (31) and innings pitched (123.0), and tying his career high in starts (22, also: 2019 w/ Single-A Fort Wayne).
- Posted a 6.73 ERA (92 ER/123.0 IP) and Triple-A opponents hit .328 against him. His 31 home runs allowed were the 3rd-most in all levels of minor league baseball, trailing only Las Vegas' Parker Dunshee (38) and Greenville/Portland's Brian Van Belle (32).
- Made 22 consecutive starts from April 7-Aug. 23, going 6-7 with a 6.67 ERA (83 ER/112.0 IP) and .325 opp. AVG.
- Made nine consecutive relief outings to finish the season, going 1-0 with a 7.36 ERA (9 ER/11.0 IP) and a .356 AVG.
- Reached 200 strikeouts in his professional career with his third and final strikeout April 22 at Las Vegas.
- Tossed a minor league career-high 7.0 IP twice, once on May 4 at Sugar Land (3 H, 1 ER) and the other coming on July 7 at Sugar Land (9 H, 3 ER).

2021

- Received the first regular season action of his career after making his MLB debut in the 2020 Postseason, going 4-7 with one save and a 5.32 ERA (56 ER/94.2 IP), 1.38 WHIP, and .279 opp. AVG across 30 total appearances (18 starts).
- Led MLB in pickoffs (nine). It was the most in the Majors in a single season since Eric Lauer's 10 in 2018.
- In his 12 relief outings, he posted a 2.49 ERA, .231 opp. AVG and allowed three HR. In his 18 starts, he posted a 6.36 ERA, .295 opp. AVG, and 17 HR.
- Allowed one hit-or-fewer in nine of his first 12 career MLB appearances (6 relief app, 6 starts), including Game 1 of the 2020 NLDS vs. LAD.
- On April 3 vs. ARI, he became just the third Padre to earn a save in his first career regular season appearance.
- Tossed 9.1-combined scoreless innings of two-hit ball in back-to-back starts vs. LAD on April 16 and April 22. In his first four career appearances vs. LAD (from G1 of the 2020 NLDS through Sept. 12, 21), he allowed just 1 run across 12.0 IP (0.75 ERA).
- Prior to the All-Star Break, he was 4-2 with a 2.91 ERA (19 ER/58.2 IP) in 17 appearances (11 starts), including a 1-0 record and a 0.40 ERA (1 ER/ 22.1 IP) versus the NL West.
- In the second half, went 0-5 with a 9.25 ERA (37 ER/36.0 IP) in 13 appearances (seven starts). San Diego was on the losing end in each of his final 14 appearances.
- Exited his final start of the second half after just 2.0 innings and 29 pitches after injuring his ankle in the 3rd inning. Placed on the 10-day IL on July 16 (retroactive to July 13) with right ankle inflammation, his only IL stint of the season.
- Faced the Marlins in his 1st appearance of the second half on July 24, tossing 4.0-shutout IP of two-hit ball in San Diego's 3-2 loss. Hit his first career HR in the third inning to give the Padres a 2-0 lead.



INNINGS PITCHED 6.0 - 3x; last, 10/1/23 at PIT
STRIKEOUTS 7 - 8/11/21 vs. MIA
SCORELESS IP 10.1 - 4/16-4/28/21
WIN STREAK None
LOSS STREAK 4 G - 6/15-8/21/23

2020

- Spent the campaign at the club's Alternate Training Site before being added to the Padres' NLDS roster due to injuries to Mike Clevinger and Dinelson Lamet.
- Made his ML debut in Game 1 of the NLDS vs. LAD on Oct. 6...did not allow a hit across 1.1 scoreless innings (two walks and a strikeout). Was the 3rd ML player to debut in the 2020 Postseason (MIN Alex Kirilloff on Sept. 30 and TB Shane McClellan on Oct. 5).
- At 20 years and 294 days old, he became the first Padre to ever make their ML debut in the Postseason, the fifth player in ML history to debut in the Postseason and the second-youngest to ever debut in the Postseason (KC's Adalberto Mondesi, 20.095 in '15).

2019

- Made 22 starts for Single-A Fort Wayne, posting a 3.84 ERA and striking out 22.8 pct. of opposing batters while walking just 4.6 pct.
- Allowed two earned runs-or-fewer in each of his first seven starts, posting a 1.78 ERA (6 ER/30.1 IP) from April 4-May 26.
- His ERA never got above 3.84, the mark he finished the campaign at after five straight starts of three earned runs-or-fewer to close out the season.

2018

- Began his first professional season with the Rookie-Level AZL Padres 2, making four starts (3.86 ERA, .211 opp. AVG) before a promotion to Fort Wayne (3.00 ERA in three starts).



2023: Acquired by Miami from San Diego in exchange for INF Garrett Cooper, RHP Sean Reynolds, and cash considerations.

2018: Selected by San Diego seventh overall in the First-Year Player Draft.



2021: Right ankle inflammation (July 16-24)



2019: Midwest League Mid-Season All-Star

PERSONAL/MISCELLANEOUS

- Full name is Ryan David Weathers. Is the son of 19-season MLB veteran, former Marlin, and 1996 NYY's World Series Champion, David Weathers.
- Named the Gatorade Tennessee Baseball High School Player of the Year in 2018, going 10-0, 0.09 ERA, and 148 strikeouts in 76.0 innings.
- Won a gold medal with Team USA at the 2017 U-18 World Cup in Canada, posting two scoreless outings.
- On the morning of G1 of the 2020 NLDS, was taking his scheduled COVID-19 test next to Padres GM A.J. Preller. How did he find out about he was going to be making his ML debut?: "He asked me which pile I usually get my COVID test from. I was like, 'I just grab one, I don't think they really care.' He told me to grab one out of the big league pile."
- Wife Thayer played volleyball at the University of Florida, and was the 2017-18 Gatorade National Volleyball Player of the Year.
- Ryan's sister, Karly, plays Division 1 basketball at the University of Alabama.



@RYANWEATHERS25



@RYANDWEATHERS25

WEATHERS' PITCHING HISTORY

YEAR	CLUB	W-L	ERA	G	GS	CG	SHO	SV	SVO	IP	H	R	ER	HR	HB	BB	SO	WP	BK
2023	MIAMI	0-2	7.62	3	2	0	0	0	0	13.0	13	11	11	3	0	12	14	0	0
	SAN DIEGO	1-6	6.25	12	10	0	0	0	0	44.2	55	33	31	9	1	17	29	1	0
	Jacksonville (AAA)	4-0	2.54	7	7	0	0	0	0	39.0	28	11	11	4	0	14	38	0	0
	El Paso (AAA)	1-2	4.20	8	8	0	0	0	0	40.2	40	21	19	5	1	24	52	1	0
	Minors (5 yrs.)	16-19	4.79	77	68	0	0	0	2	327.0	364	198	174	50	14	119	297	10	4
MAJORS (3 yrs.)		5-15	5.88	46	31	0	0	1	2	156.0	175	105	102	32	4	63	118	3	1

POSTSEASON HISTORY

YEAR	CLUB/OPP	SERIES	W-L	ERA	G	GS	CG	SHO	SV	SVO	IP	H	R	ER	HR	HB	BB	SO	WP	BK
2020	SD / LAD	NLDS	0-0	0.00	1	0	0	0	0	0	1.1	0	0	0	0	0	2	1	0	0
	Division Series		0-0	0.00	1	0	0	0	0	0	0	1.1	0	0	0	0	2	1	0	0
TOTALS			0-0	0.00	1	0	0	0	0	0	1.1	0	0	0	0	0	2	1	0	0

FRONT OFFICE

FIELD STAFF

PLAYERS

CLUB HISTORY

SEASON IN REVIEW

OPPONENTS

GENERAL INFORMATION



2023 SEASON IN REVIEW





2023 REGULAR SEASON NOTES

2023 MIAMI MARLINS (84-78)

Matched fourth-best record in Marlins history, securing the club's fourth ever postseason appearance

MARLINS MINUTE

The Miami Marlins finished their 2023 campaign 84-78, the best record by the Marlins since 2009, when they went 87-75, and is tied for the 4th-most wins in the 31 years of Marlins baseball.

GET WILD MIAMI!

The Marlins clinched a National League Wild Card spot, marking the fourth Postseason appearance in club history and first since 2020. The last time the Marlins reached the Postseason in a full season was 2003, when the club won the World Series as a Wild Card.

- In securing the second National League Wild Card position this season, the Marlins returned to a familiar position, as it marked the fourth time (of four total postseason appearances) that the club made its way into the Postseason as a Wild Card seed. In 1997, the Marlins became the 1st team in MLB history to win the World Series as a Wild Card team (Wild Card Era began in 1995). Then, in 2003, the Marlins became the only team in MLB to win the World Series two times as a Wild Card team, and still hold that title.
- Miami earned the second Wild Card spot in the National League, finishing the regular season tied with Arizona who they went 4-2 against in 2023 to win the first tiebreaker.

IN SKIP WE TRUST

Rookie Manager Skip Schumaker guided the Marlins to a 84-77 record and .522 winning percentage this season. He is the third Marlins manager to secure a winning record in their first full season managing the team, joining Jim Leyland (92-70; 1997) and Jack McKeon (83-79; 2004), with the 84 wins marking the second-most wins for a manager in their first full season. Both Leyland and McKeon had previous managing experience prior to becoming the Marlins manager.

DO YOU REMEMBER?

The club entered September with a .500 or better record for the 1st time in a full season since 2016, and 8th time overall in club history. The Marlins proceeded to go 17-10 in the month of September, tied for the second-most wins in the National League. It also tied the 2009 team for the second-most September wins in club history, behind only the 2003 Marlins who went 18-8..

- Miami finished September ranked 2nd in MLB in batting average (.271), behind only Atlanta (.275).

SHATTERING RECORDS

Miami recorded the club's most ever first-half wins, 53, surpassing the previous high of 50 done in 1997 and 2008, and posted the second-best winning pct. prior to the All-Star Break in Marlins history (.571), trailing only the 1997 team. See chart to right.

WINNING WAYS

On both June 29 at Boston and July 9 vs. Philadelphia, the Marlins reached a season-high 14 games over .500, marking just the third time in franchise history the Marlins have been at least 14 games over .500 at any point (also, 1997 - finished 22 games over; and '03 - finished 20 games over).

HOME IS WHERE THE HEART IS

Miami went 46-35 at home during the regular season, with the 46 home wins marking the most in loanDepot park history and the club's most since 2003, when they went 53-28. Are the 6th team in franchise history to win at least 46 home games.

- The Marlins totaled 741 hits in their 81 home games, marking the 3rd-most hits at home in a season in club history, trailing the 2007 Marlins (760 H) and 2009 Marlins (755 H).
- Their collective .274 batting average at home is the second-best mark in Marlins history, trailing only the 1995 Marlins, who hit a .276 average at their home ballpark, Joe Robbie Stadium.

HOME OF BÉISBOL

The Marlins concluded the home slate of the 2023 regular season at loanDepot park on Sunday, Sept. 24, having hosted 1,162,819 fans over the 81 games. It marks the first season with more than 1 million fans since 2017 and is nearly a 30 percent increase over the club's 2022 attendance total.

ONE-RUN WONDERS

The Marlins went 33-14 in one-run games this year, with their .702 winning percentage in such games marking the best record in MLB. Only the Reds won more games decided by one run (34).

- Miami's .702 winning pct. in one-run games is the best mark in franchise history, while the 33 one-run wins are tied for the 2nd-most such wins with the 1997 and 2000 teams, trailing only the 2014 Marlins (35-29).
- The 2023 Marlins joined the 2019 Giants and 2003 Giants as the only National League teams since 1980 to own a winning pct. of .700 or higher in such games.

ONE FOR THE RECORD BOOKS

The Marlins began the season going 12-0 in one-run games, marking the most consecutive wins in MLB history in games decided by one run to start a season (courtesy of Elias Sports Bureau). Surpassed the previous mark of 11-0 set by the 1972 New York Mets. The Marlins went 33-13 in one-run games in 2023, following up a season in which they played 64 one-run games and lost 40 of them in 2022. Marked the most in a season in club history and the most since the 1975 Astros (41), and just three shy of the single-season record for one-run losses during the Live Ball Era (since 1920) held by the 1968 White Sox (44).

- Miami dropped its contest to Cincinnati on May 13, 5-6, becoming the last team in MLB to lose a one-run game in 2023.

BEST SEASON RECORDS Marlins History

1997	92-70 (.568)
2003	91-71 (.562)
2009	87-75 (.537)
2008	84-77 (.522)
2023	84-78 (.519)

BEST MANAGERIAL RECORD IN FIRST FULL SEASON - CLUB HISTORY

Jim Leyland	92-70	.575	1997
Skip Schumaker	84-78	.519	2023
Jack McKeon	83-79	.512	2003

HIGHEST WIN% PRE-ASB Club History

1997	.581 (50-36)
2023	.571 (52-39)
2016	.534 (47-41)
2008	.526 (50-45)
2003	.516 (49-46)

ONE-RUN GAME WINNING STREAKS TO OPEN A SEASON, ALL-TIME

Record	Team
12-0	Miami Marlins, 2023
11-0	New York Mets, 1972
10-0	Boston Beaneaters, 1892
	Boston Red Sox, 1940
	New York Giants, 1907
	Los Angeles Dodgers, 2004
	San Francisco Giants, 1987

credit: Elias Sports Bureau

FRONT OFFICE

FIELD STAFF

PLAYERS

CLUB HISTORY

SEASON IN REVIEW

OPPONENTS

GENERAL INFORMATION

GETTING OFFENSIVE

The Marlins collected a total of 1,423 hits in 2023, marking the 2nd-most in the National League behind Atlanta and the 6th-most in MLB, trailing the Rangers, Astros, Red Sox, and Rays.

- Miami collected 10+ hits in 61 games this season, marking the second-most such games in the NL behind only Atlanta (77). Are the most such games by the Marlins since 2017, when Miami recorded at least 10 hits in 74 games.
- The Marlins also ranked 2nd in the NL in batting average (.259), and 4th overall in MLB behind Atlanta (.276), Texas (.263), and Tampa Bay (.260).

LA REGADERA

Venezuelan-born **Luis Arraez** was crowned the National League batting champion, finishing the season with a .354 batting average to become the **first player in MLB history** to win batting titles in two different leagues in consecutive years. Overall, only two players have won batting titles in each league - DJ LeMahieu (NL - 2016; AL - 2020) and Ed Delahanty (NL - 1899; AL - 1902).

- His .354 AVG is the highest by a Marlin in a single season in club history and marked the highest average by any player in MLB since TEX's Josh Hamilton in 2010 (.359), and the best in the NL since ATL's Chipper Jones in 2008 (.364).
- Set a career high with 203 hits, the fifth-most by a Marlin in a single season. Became the fourth different Marlin to reach the 200-hit mark and the first since Dee Strange-Gordon in 2017.
- Arraez became the third Marlins player to win the NL batting title, joining Dee Strange-Gordon in 2015 (.333) and Hanley Ramirez in 2009 (.342). He is the first player in Marlins history to lead MLB in batting average in a season.
- On April 11 at Citizens Bank Park, Luis Arraez became the first player in Marlins history to hit for the cycle (2B in 1st inning, 3B in 6th inning, HR in 7th inning, and 1B in 8th inning), coming in the 4,700th game by the franchise.

A RECORD A DAY

- Luis Arraez** flirted with a .400 batting average well into the month of June, finishing 6 different days with an average of .400 or above (June 6-10 & 23-24).
- During June, recorded three 5-hit games; joining Ty Cobb in 1922 as the only players in the Modern Era to record three 5-hit games in a 15-game span (courtesy of *OPTA Stats*).
 - Became first player in MLB to record three 5-hit games in a season since Ender Inciarte did so in 2017 with Atlanta. Only four players have recorded four 5-hit games in a season, the last being Ichiro Suzuki in 2004.

FISH TO THE SEA

Miami sent two players (2B **Luis Arraez** and DH/OF **Jorge Soler**) to Seattle for the Midsummer Classic, the second straight year the club sent more than one player to the All-Star Game, as the National League took home their first ASG victory since 2012, 3-2, over the AL.

HE'S HERE AND HE'S PERFECT

- RHP **Eury Perez** made his Major League debut on May 12, 2023, vs. Cincinnati at 20 years and 27 days old, becoming the youngest pitcher in franchise history. The previous youngest pitcher was Jose Fernandez, who debuted at 20 years and 250 days.
- He was the second youngest player (position/pitcher) to debut with the Marlins in club history, behind only INF Edgar Renteria who debuted at 19 years and 277 days.
 - On Aug. 18 at LAD...Perez struck out a career-high 10 batters in Game 1 of the DH to become the youngest pitcher (20-162) to record double-digit strikeouts in a game since Seattle's Felix Hernandez (19-129) struck out 11 batters on Aug. 15, 2005 vs. the Royals.

TALKIN' TANNER

- LHP **Tanner Scott** (104 K) joined Kyle Barraclough (113, 2016) as the only two relief pitchers in franchise history to record 100 strikeouts in a season. He is the first left-handed reliever in club history to accomplish the feat.
- Scott ranked 1st in the National League with 104 strikeouts (3rd in MLB). His 32 multi-strikeout games also ranked tied for 1st in the NL, and tied for 4th in MLB.

SWEET BABY JESUS

LHP **Jesus Luzardo** finished his regular season with 208 strikeouts in 178.2 innings pitched, marking the third-most strikeouts by a Marlins pitcher in a single season in franchise history, also setting a club record for strikeouts by a left-handed pitcher in a season. He joined Al Leiter (200, 1996) as the only other left-handed pitcher in Marlins history to reach the 200-strikeout mark, and marked the 9th such season (8th different pitcher) to accomplish the feat.

THREE FOR ME

RF **Jorge Soler**, 2B **Luis Arraez**, and DH **Josh Bell** hit back-to-back-to-back home runs in the 8th inning on Aug. 14 vs. Houston, marking the second such occurrence in franchise history. The only other time was courtesy of Derrek Lee, Cliff Floyd, and Kevin Orrie on Aug. 26, 1998 at St. Louis in the 9th inning. Miami trailed 6-0 entering that inning, tied it up to send the game to extras, and won in 10 innings, 7-6.

BY THE NUMBERS

Season Record.....	84-78
Home Record.....	46-35
Road Record.....	38-43
Day Record.....	40-31
Night Record.....	44-46
vs. RH Starter.....	64-59
vs. LH Starter.....	20-19
vs. NL East.....	26-26
vs. NL Central.....	18-15
vs. NL West.....	14-17
vs. AL East.....	7-9
vs. AL Central.....	11-4
vs. AL West.....	8-7
Leading after Six Innings.....	52-10
Trailing after Six Innings.....	16-55
Tied after Six Innings.....	16-13
Leading after Seven Innings.....	59-7
Trailing after Seven Innings.....	10-58
Tied after Seven Innings.....	15-13
Leading after Eight Innings.....	69-4
Trailing after Eight Innings.....	7-66
Tied after Eight Innings.....	8-8
Marlins with No Home Runs.....	19-37
Marlins Hit Home Run.....	65-41
Hitting One Home Run.....	38-28
Hitting Two Home Runs.....	15-12
Hitting Three or More Home Runs.....	12-1
Out-hit Opponent.....	62-20
Out-hit by Opponent.....	15-50
Hits Equal.....	6-8
Marlins Score First.....	57-27
Opponents Score First.....	27-51
Largest Deficit Overcome in Win.....	6 - 8/13 vs. NYY
Comeback Wins.....	41
Last Comeback win by Marlins.....	9/29 at PIT
Extra-inning Games.....	7-3
Delays (Games).....	6 (last, 9/28 at NYM)
Total Time in Delays.....	11 hrs, 26 min
Shortest Home Game.....	1:57, 4/4 vs. MIN
Shortest Home Game (Extras).....	3:08, 2x; last, 8/13 vs. NYY
Longest Home Game.....	3:21, 5/30 vs. SD
Longest Home Game (Extras).....	4:06, 8/2 vs. PHI (12)
Shortest Road Game.....	2:09, 5/5 at CHC
Shortest Road Game (Extras).....	2:55, 7/18 at STL
Longest Road Game.....	3:07, 9/9 at PHI
Longest Road Game (Extras).....	3:49, 5/7 at CHC (14)
Roof Open* (*at start of game at loanDepot park).....	3-2
Roof Closed*.....	43-32
Wearing White Jerseys.....	32-19
Wearing Gray Jerseys.....	27-32
Wearing Black Jerseys.....	12-15
Wearing Legacy Red Jerseys.....	7-5
Wearing 1993 Throwback Jerseys.....	6-7
One-Run Games.....	33-14
Walk-off Games.....	9-3
Last walk-off win by Marlins.....	9/19 vs. NYM
Shutouts.....	9-14
Series Won-Lost-Tied.....	26-24-1
Series Sweeps (2g).....	--
Series Sweeps (3g).....	8; last, 9/15-17 vs. ATL
Series Sweeps (4g).....	1; last, 8/31-9/3 at WSH
Swept in Series.....	6 (last, vs. TB, 8/29-30)
First Game of Series.....	21-31
Second Game of Series.....	30-22
Third Game of Series.....	29-21
Fourth Game of Series.....	4-4
Final Game of Series.....	28-24
On Monday.....	5-12
On Tuesday.....	12-12
On Wednesday.....	16-10
On Thursday.....	5-9
On Friday.....	12-14
On Saturday.....	16-13
On Sunday.....	18-8
On Weekdays (Mon-Thur).....	38-43
On Weekends (Fri-Sun).....	46-35
In March.....	1-1
In April.....	15-12
In May.....	13-14
In June.....	19-8
In July.....	9-16
In August.....	10-17
In September.....	17-10
In October.....	0-1
Replay Challenges (Won-Lost).....	30-10
Overturned/Stands/Confirmed.....	30/7/3
Ejections (last).....	15 - last, Burger & Schumaker (9/27 at NYM)

MARLINS BATTING AVG. LEADERS, SINGLE-SEASON

AVG.	Player, Year
.353	Luis Arraez, 2023
.342	Hanley Ramirez, 2009
.339	Miguel Cabrera, 2006
.334	Luis Castillo, 2000
.333	Dee Strange-Gordon, 2015

MOST 5-HIT GAMES IN A SINGLE MONTH in Modern Era (since 1900)

3	George Sisler, Aug., 1921
	Ty Cobb, July, 1922
	Dave Winfield, June, 1984
	Luis Arraez, June, 2023

Elias Sports Bureau

BEST OF THE BEST

Arraez became only the fourth player in Marlins history to record multiple hits in the All-Star Game, joining Hanley Ramirez (2008), Mike Lowell (2002), and Gary Sheffield (1993).

TALLEST MARLINS STARTING PITCHERS

Pitcher	Ht
Mark Hendrickson (2008)	6'9"
Eury Perez (2023)	6'8"
Chris Volstad (2009-11)	6'8"
Sean West (2009-10)	6'8"
Brian Flynn (2013)	6'8"

SINGLE-SEASON STRIKEOUT LEADERS Club History

SO	Player (Year)
253	Jose Fernandez (2016)
209	Ryan Dempster (2000)
208	Jesus Luzardo (2023)
207	Sandy Alcantara (2022)
205	Kevin Brown (1997)

PODER SOLER

DH/OF **Jorge Soler** homered in 5 straight games from May 23-27, becoming just the second player in Marlins history to accomplish the feat. Trailed only Giancarlo Stanton who owns the franchise record with a 6-game streak from Aug. 10-15, 2017.

- Tied a franchise record for home runs in the month of May (see chart to right), and was tied for the second-most homers in any calendar month by a Marlin (Stanton, 18 HR in Aug. 2017). His 25 RBI in May tied the third-most in club history (Marcell Ozuna, 2016).
- Soler finished the regular season with 36 home runs, marking the 6th-most homers in a single season by any Marlin. He became the first member of the 30-homer club since both Giancarlo Stanton (59) and Marcell Ozuna (37) in 2017.

MARLINS HOME RUN LEADERS, MAY

Total	Player, Year
12	Jorge Soler (2023)
.....	Giancarlo Stanton (2012)
.....	Dan Uggla (2008)
11	Justin Bour (2017)

KEEP 'EM STRIKING

Marlins' pitchers set a franchise record in 2023 with 1,490 strikeouts, marking the 2nd-most strikeouts in the NL behind only Atlanta and the 5th-most in MLB. Surpassed their 2022 total of 1,437, the previous single-season high.

- The Marlins had three left-handed pitchers finish the season with over 100 strikeouts: starting pitchers Braxton Garrett and Jesus Luzardo, and reliever Tanner Scott. Is the first time in club history the Marlins have finished the season with more than two pitchers striking out 100-plus batters (Had six seasons of two pitchers accomplishing the feat).
- The Marlins left-handed heavy bullpen had four pitchers finish the season with over 70 strikeouts each. Only once before this season had the Marlins had more than one left-handed reliever strike out 60 batters in a season (2022 - Steven Okert, 63 and Tanner Scott, 90).

ENTER SANDMAN

RHP **Sandy Alcantara** recorded an NL-leading 3 complete games in 2023. (tied for MLB lead). Since the start of 2018, his 12 complete games are the most in MLB and are double the amount of any other pitcher outside of Gerrit Cole who has 7.

- Alcantara ranks 3rd with his 12 complete games as a Marlin, behind A.J. Burnett (14) and Dontrelle Willis (15).
- Alcantara moved into 3rd place on the Marlins all-time strikeouts list (779), trailing Josh Johnson (832) and Ricky Nolasco (1,001). His 13 career double-digit strikeout games are tied for the 2nd most in Marlins history with Ricky Nolasco, trailing only Jose Fernandez (18).

Most Strikeouts Club History

Pitcher	Strikeouts
1. Ricky Nolasco	1,001
2. Josh Johnson	832
3. Sandy Alcantara	779
4. Dontrelle Willis	757
5. A.J. Burnett	753

Most Innings Pitched Club History

Pitcher	Innings
1. Ricky Nolasco	1,225.2
2. Dontrelle Willis	1,022.2
3. Josh Johnson	916.2
4. Sandy Alcantara	892.1
5. A.J. Burnett	853.2

NEW FISH IN THE BOWL

The Marlins finalized a few transactions within an hour of MLB's August 1 trade deadline, including:

- Acquiring INF **Jake Burger** from the Chicago White Sox. Burger, 27, was tied for 3rd in the AL with his 25 home runs at the time of the trade. While he hit for only a .214 batting average (63x294) in 88 games with CHW this year, batted .303 (60x198) in 53 games with the Marlins to finish the year.
- Acquiring INF **Josh Bell** from the Cleveland Guardians. Bell, who hit 11 home runs in 97 games with the Guardians, hit 11 home runs in 49 games with the Marlins, including 7 home runs in his first 18 games with the club. Tied Charles Johnson in 2001 for the second-most homers in a player's first 18 games with the Marlins, behind only Hee-Seop Choi (8, 2004). Per @SlangsOnSports, Bell's 7 homers marked the most by a Marlin whose first 18 games came outside of April.
- From the day of their Marlins debut (Aug. 2 vs. PHI) through the end of the regular season, **Burger** led the Marlins in batting average (.303), hits (60), doubles (13), and ranked 2nd in RBI (28). During the same span, **Bell** ranked 1st in walks (20), t-1st in home runs (11), t-2nd in hits (54), 3rd in RBI (26), including 5 RBI in the Marlins' postseason clinching series at Pittsburgh on Sept. 29-30.

GRAND JAZZ

CF **Jazz Chisholm Jr.** became the first player in Marlins history to hit a grand slam in back-to-back games, doing so on Saturday, September 16 and Sunday, September 17 vs. Atlanta for his 2nd and 3rd career grand slams and Miami's only slams of the year. Was one of 23 players in MLB this season to have at least 2 grand slams. Royce Lewis (4), Max Muncy (3), Alex Bregman (3), and Adolis Garcia (3) are the only players with more.

- Chisholm Jr. finished the regular season with 19 home runs and 22 stolen base, falling 1 homer short of becoming the fifth Marlin (11th occurrence) to record 20 homers and 20 steals in a season and the first since Hanley Ramirez in 2010 (21 HR, 32 2B).

BRAX ATTACKS

LHP **Braxton Garrett** held opponents to 1 ER or less in 16 starts this season, the second-most by a left-handed starter in club history, trailing only Dontrelle Willis who recorded 18 such starts in 2005. Garrett finished the 2023 season tied with MIN's Sonny Gray and TEX's Jordan Montgomery for the second-most such starts in MLB, behind only SD's Blake Snell (17).

- In Garrett's 30 starts, the Marlins went 21-9.
- Garrett started the season in the Marlins bullpen, making 1 relief appearance on April 1 vs. NYM before being optioned to Triple-A on April 3... was recalled on April 4, and slotted into the rotation in absence of RHP Johnny Cueto.

A PUNCH IN A PINCH

When pinch hitting this season, Marlins batters went 29x103 with a .282 average and .805 OPS, both ranking 2nd in MLB. Tampa Bay led MLB with a .305 AVG in pinch-hit situations, and Cincinnati led with a .926 OPS.

NOT CALLING IT QUILTS

The Marlins came from behind to win 41 times this season, marking the 6th time in club history the Fish have 41 or more comeback victories in a season. Are tied for the 5th-most such wins in a season in Marlins history with the 2000 and 2009 teams.

- Are tied for the 5th-most such wins in a season in Marlins history. Have only had more than 41 comeback wins 3 times: 2007 (42), and 1997 and 2008 (43).
- The Marlins recorded their 6th win of the season when trailing by 3-or-more runs at the end of the 7th inning on Friday, Sept. 29 at PIT, the most by any MLB team in a single season in the modern era. - *credit to OptaSTATS*

TEALING BACK TIME

The Marlins celebrated the 30th anniversary of the franchise all season long by teal-ing back time with throwback Florida Marlins uniforms - same as the 1993 team in the organization's inaugural season - for Friday home games in 2023. The throwback uniform consisted of teal hats, featuring the 30th-anniversary logo patch on the side, and the home white jerseys and pants with teal pinstripes.

- Every Marlins home Friday game was "Flashback Friday" and featured special appearances from former players, coaches, and other fan favorites. Additional elements on Flashback Fridays included a brand new Marlins Museum presented by Fanatics that opened on April 14, and special 30th Anniversary logo baseballs during Friday home games.

REGULAR SEASON MISCELLANEOUS STATS

INSIDE THE NUMBERS - HITTING

	AVG	AB	PA	R	H	2B	3B	HR	RBI	SB	BB-I	SO	OBP	SLG	OPS
TOTALS	.259	5503	6049	668	1427	259	23	166	635	86	430-23	1288	.317	.405	.722
MARCH	.242	62	65	5	15	3	1	3	5	0	3	17	.277	.468	.745
APRIL	.250	892	984	94	223	39	2	23	90	27	72-4	241	.312	.376	.688
MAY	.268	938	1039	110	251	38	6	28	103	18	82-7	221	.329	.410	.739
JUNE	.269	916	1015	129	246	46	2	25	122	9	73-3	196	.326	.405	.731
JULY	.272	831	895	100	226	44	5	17	97	6	51-2	178	.315	.398	.713
AUGUST	.234	913	987	96	214	45	5	33	90	6	60-1	208	.288	.403	.691
SEPTEMBER	.267	916	1028	132	245	43	2	37	126	20	88-6	215	.335	.440	.775
OCTOBER	.103	29	30	0	0	0	0	0	0	0	1	11	.133	.103	.236

2023 HOME RUN BREAKDOWN

	vs. L	vs. R	H	RD	0	1	RUNNERS ON GS (CAREER; LAST)	ITP	TYING	GO AHEAD	W-OFF (CAREER; LAST)	TEAM RECORD	PINCH HIT (CAREER; LAST)	LEADOFF (CAREER; LAST)
ARRAEZ	2	8	6	4	7	3	(1; 6/11/22 vs. TB)	-	-	5	-	8-1	-	4 (6; 9/16/23 vs. ATL)
BELL	3	8	7	4	9	1	(2; 6/23/21 at PHI)	-	1	3	(1; 7/14/17 vs. STL)	5-5	(3; 7/20/21 vs. MIA)	-
BERTI	2	5	3	4	6	1	-	-	-	5	-	3-3	-	1 (5; 9/27/23(2) at NYM)
BURGER	3	6	4	5	4	3	2 (1; 6/4/23 vs. DET)	-	-	3	1 (1; 6/4/23 vs. DET)	7-1	1 (1; 6/4/22 at TB)	-
CHISHOLM JR.	2	17	10	9	13	-	4 (2; 9/17/23 vs. ATL)	-	2	4	-	12-7	1; 8/7/23 at CIN	(5; 6/10/22 at HOU)
DE LA CRUZ	3	16	8	11	10	7	2 (2; 9/19/22 vs. CHC)	-	-	8	-	13-6	-	-
EDWARDS	-	-	-	-	-	-	-	-	-	-	-	-	-	-
FORTES	3	3	2	4	5	1	-	-	-	2	(1; 6/26/22 vs. NYM)	2-4	(1; 9/22/21 vs. WSH)	-
GURRIEL	1	3	1	3	3	-	1 (5; 7/7/19 vs. LAA)	1	-	2	(1; 6/29/19 vs. SEA)	2-2	-	-
HAMPSON	-	3	1	2	2	1	-	-	1	-	-	2-1	-	-
SANCHEZ	1	13	6	8	5	5	4	-	2	7	-	10-4	(3; 9/8/23 at PHI)	-
SOLER	14	22	16	20	21	13	2 (1; 5/7/22 at SD)	-	2	19	1 (1; 5/16/23 vs. WSH)	20-12	1 (2; 4/17/23 vs. SF)	1 (3; 8/18/23 at LAD)
STALLINGS	1	2	1	2	2	1	-	-	-	2	(1; 7/17/21 vs. NYM)	3-0	-	-
WENDLE	-	2	1	1	1	1	(3; 8/29/21 at BAL)	-	1	1	-	1-1	(1; 6/9/21 vs. WSH)	(2; 8/30/20 at MIA)

	MULTI-HIT GAMES					MULTI-RBI GAMES							MULTI-HR GAMES				
	2	3	4	5	TOTAL	2	3	4	5	6	7	TOTAL	2	3	4	CAREER	LAST (# HRS)
ARRAEZ	35	13	4	3	55	15	2	-	1	-	-	18	1	-	-	1	9/15/23 vs. ATL (2)
BELL	9	2	1	-	12 (25)	3	1	1	-	-	-	5 (13)	1	-	-	8	6/17/22 vs. PHI (2)
BERTI	20	8	-	-	28	5	1	-	-	-	-	6	1	-	-	2	9/24/23 vs. MIL (2)
BURGER	13	4	-	-	17 (34)	6	3	-	-	-	-	9 (23)	1 (3)	-	-	3 (3)	9/2/23 at WSH (2)
CHISHOLM JR.	18	4	-	-	22	4	5	2	-	-	-	11	-	-	-	3	6/10/22 at HOU (2)
DE LA CRUZ	20	8	4	-	32	13	4	1	-	-	-	18	-	-	-	-	-
EDWARDS	5	1	-	-	6	-	-	-	-	-	-	-	-	-	-	-	-
FORTES	10	1	1	-	12	2	-	-	-	-	-	2	-	-	-	1	8/16/22 vs. SD (2)
GURRIEL	16	2	1	-	19	2	1	-	-	-	-	3	-	-	-	4	8/14/19 at CHW (2)
HAMPSON	11	1	-	-	12	5	-	-	-	-	-	5	-	-	-	3	9/12/21 at PHI (2)
SANCHEZ	13	4	-	-	17	7	4	1	-	-	-	12	-	-	-	2	4/11/22 at LAA (2)
SOLER	15	9	1	-	25	15	3	1	1	-	-	20	4	-	-	14	8/18/23 at LAD (2)
STALLINGS	5	1	-	-	6	3	1	-	-	-	-	4	-	-	-	-	-
WENDLE	8	2	1	-	11	2	-	1	-	-	-	3	-	-	-	2	8/29/21 at BAL (2)

HR VARIATION	PLAYER(S)	HR VARIATION	PLAYER(S)
Pinch-hit HR (4)	Jorge Soler (4/17 vs. SF; 7th inn.) Garrett Cooper (5/25 at COL; 9th inn.) Jazz Chisholm Jr. (8/7 at CIN; 8th inn.) Jesus Sanchez (9/8 at PHI; 6th inn.)	Multi-HR (7)	Jorge Soler (2; 4/5 vs. MIN) Jorge Soler (2; 5/8 at ARI) Jorge Soler (2; 6/11 at CHW) Josh Bell (2; 8/9 at CIN) Jorge Soler (2; 8/18 at LAD) Jake Burger (2; 9/2 at WSH) Luis Arraez (2; 9/15 vs. ATL)
Back-to-Back HR (2)	Josh Bell/Jazz Chisholm Jr. (8/2 vs. PHI; 6th inn.) Bryan De La Cruz/Jazz Chisholm Jr. (9/5 vs. LAD; 8th inn.)	Inside-the-Park (1)	Yuli Gurriel (4/25 at ATL)
Back-to-Back-to-Back-HR (1)	Jorge Soler/Luis Arraez/Josh Bell (8/14 vs. HOU; 8th inn.)	Walk-off (1)	Jorge Soler (5/16 vs. WSH)
Grand Slams (2)	Jazz Chisholm Jr. (9/16 vs. ATL; 8th inn.) Jazz Chisholm Jr. (9/17 vs. ATL; 3rd inn.)		
Leadoff HR (2)	Jorge Soler (8/18 at LAD) Luis Arraez (9/3 at WSH) Luis Arraez (9/12 at MIL) Luis Arraez (9/15 vs. ATL) Luis Arraez (9/16 vs. ATL) Jon Berti (9/27 - G2) at NYM)		

MARLINS 2023 TRANSACTIONS

OCTOBER

- 1** Recalled LHP Ryan Weathers from Triple-A Jacksonville.
Designated LHP Matt Moore for assignment.

SEPTEMBER

- 28** Reinstated LHP Tanner Scott from the paternity list.
Optioned LHP Enmanuel De Jesus to FCL Marlins.
- 26** Returned from rehab and reinstated RHP Huascar Brazoban from 15-day IL.
Placed LHP Tanner Scott on the paternity list.
- 25** Recalled LHP Enmanuel De Jesus from Triple-A Jacksonville.
Optioned RHP Jeff Lindgren to Triple-A Jacksonville.
- 23** Selected the contract of RHP Jeff Lindgren from Triple-A Jacksonville.
Placed RHP Eury Perez on 15-day IL (retro to 9/21). Left SI joint inflammation.
- 20** Designated RHP Chi Chi Gonzalez for assignment.
LHP Matt Moore activated.
- 19** Placed RHP Tommy Nance on the 60-day IL. Left oblique strain.
Recalled RHP Tommy Nance from Triple-A Jacksonville.
Claimed LHP Matt Moore off waivers from Cleveland.
- 17** Selected the contract of RHP Chi Chi Gonzalez from Triple-A Jacksonville.
Optioned LHP Josh Simpson to Triple-A Jacksonville.
Reinstated OF Jorge Soler from the 10-day IL.
Optioned OF Dane Myers to Triple-A Jacksonville.
- 12** Recalled LHP Josh Simpson from Triple-A Jacksonville.
Designated LHP Daniel Castano for assignment.
- 10** Selected the contract of LHP Daniel Castano from Triple-A Jacksonville.
Optioned LHP Enmanuel De Jesus to Triple-A Jacksonville.
- 8** Selected the contract of LHP Enmanuel De Jesus from Triple-A Jacksonville.
Designated LHP Devin Smeltzer for assignment.
- 6** Placed OF Jorge Soler on the 10-day IL. Right oblique strain.
Placed RHP Sandy Alcantara on the 15-day IL (retro to 9/4). Right forearm flexor strain.
Designated RHP Geoff Hartlieb for assignment.
Recalled OF Dane Myers and RHP Edward Cabrera from Triple-A Jacksonville.
Selected the contract of LHP Devin Smeltzer from Triple-A Jacksonville.
- 2** Reinstated RHP Johnny Cueto from the 15-day IL.
RHP Jorge Lopez claimed off waivers by Baltimore.
- 1** Recalled INF/OF Xavier Edwards and RHP Geoff Hartlieb from Triple-A Jacksonville.

AUGUST

- 28** Optioned RHP Tommy Nance to Triple-A Jacksonville.
Reinstated RHP George Soriano from the paternity list.
- 25** Returned from rehab and reinstated RHP JT Chargois from the 15-day IL.
Placed RHP George Soriano on the paternity list.
- 23** Returned from rehab and reinstated RHP Tommy Nance from the 60-day IL.
Recalled INF/OF Garrett Hampson from Triple-A Jacksonville.
Optioned LHP Ryan Weathers to Triple-A Jacksonville.
Placed OF Avisail Garcia on the 10-day IL. Left hamstring strain.
- 21** Recalled LHP Ryan Weathers from Triple-A Jacksonville.
Placed RHP Johnny Cueto on the 15-day IL (retro to 8/18). Viral infection.
- 19** Added RHP Geoff Hartlieb as the 27th man for the doubleheader.
- 14** Recalled RHP Bryan Hoeing from Triple-A Jacksonville.
Placed RHP Huascar Brazoban on the 15-day IL. Left hip impingement.
- 7** Recalled RHP Eury Perez from Double-A Pensacola.
Optioned RHP Geoff Hartlieb to Triple-A Jacksonville.
- 6** Selected the contract of RHP Geoff Hartlieb from Triple-A Jacksonville.
- 5** Recalled LHP Ryan Weathers from Triple-A Jacksonville.
Recalled RHP Huascar Brazoban from Triple-A Jacksonville.
Designated LHP Devin Smeltzer for assignment.
Placed RHP JT Chargois on the 15-day IL. Right rib cage strain.
- 3** Selected the contract of LHP Devin Smeltzer from Triple-A Jacksonville.
Optioned RHP Huascar Brazoban to Triple-A Jacksonville.
- 2** Optioned INF/OF Garrett Hampson to Triple-A Jacksonville.
- 1** Acquired INF Josh Bell from Cleveland in exchange for INF Jean Segura and INF Kahlil Watson.
Acquired LHP Ryan Weathers from San Diego in exchange for INF Garrett Cooper, RHP Sean Reynolds, and cash considerations.
Acquired INF Jake Burger from Chicago-AL in exchange for LHP Jake Eder.
Assigned LHP Ryan Weathers to Triple-A Jacksonville.
Returned from rehab and reinstated LHP Andrew Nardi from the 15-day IL.
Optioned RHP Edward Cabrera to Triple-A Jacksonville.
Recalled INF/OF Garrett Hampson from Triple-A Jacksonville.
LHP Robert Garcia claimed off waivers by Washington.

JULY

- 31** Returned from rehab and reinstated OF Jazz Chisholm Jr. from the 10-day IL.
Optioned INF/OF Garrett Hampson to Triple-A Jacksonville.
- 30** Returned from rehab and reinstated OF Avisail Garcia from the 10-day IL.
Optioned OF Dane Myers to Triple-A Jacksonville.
- 29** Optioned RHP Bryan Hoeing to Triple-A Jacksonville.
- 28** Acquired RHP David Robertson from New York-NL in exchange for C Ronald Hernandez and INF Marco Vargas.
Transferred RHP Matt Barnes to the 60-day IL.
- 26** Acquired RHP Jorge Lopez from Minnesota in exchange for RHP Dylan Floro.
- 25** Optioned LHP Jose Castillo to Triple-A Jacksonville.
Acquired LHP Jose Castillo from San Diego in exchange for cash considerations.
- 21** Outrighted OF Jerar Encarnacion to Triple-A Jacksonville.
- 18** Reinstated RHP Edward Cabrera from the 15-day IL.
Optioned LHP Robert Garcia to Triple-A Jacksonville.
- 10** Returned from rehab and reinstated RHP Johnny Cueto from the 60-day IL.
Optioned RHP Sean Reynolds to Triple-A Jacksonville.
Transferred OF Jonathan Davis to the 60-day IL.
- 7** Selected the contract of LHP Robert Garcia from Triple-A Jacksonville.
Selected the contract of RHP Sean Reynolds from Triple-A Jacksonville.
Designated RHP Jeff Lindgren for assignment.
Optioned RHP Eury Perez to Double-A Pensacola.
- 5** Recalled INF/OF Garrett Hampson from Triple-A Jacksonville.
Placed OF Jonathan Davis on the 10-day IL. Right knee sprain.
- 4** Recalled RHP George Soriano from Triple-A Jacksonville.
Placed LHP Andrew Nardi on the 15-day IL. Left triceps inflammation.
- 3** Selected the contract of OF Dane Myers from Triple-A Jacksonville.
Placed OF Jazz Chisholm Jr. on the 10-day IL. Left oblique strain.
Designated RHP Eli Villalobos for assignment.
- 2** Selected the contract of RHP Jeff Lindgren from Triple-A Jacksonville.
Optioned RHP George Soriano to Triple-A Jacksonville.
- 1** Recalled RHP George Soriano from Triple-A Jacksonville.
Designated RHP Archie Bradley for assignment.

JUNE

- 26** Claimed RHP Eli Villalobos off waivers from Pittsburgh and assigned him to Double-A Pensacola.
Returned from rehab and reinstated OF Jazz Chisholm Jr. from the 10-Day IL.
Reinstated INF Jean Segura from the 10-Day IL.
Optioned INF/OF Garrett Hampson and INF Jacob Amaya to Triple-A Jacksonville.
- 17** Recalled INF Jacob Amaya from Triple-A Jacksonville.
Recalled RHP Huascar Brazoban from Triple-A Jacksonville.
Placed INF Jean Segura on the 10-Day IL. Left hamstring strain.
Placed RHP Edward Cabrera on the 15-Day IL. Right shoulder impingement.
- 13** Selected the contract of RHP Archie Bradley from Triple-A Jacksonville.
Optioned RHP Huascar Brazoban to Triple-A Jacksonville.
Returned from rehab and transferred LHP Trevor Rogers to the 60-Day IL.
- 6** Returned from rehab and reinstated LHP A.J. Puk from the 15-Day IL.
Optioned RHP George Soriano to Triple-A Jacksonville.
- 2** Recalled RHP George Soriano from Triple-A Jacksonville.
Placed RHP Matt Barnes on the 15-Day IL. Left hip impingement.

MAY

- 30** Returned from rehab and reinstated OF Jesus Sanchez from 10-day IL.
Optioned INF Xavier Edwards to Triple-A Jacksonville.
- 29** Designated RHP Nic Enright for assignment.
Returned from rehab and reinstated RHP Nic Enright from 60-day IL.
- 23** Selected the contract of OF Jonathan Davis from Triple-A Jacksonville.
Optioned OF Peyton Burdick to Triple-A Jacksonville.
Placed RHP Johnny Cueto on the 60-day IL. Right biceps tightness.
- 16** Recalled INF Xavier Edwards from Triple-A Jacksonville.
Placed OF Jazz Chisholm Jr. on the 10-Day IL (retro to 5/14). Turf toe (right big toe).
Returned from rehab and reinstated RHP JT Chargois from 15-day IL.
- 14** Placed LHP A.J. Puk on the 15-Day IL. Left elbow nerve irritation.
Returned from rehab and reinstated INF Garrett Cooper from 10-day IL.
Placed OF Jesus Sanchez on the 10-Day IL. Right hamstring strain.
- 12** Selected the contract of RHP Eury Perez from Double-A Pensacola.
Designated RHP Chi Chi Gonzalez for assignment.
- 7** Returned from rehab and reinstated INF Joey Wendle from 10-day IL.
Optioned INF Xavier Edwards to Triple-A Jacksonville.
- 4** Selected the contract of RHP Chi Chi Gonzalez from Triple-A Jacksonville.
Designated LHP Devin Smeltzer for assignment.

FRONT OFFICE

FIELD STAFF

PLAYERS

CLUB HISTORY

SEASON IN REVIEW

OPPONENTS

GENERAL INFORMATION

MARLINS 2023 TRANSACTIONS

FRONT OFFICE

FIELD STAFF

PLAYERS

CARE HISTORY

- 3** Recalled OF Peyton Burdick from Triple-A Jacksonville. Selected the contract of LHP Devin Smeltzer from Triple-A Jacksonville. Designated RHP Johan Quezada for assignment. Placed INF Garrett Cooper on the 10-Day IL. Inner ear infection.
- 2** Recalled INF Xavier Edwards from Triple-A Jacksonville. Placed OF Avisail Garcia on the 10-day IL (retro to 4/29). Left back tightness.

APRIL

- 28** Selected the contract of RHP Johan Quezada from Triple-A Jacksonville. Designated LHP Devin Smeltzer for assignment.
- 25** Selected the contract of RHP Bryan Hoeing from Triple-A Jacksonville. Designated LHP Sean Nolin for assignment.
- 24** Selected the contract of LHP Sean Nolin from Triple-A Jacksonville. Designated RHP Jeff Lindgren for assignment. Optioned RHP George Soriano to Triple-A Jacksonville.
- 23** Returned RHP Jeff Lindgren to Triple-A Jacksonville.
- 22** Placed RHP Tommy Nance on the 60-day IL. Right shoulder strain. Selected the contract of RHP Jeff Lindgren from Triple-A Jacksonville. Optioned RHP Jeff Lindgren to Triple-A Jacksonville. Added RHP Jeff Lindgren as the 27th man for the doubleheader.
- 21** Placed LHP Trevor Rogers on 15-day IL (retro to 4/20). Left biceps strain. Returned from rehab and reinstated LHP Steven Okert from 15-day IL.
- 10** Selected the contract of RHP George Soriano from Triple-A Jacksonville. Placed RHP JT Chargois on the 15-day IL. Right oblique strain.
- 9** Optioned LHP Daniel Castano to Triple-A Jacksonville. Selected the contract of LHP Devin Smeltzer from Triple-A Jacksonville. Designated RHP Eli Villalobos for assignment.
- 4** Recalled INF Garrett Hampson from Triple-A Jacksonville. Recalled LHP Braxton Garrett from Triple-A Jacksonville. Selected the contract of LHP Daniel Castano from Triple-A Jacksonville. Placed RHP Johnny Cueto on the 15-day IL. Right biceps tightness. Placed INF Joey Wendle on the 10-day IL. Strained right intercostal. Designated RHP Jeff Lindgren for assignment.
- 3** Optioned LHP Braxton Garrett to Triple-A Jacksonville. Placed RHP Nic Enright on the 60-day IL. Selected the contract of RHP Jeff Lindgren from Triple-A Jacksonville.

MARCH

- 30** Placed LHP Steven Okert on the 15-day IL (retro to 3/27). Left adductor strain. Placed RHP Nic Enright on the 15-day IL (retro to 3/27). Hodgkin's Lymphoma. Placed RHP Tommy Nance on the 15-day IL (retro to 3/27). Right shoulder strain. Placed RHP Max Meyer on the 60-day IL (retro to 3/27). Recovery from Tommy John surgery. Selected INF Yuli Gurriel from Triple-A Jacksonville.
- 26** Optioned INF Jordan Groshans to Triple-A Jacksonville. Optioned INF Garrett Hampson to Triple-A Jacksonville.
- 22** Optioned OF Peyton Burdick to Triple-A Jacksonville.
- 20** Optioned OF Jerar Encarnacion to Triple-A Jacksonville. Optioned LHP Josh Simpson to Triple-A Jacksonville. Optioned RHP Eli Villalobos to Triple-A Jacksonville.
- 15** Selected INF Garrett Hampson to the 40-man roster. Placed RHP Anthony Bender on the 60-day IL. Recovery from Tommy John surgery.
- 14** Optioned RHP Sixto Sanchez to Triple-A Jacksonville. Optioned RHP George Soriano to Triple-A Jacksonville. Optioned INF Xavier Edwards to Triple-A Jacksonville.
- 12** Optioned RHP Sean Reynolds to Double-A Pensacola. Optioned INF Jacob Amaya to Triple-A Jacksonville.
- 10** Signed free agent INFs Yuli Gurriel and Jose Iglesias to minor league contracts.
- 6** Signed free agent RHP Richard Rodriguez to a minor league contract.

FEBRUARY

- 11** Acquired LHP A.J. Puk from Oakland Athletics in exchange for OF JJ Bleday.

JANUARY

- 30** Acquired RHP Matt Barnes and cash from Boston Red Sox for LHP Richard Bleier.
- 20** Acquired INF Luis Arraez from Minnesota Twins in exchange for RHP Pablo Lopez, INF Jose Salas, and OF Byron Chourio. Signed RHP Johnny Cueto. Designated LHP Daniel Castano for assignment.
- 19** Signed RHP Johnny Cueto. Designated LHP Daniel Castano for assignment.
- 18** Signed LHP Devin Smeltzer to a minor league contract.
- 11** Acquired INF Jacob Amaya from Los Angeles Dodgers in exchange for INF Miguel Rojas.
- 4** Designated INF Charles Leblanc for assignment. Signed INF Jean Segura. Miami Marlins signed RHP Enrique Burgos to a minor league contract.

INJURED LIST

SEASON IN REVIEW

OPPONENTS

GENERAL INFORMATION

PLAYER	INJURY	DATES ON IL	GAMES MISSED
Eury Perez *	Left SI joint inflammation	9/23 (retro to 9/22) - End of season	9
Tommy Nance #	Left oblique strain	9/19 - End of season	11
Jorge Soler ^	Right oblique strain	9/6 - 9/16	11
Sandy Alcantara *	Right forearm flexor strain	9/6 (retro to 9/4) - End of season	25
Avisail Garcia ^	Left hamstring strain	8/23 - End of season	34
Johnny Cueto *	Viral infection	8/21 (retro to 8/18) - 9/1	11
Huascar Brazoban *	Left hip impingement	8/14 - 9/25	36
JT Chargois *	Right rib cage strain	8/5 (retro to 8/4) - 8/24	17
Jonathan Davis #	Right knee sprain	7/5* (moved to 60-day on 7/10) - End of season	74
Andrew Nardi *	Left triceps inflammation	7/4 - 7/31	21
Jazz Chisholm Jr. ^	Left oblique strain	7/3 - 7/30	21
Jean Segura ^	Left hamstring strain	6/17 (retro to 6/15) - 6/25	10
Edward Cabrera *	Right shoulder impingement	6/17 (retro to 6/14) - 7/17	27
Matt Barnes *	Left hip impingement	6/2* (moved to 60-day on 7/28) - End of season	104
Jazz Chisholm Jr.	Turf toe (right big toe)	5/16 (retro to 5/14) - 6/25	38
A.J. Puk *	Left elbow nerve irritation	5/14 - 6/5	21
Jesus Sanchez ^	Right hamstring strain	5/14 - 5/29	14
Garrett Cooper ^	Inner ear infection	5/3 - 5/13	10
Avisail Garcia ^	Left back tightness	5/2 (retro to 4/29) - 7/29	78
Trevor Rogers #	Left biceps strain	4/21* (retro to 4/20) (moved to 60-day on 6/13) - End of season	142
JT Chargois *	Right oblique strain	4/10 - 5/15	31
Johnny Cueto #	Right biceps tightness	4/4* (moved to 60-day on 5/23) - 7/9	87
Joey Wendle ^	Strained right intercostal	4/4 (retro to 4/3) - 5/6	30
Nic Enright #	Hodgkin's Lymphoma	3/30* (moved to 60-day on 4/3) - 5/28	55
Steven Okert *	Left adductor strain	3/30 (retro to 3/27) - 4/20	19
Tommy Nance #	Right shoulder strain	3/30* (retro to 3/27) (moved to 60-day on 4/22) - 8/22	127
Max Meyer #	Tommy John surgery	3/30 (retro to 3/27) - End of season	162
Anthony Bender #	Tommy John surgery	3/15 - End of season	162

* Bold - on injured list ^ 10-day IL * 15-day IL # 60-day IL

HOW THE 2023 MARLINS WERE BUILT

FIRST-YEAR PLAYER DRAFT (9)

PLAYER	YEAR DRAFTED	ROUND
Peyton Burdick +	2019	Third
Nick Fortes	2018	Fourth
Braxton Garrett	2016	First (7th ovr)
Bryan Hoeing	2019	Seventh
Jeff Lindgren +	2019	24th
Max Meyer #	2020	First (3rd ovr)
Andrew Nardi	2019	16th
Trevor Rogers #	2017	First (13th ovr)
Josh Simpson +	2019	32nd

SIGNED AS A FREE AGENT (4 MLB/6 MILB)

PLAYER	PREVIOUS ORGANIZATION	DATE SIGNED	
Anthony Bender #	Milwaukee	November 30, 2020	FRONT OFFICE
Jon Berti	Toronto	November 29, 2018	
Huascar Brazoban	Gigantes del Cibao (D.R.)	January 4, 2022	
Johnny Cueto	Chicago-AL	January 19, 2023	
Enmanuel De Jesus +	San Francisco	December 10, 2022	FIELD STAFF
Avisail Garcia ^	Milwaukee	December 1, 2021	
Steven Okert	San Francisco	February 26, 2021	
Yuli Gurriel	Houston	March 10, 2023	
Garrett Hampson	Colorado	December 20, 2022	
Jorge Soler	Atlanta	March 22, 2022	

SIGNED AS A INTERNATIONAL FREE AGENT (3)

PLAYER	COUNTRY	DATE SIGNED
Edward Cabrera	Dominican Republic	July 2, 2015
Eury Perez *	Dominican Republic	July 2, 2019
George Soriano	Dominican Republic	August 19, 2015

ACQUIRED BY TRADE (21)

PLAYER	ACQUIRED FROM	DATE ACQUIRED	ACQUIRED FOR	
Sandy Alcantara *	St. Louis	December 14, 2017	OF Marcell Ozuna	PLAYERS
Jacob Amaya +	Los Angeles-NL	January 11, 2023	INF Miguel Rojas	
Luis Arraez	Minnesota	January 20, 2023	RHP Pablo Lopez, INF Jose Salas, and OF Byron Chourio	
Matt Barnes #	Boston	January 30, 2023	LHP Richard Bleier	CLUB HISTORY
Josh Bell	Cleveland	August 1, 2023	INF Jean Segura, INF Kahlil Watson	
Jake Burger	Chicago-AL	August 1, 2023	LHP Jake Eder	
JT Chargois	Tampa Bay	November 15, 2022	RHP Marcus Johnson, RHP Santiago Suarez	
Jazz Chisholm Jr.	Arizona	July 31, 2019	RHP Zac Gallen	
Jonathan Davis #	Detroit	May 22, 2023	OF Brady Allen	
Bryan De La Cruz	Houston	July 28, 2021	RHP Yimi Garcia	SEASON IN REVIEW
Xavier Edwards	Tampa Bay	November 15, 2022	RHP Marcus Johnson, RHP Santiago Suarez	
Jordan Groshans +	Toronto	August 2, 2022	RHP Anthony Bass, RHP Zach Pop, and C Edward Duran	
Jesus Luzardo	Oakland	July 28, 2021	OF Starling Marte	
A.J. Puk	Oakland	February 11, 2021	OF JJ Bleday	
David Robertson	New York-NL	July 28, 2023	C Ronald Hernandez, INF Marco Vargas	
Jesus Sanchez	Tampa Bay	July 31, 2019	RHP Nick Anderson, RHP Trevor Richards	
Sixto Sanchez +	Philadelphia	February 7, 2019	C J.T. Realmuto	
Tanner Scott	Baltimore	April 3, 2022	LHP Antonio Velez, OF Kevin Guerrero, and a 2022 CB-B Pick	
Jacob Stallings	Pittsburgh	November 29, 2021	RHP Zach Thompson, RHP Kyle Nicolas, and OF Connor Scott	
Ryan Weathers	San Diego	August 1, 2023	INF Garrett Cooper, RHP Sean Reynolds, and cash considerations	
Joey Wendle	Tampa Bay	November 30, 2021	OF Kameron Misner	GENERAL INFORMATION

CLAIMED OFF WAIVERS (2)

PLAYER	PREVIOUS ORGANIZATION	DATE CLAIMED
Dane Myers +	Detroit	December 7, 2022
Tommy Nance #	Chicago-NL	March 27, 2022

^ 10-Day IL | * 15-Day IL | # 60-Day IL | + MILB | (As of 10/02/2023)



MIAMI MARLINS 2023 NLWCS ROSTER



FRONT OFFICE

FIELD STAFF

PLAYERS

CLUB HISTORY

SEASON IN REVIEW

OPPONENTS

GENERAL INFORMATION

NUMERICAL ROSTER

1	Hampson, Garrett	INF
2	Chisholm Jr., Jazz	OF
3	Arraez, Luis	INF
4	Fortes, Nick	C
5	Berti, Jon	INF
7	Sánchez, Jesús	OF
9	Bell, Josh	INF
10	Gurriel, Yuli	INF
12	Soler, Jorge	OF
14	De La Cruz, Bryan	OF
18	Wendle, Joey	INF
19	Robertson, David	RHP
27	Cabrera, Edward	RHP
29	Garrett, Braxton	LHP
31	Brazoban, Huascar	RHP
35	Puk, A.J.	LHP
36	Burger, Jake	INF
43	Nardi, Andrew	LHP
44	Luzardo, Jesús	LHP
48	Okert, Steven	LHP
58	Stallings, Jacob	C
60	Weathers, Ryan	LHP
62	Soriano, George	RHP
63	Edwards, Xavier	INF
66	Scott, Tanner	LHP
84	Chargois, JT	RHP

ALPHABETICAL ROSTER

3	Arraez, Luis	INF
9	Bell, Josh	INF
5	Berti, Jon	INF
31	Brazoban, Huascar	RHP
36	Burger, Jake	INF
27	Cabrera, Edward	RHP
84	Chargois, JT	RHP
2	Chisholm Jr., Jazz	OF
14	De La Cruz, Bryan	OF
63	Edwards, Xavier	INF
4	Fortes, Nick	C
29	Garrett, Braxton	LHP
10	Gurriel, Yuli	INF
1	Hampson, Garrett	INF
44	Luzardo, Jesús	LHP
43	Nardi, Andrew	LHP
48	Okert, Steven	LHP
35	Puk, A.J.	LHP
19	Robertson, David	RHP
7	Sánchez, Jesús	OF
66	Scott, Tanner	LHP
12	Soler, Jorge	OF
62	Soriano, George	RHP
58	Stallings, Jacob	C
60	Weathers, Ryan	LHP
18	Wendle, Joey	INF

ROSTER BY POSITION

Pitchers (12)

31	Brazoban, Huascar	RHP
27	Cabrera, Edward	RHP
84	Chargois, JT	RHP
29	Garrett, Braxton	LHP
44	Luzardo, Jesús	LHP
43	Nardi, Andrew	LHP
48	Okert, Steven	LHP
35	Puk, A.J.	LHP
19	Robertson, David	RHP
66	Scott, Tanner	LHP
62	Soriano, George	RHP
60	Weathers, Ryan	LHP

Catchers (2)

4	Fortes, Nick	R/R
58	Stallings, Jacob	R/R

Infielders (8)

3	Arraez, Luis	L/R
9	Bell, Josh	S/R
5	Berti, Jon	R/R
36	Burger, Jake	R/R
63	Edwards, Xavier	S/R
10	Gurriel, Yuli	R/R
1	Hampson, Garrett	R/R
18	Wendle, Joey	L/R

Outfielders (4)

2	Chisholm Jr., Jazz	L/R
14	De La Cruz, Bryan	R/R
7	Sánchez, Jesús	L/R
12	Soler, Jorge	R/R

- As of October 3, 2023

Major League Manager/Coaches

55	Schumaker, Skip	Manager
50	Barajas, Rod	Field Coordinator
81	Benedict, Griffin	Quality Control Coach
73	Brown, Brant	Hitting Coach
21	Cepeda, Wellington	Bullpen Coach
85	Flippo, Rob	Bullpen Coordinator
46	Hart, Jason	Asst. Hitting Coach
11	Jay, Jon	1st Base Coach
57	Mabry, John	Asst. Hitting Coach
33	Reed, Jody	3rd Base Coach
30	Stottlemire Jr., Mel	Pitching Coach
40	Urueta, Luis	Bench Coach

Major League Staff

Meyer, Lee	Head Certified Athletic Trainer
Potenziano, Ben	Asst. Certified Athletic Trainer
Eric Reigelberger	Certified Athletic Trainer
Verner, Brendan	Head Strength & Conditioning Coach
Myers, Mike	Asst. Strength & Conditioning Coach
Turpin, Andrew	Physical Therapist
Tanaka, Koji	Massage Therapist
Baum, Hunter	Major League Registered Dietitian
Aleksa, Marius	Major League Mental Skills Coach



1997 POSTSEASON NOTES

POSTSEASON FIRSTS

The Florida Marlins played their first franchise postseason game on September 30, 1997, a 2-1 win over the San Francisco Giants in Miami. Kevin Brown threw the first playoff pitch in franchise history, to Darryl Hamilton. Brown collected the first Florida postseason strikeout, fanning J.T. Snow to lead off the second inning. Brown retired the first 14 Giants he faced before allowing the first hit to an opponent, a single to Stan Javier with two outs in the fifth inning. Florida's first postseason batter was Devon White, who faced Kirk Rueter and popped out to second baseman Jeff Kent. The first Marlin to reach base was Gary Sheffield on a two-out first-inning walk. The first Florida hit came off the bat of Bobby Bonilla, following the Sheffield walk. The first run allowed by Florida came in the top of the seventh when Bill Mueller hit a leadoff homer. The Marlins scored their first run in the bottom of the inning, on a Charles Johnson leadoff homer.

A FIRST FOR EVERYTHING

The Marlins became the first team to qualify for the postseason and win the World Series as a Wild Card. At the time, Florida was the fastest expansion team to win the World Series, done in their fifth season. The Arizona Diamondbacks surpassed Florida's mark, winning their World Series title in 2001, their fourth season.

RECORD WINNING STREAKS

The Marlins were the third team in postseason history to sweep their first playoff series in team history, joining the 1914 Braves, who swept the Philadelphia A's, and the 1969 New York Mets, who swept Atlanta. Florida began its postseason run with four straight wins, only the second team in baseball history with a franchise-opening playoff win streak of four or more games. The Braves won five straight games to open their postseason history, a four-game sweep in the 1914 World Series, and a win over Cleveland in the 1948 postseason.

NATIONAL LEAGUE DIVISION SERIES NOTES

SWEEPING SUCCESS

With their 3-0 sweep over the Giants, the Marlins became the fastest expansion team to win a postseason series (surpassed by Arizona in 2001). Prior to the Marlins, the fastest NL team to win a playoff series was the New York Mets, in their eighth season. The Marlins won each of the three games over the Giants in comeback fashion, including games one and two in their final at-bats. The 1997 Marlins led the Majors with 24 last at-bat victories in the regular season.

NATIONAL LEAGUE CHAMPIONSHIP SERIES NOTES

LIVAN MOST VALUABLE, PART 1

Liván Hernández went 2-0 with a 0.84 ERA in two appearances (one start) in the NLCS vs. Atlanta. He became the first pitcher in LCS history to record a win as both a starter (Game 5) and as a reliever (Game 3) in the same series. In Game 5, Hernández established an NLCS record and tied an LCS record with 15 strikeouts, the second-highest strikeout game in postseason history. His 2-1, three-hit win in Game 5 was his first Major League complete game.

NUMBERS DON'T ALWAYS MATCH UP

The 1997 Marlins became the second team to advance to the World Series, despite posting a lower batting average and higher ERA than their LCS opponent. The Braves outhit the Marlins .253 to .199 and had a 2.60 ERA, compared to Florida's 3.57. The first time it happened was in 1992 when the Braves topped the Pittsburgh Pirates in a series managed by Bobby Cox and Jim Leyland.

WORLD SERIES NOTES

LIVAN MOST VALUABLE, PART 2

Liván Hernández (2-0, 5.27 ERA) became the second rookie in MLB history to win the World Series MVP award, joining Larry Sherry of Los Angeles-NL, who claimed the honor in 1959. Hernández also became the first rookie pitcher in 50 years to win two World Series starts. The last rookie to do it was the Yankees' Spec Shea in 1947. Hernández became the youngest pitcher to win a World Series opener at the age of 22 years, 7 months, and 28 days. He was the first rookie to win a Series game since Atlanta's Mike Stanton on October 23, 1991 (G4 vs. MIN), and the first rookie starter to win since Baltimore's Storm Davis on October 15, 1983 (G4 at PHI). Prior to Hernández, the last rookie starter to win a Series opener was Philadelphia's Bob Walk (October 14, 1980 vs. KC).

JIM LEYLAND

Marlins manager Jim Leyland became the first World Series manager not to have played in a Major League game since Boston's John McNamara in 1986. The last National League skipper without Major League playing experience was Philadelphia's Paul Owens in 1983. Leyland became the first manager to win his World Series debut since Cincinnati's Lou Piniella on October 16, 1990, vs. Oakland.

BRRRR

In Game Three of the World Series, on October 21, the Marlins and Indians played in 15-degree wind chill temperatures, the coldest World Series game ever played, according to records kept.

PLAYING EXTRAS

Game Seven of the World Series, won by Florida, 3-2, on an Edgar Renteria single off Charles Nagy in the bottom of the 11th inning, was the third Game Seven in World Series history to go to extra innings. The others were played in 1924 and 1991.

NOTABLE ACCOMPLISHMENTS

Jeff Conine became the first player to go from the expansion draft to the World Series with the same team. Conine was selected from Kansas City with the 22nd pick in the 1992 expansion draft. Conine and Alex Arias are the first players to play for a team in its inaugural season and reach the Fall Classic since the Mets' Ed Kranepool in 1969.

A WINNING DEBUT

The Marlins won their first-ever World Series game on October 18, 7-4, over Cleveland at home. The prior team to win their first-ever World Series game was Toronto in 1992.

ALTERNATING WINS

The Marlins won World Series games one, three, five, and seven, while the Indians took games two, four, and six. It marked the third time in World Series history that teams alternated victories in all seven games, joining the 1909 Fall Classic between the Pirates and Tigers, and the Yankees and Giants in 1962.

A HEART-STOPPER

Game Seven of the World Series marked the fourth time in World Series history that a winner-take-all game in the Fall Classic went into extra innings, along with the 1991 Series (MIN vs. ATL), the 1924 Series (WAS vs. NYG), and the 1912 Series (BOS vs. NYG). Overall, it marked the seventh time that a deciding World Series game went to extra innings, along with the 1933, 1939, and 1996 games. The 1997 Series was the 10th time a Fall Classic was won by the home team in the bottom of the ninth inning or later (with 1912, 1924, 1927, 1929, 1935, 1953, 1960, 1991, and 1993) and the fifth time in a winner-take-all situation.



FRONT OFFICE

FIELD STAFF

PLAYERS

CLUB HISTORY

SEASON IN REVIEW

OPPONENTS

GENERAL INFORMATION



1997 POSTSEASON LINESCORES

NATIONAL LEAGUE DIVISION SERIES

NLDS GAME ONE - SEPTEMBER 30, 1997 FLORIDA MARLINS 2, SAN FRANCISCO GIANTS 1

T - 2:48. A - 42,167.

	1	2	3	4	5	6	7	8	9	R	H	E	LOB
GIANTS	0	0	0	0	0	0	1	0	0	1	4	0	2
MARLINS	0	0	0	0	0	0	1	0	1	2	7	0	10

W - Dennis Cook (1-0) L - Julian Tavarez (0-1)

NLDS GAME TWO - OCTOBER 1, 1997 FLORIDA MARLINS 7, SAN FRANCISCO GIANTS 6

T - 3:12. A - 41,283.

	1	2	3	4	5	6	7	8	9	R	H	E	LOB
GIANTS	1	1	1	1	0	0	1	0	1	6	11	0	8
MARLINS	2	0	1	2	0	1	0	0	1	7	10	2	10

W - Robb Nen (1-0) L - Roberto Hernández (0-1)

NLDS GAME THREE - OCTOBER 3, 1997 FLORIDA MARLINS 6, SAN FRANCISCO GIANTS 2

T - 3:22. A - 57,188.

	1	2	3	4	5	6	7	8	9	R	H	E	LOB
MARLINS	0	0	0	0	0	4	0	2	0	6	10	2	8
GIANTS	0	0	0	1	0	1	0	0	0	2	7	0	7

W - Alex Fernández (1-0) L - Wilson Alvarez (0-1)

NATIONAL LEAGUE CHAMPIONSHIP SERIES

NLCS GAME ONE - OCTOBER 7, 1997 FLORIDA MARLINS 5, ATLANTA BRAVES 3

T - 3:22. A - 57,188.

	1	2	3	4	5	6	7	8	9	R	H	E	LOB
MARLINS	3	0	2	0	0	0	0	0	0	5	6	0	6
BRAVES	1	0	1	0	0	1	0	0	0	3	5	2	7

W - Kevin Brown (1-0) L - Greg Maddux (1-1)
S - Robb Nen (1)

NLCS GAME TWO - OCTOBER 8, 1997 ATLANTA BRAVES 7, FLORIDA MARLINS 1

T - 2:51. A - 48,933.

	1	2	3	4	5	6	7	8	9	R	H	E	LOB
MARLINS	0	0	0	0	0	0	0	1	0	1	3	1	4
BRAVES	3	0	2	0	0	0	2	0	X	7	13	0	8

W - Tom Glavine (2-0) L - Alex Fernández (1-1)

NLCS GAME THREE - OCTOBER 10, 1997 FLORIDA MARLINS 5, ATLANTA BRAVES 2

T - 2:59. A - 53,857.

	1	2	3	4	5	6	7	8	9	R	H	E	LOB
BRAVES	0	0	0	1	0	1	0	0	0	2	6	1	6
MARLINS	0	0	0	1	0	4	0	0	X	5	8	1	7

W - Livan Hernández (1-0) L - John Smoltz (1-1)
S - Robb Nen (2)

NLCS GAME FOUR - OCTOBER 11, 1997 ATLANTA BRAVES 4, FLORIDA MARLINS 0

T - 2:48. A - 54,890.

	1	2	3	4	5	6	7	8	9	R	H	E	LOB
BRAVES	1	0	1	0	2	0	0	0	0	4	11	0	8
MARLINS	0	0	0	0	0	0	0	0	0	0	4	0	5

W - Denny Neagle (1-0) L - Al Leiter (0-1)

NLCS GAME FIVE - OCTOBER 12, 1997 FLORIDA MARLINS 2, ATLANTA BRAVES 1

T - 2:27. A - 51,982.

	1	2	3	4	5	6	7	8	9	R	H	E	LOB
BRAVES	0	1	0	0	0	0	0	0	0	1	3	0	3
MARLINS	1	0	0	0	0	0	1	0	X	2	5	0	3

W - Livan Hernández (2-0) L - Greg Maddux (1-2)

NLCS GAME SIX - OCTOBER 14, 1997 FLORIDA MARLINS 7, ATLANTA BRAVES 4

T - 3:10. A - 50,446.

	1	2	3	4	5	6	7	8	9	R	H	E	LOB
MARLINS	4	0	0	0	0	3	0	0	0	7	10	1	11
BRAVES	1	2	0	0	0	0	0	0	1	4	11	1	8

W - Kevin Brown (2-0) L - Tom Glavine (2-1)

FRONT OFFICE

FIELD STAFF

PLAYERS

CLUB HISTORY

SEASON IN REVIEW

OPPONENTS

GENERAL INFORMATION



1997 POSTSEASON LINESCORES

WORLD SERIES

WORLD SERIES GAME ONE - OCTOBER 18, 1997 FLORIDA MARLINS 7, CLEVELAND INDIANS 4

T - 3:19. A - 67,245.

	1	2	3	4	5	6	7	8	9	R	H	E	LOB
INDIANS	1	0	0	0	1	1	0	1	0	4	11	0	12
MARLINS	0	0	1	4	2	0	0	0	X	7	7	1	6

W - Livan Hernández (3-0) L - Orel Hershiser (0-1)
S - Robb Nen (3)

WORLD SERIES GAME TWO - OCTOBER 19, 1997 CLEVELAND INDIANS 6, FLORIDA MARLINS 1

T - 2:48. A - 67,025.

	1	2	3	4	5	6	7	8	9	R	H	E	LOB
INDIANS	1	0	0	0	3	2	0	0	0	6	14	0	6
MARLINS	1	0	0	0	0	0	0	0	0	1	8	0	9

W - Chad Ogea (1-2) L - Kevin Brown (2-1)

WORLD SERIES GAME THREE - OCTOBER 21, 1997 FLORIDA MARLINS 14, CLEVELAND INDIANS 11

T - 4:12. A - 44,880.

	1	2	3	4	5	6	7	8	9	R	H	E	LOB
MARLINS	1	0	1	1	0	2	2	0	7	14	16	3	9
INDIANS	2	0	0	3	2	0	0	0	4	11	10	3	9

W - Dennis Cook (2-0) L - Eric Plunk (1-2)

WORLD SERIES GAME FOUR - OCTOBER 22, 1997 CLEVELAND INDIANS 10, FLORIDA MARLINS 3

T - 3:15. A - 44,877.

	1	2	3	4	5	6	7	8	9	R	H	E	LOB
MARLINS	0	0	0	1	0	2	0	0	0	3	6	2	6
INDIANS	3	0	3	0	0	1	1	2	X	10	15	0	10

W - Jaret Wright (3-0) L - Tony Saunders (0-1)
S - Brian Anderson (1)

WORLD SERIES GAME FIVE - OCTOBER 23, 1997 FLORIDA MARLINS 8, CLEVELAND INDIANS 7

T - 3:39. A - 44,888.

	1	2	3	4	5	6	7	8	9	R	H	E	LOB
MARLINS	0	2	0	0	0	4	0	1	1	8	15	2	9
INDIANS	0	1	3	0	0	0	0	0	3	7	9	0	9

W - Livan Hernández (4-0) L - Orel Hershiser (0-2)
S - Robb Nen (4)

WORLD SERIES GAME SIX - OCTOBER 25, 1997 CLEVELAND INDIANS 4, FLORIDA MARLINS 1

T - 3:15. A - 67,498.

	1	2	3	4	5	6	7	8	9	R	H	E	LOB
INDIANS	0	2	1	0	1	0	0	0	0	4	7	0	5
MARLINS	0	0	0	0	1	0	0	0	0	1	8	0	11

W - Chad Ogea (2-2) L - Kevin Brown (2-2)
S - Jose Mesa (4)

WORLD SERIES GAME SEVEN - OCTOBER 26, 1997 FLORIDA MARLINS 3, CLEVELAND INDIANS 2

T - 4:10. A - 67,204.

	1	2	3	4	5	6	7	8	9	10	11	R	H	E	LOB
INDIANS	0	0	2	0	0	0	0	0	0	0	0	2	6	2	8
MARLINS	0	0	0	0	0	0	1	0	1	0	1	3	8	0	12

W - Jay Powell (1-0) L - Charles Nagy (0-2)



The Florida Marlins celebrating after winning the 1997 World Series at Pro Player Stadium on October 26, 1997 in Miami Gardens, FL.

MARLINS NOTES

THE MARLINS ARE ONE OF FOUR MAJOR LEAGUE BASEBALL EXPANSION TEAMS TO WIN MULTIPLE WORLD SERIES. FLORIDA ACCOMPLISHED THE FEAT IN THEIR FIRST 11 SEASONS, THE FASTEST AMONG THEIR EXPANSION MATES.

TEAM	EXPANSION YEAR	WORLD TITLES	YEARS
MARLINS	1993	1997, 2003	11
BLUE JAYS	1977	1992, 1993	17
METS	1962	1969, 1986	25
ROYALS	1969	1985, 2015	47

FRONT OFFICE

FIELD STAFF

PLAYERS

CLUB HISTORY

SEASON IN REVIEW

OPPONENTS

GENERAL INFORMATION



2003 POSTSEASON NOTES

FRONT OFFICE

The Marlins entered the 2003 postseason as the National League's Wild Card entry, the fourth team in Major League Baseball history to enter the playoffs as the Wild Card multiple times. The Marlins (also Wild Card in 1997), joined the New York Mets (1999 and 2000), the New York Yankees (1995 and 1997), and the Boston Red Sox (1998, 1999 and 2003). Florida is one of three Major League Baseball expansion teams to make the postseason at least twice in their first 11 seasons. Kansas City came into play in 1969 and made the postseason in 1976, 1977, and 1978. Arizona began play in 1998 and saw postseason action in 1999, 2001, and 2002. The Marlins are one of six teams to advance to the World Series as a Wild Card team and one of four (with the Angels, Red Sox, and Giants) to win it.

SIX STRAIGHT

The Marlins concluded the World Series with wins in each of their six playoff series to open the Club's franchise history. The six straight playoff series wins surpass the mark of consecutive postseason series wins to begin a team's playoff history, done by the Boston Red Sox from 1903-1918.

A WILD POSTSEASON

During the 2003 postseason, the Marlins posted three extra-inning victories, notched three wins when trailing by three or more runs, and collected four wins in their final at-bats. According to Jayson Stark on ESPN.com, the Marlins are the fourth team in postseason history with three extra-inning wins and are the fourth team to win three games when trailing by three or more runs. Additionally, no postseason team had ever won more than four games in their last at-bat.

RECORD-SETTING CROWDS

The NLCS Game 4 crowd of 65,829 against the Cubs on October 12 set a new LCS attendance record, surpassing the previous mark of 65,476 (HOU @ PHI on 10/8/80). The Marlins also set a DS attendance record, drawing 65,464 in Game 4 vs. San Francisco (October 4). The October 23 World Series crowd of 65,975 was the largest World Series crowd since Game 7 of the 1997 Series when the Marlins drew 67,204 to see Florida host the Cleveland Indians.

NATIONAL LEAGUE DIVISION SERIES

A SERIES FOR THE AGES

The NL Division Series between the Marlins and Giants featured 72-year-old Jack McKeon and 68-year-old Felipe Alou. McKeon was the oldest manager to participate in postseason play in Major League Baseball history, while Felipe Alou was the fourth-oldest. Below is a look at the list:

JACK McKEON	2003 FLORIDA	72 YEARS OLD
Casey Stengel	1960 New York (AL)	70 years old
Davey Johnson	2012 Washington	69 years old
Connie Mack	1937 Philadelphia (AL)	68 years old
Tommy Lasorda	1995 Los Angeles (NL)	68 years old
Felipe Alou	2003 San Francisco	68 years old
Jim Leyland	2013 Detroit	68 years old

The two opposing skippers in this NLDS, McKeon and Alou, had a combined age of 140 years, the highest combined age of any two managers facing each other in postseason history. Below is a look:

COMB. AGE	YEAR	TEAMS	MANAGER
140	2003	FLA-SF (DS)	McKeon / Alou
128	1958	NY-Y-ATL (WS)	Stengel / Haney
126	1957	ATL-NY-Y (WS)	Haney / Stengel
123	1949	BRO-NY-Y (WS)	Shotton / Stengel
119	2013	DET-BOS (CS)	Leyland / Farrell
118	1953	BRO-NY-Y (WS)	Dressen / Stengel

OH THOSE LEFT ON BASE

The Marlins and Giants combined to leave 30 men on base on October 3, setting a new NLDS record. The previous mark was 26, done by the Giants (16) and Mets (10) in a 13-inning contest on October 7, 2000.

WHAT WAYS TO WIN IT

The Marlins closed out their series with the Giants in rather historic ways. On Friday, October 3, the Marlins downed the Giants, 4-3 in 11 innings. The Giants scored an unearned run in the top of the 11th and the Marlins countered with two unearned tallies in the bottom. It marked the first time since Game 8 of the 1912 World Series that a team came from behind to win a postseason game with two unearned runs in the bottom of an extra inning, according to the *Elias Sports Bureau*.

The Marlins followed that classic ending with more excitement on Saturday afternoon, October 4, when the Fish ended the NLDS with a 7-6 win over the Giants. The game ended as Jeff Conine threw out J.T. Snow at home plate on a Jeffrey Hammonds single to left. According to the *Elias Sports Bureau*, the event marked the first time in Major League Baseball postseason history that a series ended with the tying run being thrown out at home plate.

CABRERA MATCHES POSTSEASON MARK

Miguel Cabrera went 4x5 in Game 4 of the National League Division Series vs. San Francisco. The four hits tied a Major League postseason record for hits by a rookie, joining NYY's Derek Jeter (1996 ALCS G1), LAD's Chad Fonville (1995 NLDS G2), NYG's Freddie Lindstrom (1924 WS G5) and STL Browns' Joe Garagiola (1946 WS G4).

Cabrera had four home runs and 12 RBI in the 2003 postseason, the best single-season rookie home run and RBI marks in MLB playoff history. Entering this postseason, Willie McGee (1982 STL) held the rookie RBI mark at 10. Hideki Matsui had 11 RBI in the 2003 playoffs, one behind Cabrera.

NATIONAL LEAGUE CHAMPIONSHIP SERIES

PINCH ME

Mike Lowell became the sixth player in MLB post-season history to hit a pinch-hit home run in extra innings when he homered in the top of the 11th inning on October 7 at Chicago. Below is a look at the all-time postseason extra-inning PH homer list:

MIKE LOWELL (FLA).....	G1 2003 NLCS at CHC
Trot Nixon (BOS).....	G3 2003 ALDS vs. Oak
Mike Pagliarulo (MIN).....	G3 1991 ALCS at TOR
George Vukovich (PHI).....	G4 1981 NLDS vs. MON
John Lowenstein (BAL).....	G1 1979 ALCS vs. CAL
Dusty Rhodes (SF).....	G1 1954 WS vs. CLE

HOMERS SHALL FLY

The Marlins hit a team postseason-high four home runs on October 7 at Chicago. Three of the homers (by Rodriguez, Encarnacion, and Cabrera) came in the third inning, marking the first time in NLCS history that a team homered three times in an inning. Cabrera's and Encarnacion's homers were back-to-back, the seventh time in NLCS history that a team had players hit back-to-back homers.

A RECORD-SETTING NIGHT

The 17 extra-base hits by the Marlins and Cubs on October 7 set a new LCS record, surpassing the previous mark of 12, done on October 5, 1975 (OAK and BOS) and October 9, 1993 (PHI and ATL). The seven HRs by both teams also set a new LCS record.

CABRERA AMONG THE YOUNGEST

On October 7 at Chicago, Miguel Cabrera became the second-youngest player to homer in the postseason, at 20 years, 182 days. The youngest player to go deep in the playoffs was Atlanta's Andruw Jones (19.178) on 10/17/96 vs. STL.

BECKETT'S BEST

The Marlins forced a Game 6 in the NLCS as RHP Josh Beckett threw the first complete game (CG SHO) of his career (regular and postseason) on October 12. The two-hit shutout by Beckett tied the NLCS record for fewest hits allowed in a complete game, joining CIN's Ross Grimley (10/10/72), NY's Jon Matlack (10/7/73), and SF's Dave Dravecky (10/7/87). Beckett's effort was the 15th complete game shutout in NLCS history. Beckett became the first pitcher to shut out the Cubs in a postseason game since Boston's Babe Ruth, who blanked the Cubs in Game 1 of the 1918 World Series.

FIELD STAFF

PLAYERS

CLUB HISTORY

SEASON IN REVIEW

OPPONENTS

GENERAL INFORMATION



2003 POSTSEASON NOTES

DONTRELLE WITH THE BAT

Dontrelle Willis became the first Marlins pitcher to collect a multi-hit game in postseason play as he went 3x3 on October 4 vs. SF. Willis' three hits set a postseason rookie pitcher record. He was the first pitcher to post a three-hit postseason game since LA's Orel Hershiser did it in Game Two of the 1988 World Series vs. Oakland.

IN SELECT COMPANY

According to research by ESPN, Josh Beckett became the third pitcher in postseason history to throw a complete game shutout, allowing two hits or less and fanning 10 or more. Beckett joins Roger Clemens (2000 ALCS vs. SEA, 15 K) and Big Ed Walsh (1906 WS vs. CHC, 12 K) on that list.

IN AN ELIMINATION GAME

According to Jayson Stark of ESPN.com, Beckett became the fourth pitcher in the last 40 years to pitch a CG SHO with his team facing elimination (excluding G7's in LCS or WS or G5's in DS). Beckett joined the list with Curt Schilling (1993 WS), Danny Jackson (1985 ALCS), and Joe Coleman (1972 ALCS).

BIG INNING

The Marlins scored all eight of their runs in the eighth inning on October 14 at Chicago in an 8-3 win. The eight-run inning established a Marlins playoff record, surpassing their previous best of seven, done in the ninth inning of Game 3 of the 1997 World Series (October 21). The eight-run inning also tied an overall Marlins' record for runs scored in an inning, done for the ninth time overall and the first time since July 25, 2003 vs. PHI. The Fish were one run from tying the all-time NLCS record (nine), done by St. Louis in the second inning on October 13, 1985 vs. LA.

According to ESPN, the Marlins became the fifth team in LCS history to come back from a three-run or greater deficit in postseason play to win when facing elimination, and the first since Game 5 of the 1986 ALCS (Game 5 - Boston at California).

BACK FROM 3-1

The Marlins became the fourth team in LCS history (since 1985) to overcome a 3-1 deficit to capture the pennant. Prior to Florida's accomplishment, only one NL team had done it, the 1996 Atlanta Braves, who won three straight over St. Louis to advance to the World Series. Below is a look at the list of 3-1 LCS comebacks:

YEAR	LCS COMEBACKS	WORLD SERIES RESULT
1985	KC over Toronto	KC over STL (4-3)
1986	Boston over California	NYM over BOS (4-3)
1996	Atlanta over St. Louis	NYM over ATL (4-2)
2003	Florida over Chicago	FLA over NYY (4-2)
2007	Boston over Cleveland	BOS over COL (4-0)

AN MVP PERFORMANCE

Marlins' catcher Pudge Rodríguez was named the NLCS Most Valuable Player, as he hit .321 (9x28) with two home runs and 10 RBI. The 10 RBI set a new NLCS record, surpassing the previous mark of nine, done by San Francisco's Matt Williams in 1989. Rodríguez became the fifth catcher in NLCS history to win MVP honors. Pudge joins STL's Darrell Porter (1982), ATL's Javy Lopez (1996), ATL's Eddie Pérez (1999) and SF's Benito Santiago (2002).

A TOUGH TRICK TURNED

The Marlins advanced to the World Series by winning consecutive road games trailing three games to one, a feat done for the fifth time in postseason history: 1958 (NYY over MIL Braves in WS), 1968 (DET over STL in WS), 1979 (PIT over BAL in WS), 1985 (KC over TOR in ALCS) and 2003 (FLA over CHC in NLCS).

WORLD SERIES

The Marlins became the first team in MLB history to reach the World Series as a Wild Card entry twice.



OF HISTORIC SIGNIFICANCE

The Marlins became the third expansion team to win multiple World Series, joining the New York Mets and Toronto Blue Jays. The Jays won their two World Championships in their first 17 seasons, while the Mets did it in their first 25 campaigns. The Marlins won two World Championships in their first 11 Major League seasons. The Marlins would become the first team in the post-expansion era to accomplish the feat.

JACK MCKEON

Marlins' manager Jack McKeon became the second manager in Major League Baseball history to lead his team to a World Series championship after taking over his Club during the season. The first manager to accomplish the feat was the Yankees' Bob Lemon in 1978 when he replaced Billy Martin.



EXPANSION NOTABLES

The Marlins were one of five expansion teams to reach the World Series multiple times. The New York Mets lead the list with five Fall Classic entries (win in 1969, loss in 1973, win in 1986, loss in 2000, and loss in 2015). The Kansas City Royals have the second-most with four (loss in 1980, win in 1985, loss in 2014, and win in 2015), while the Marlins, San Diego Padres (loss in 1984 and loss in 1998), and Toronto Blue Jays (win in 1992, win in 1993) have each made two World Series appearances.

AGE IS A STATE OF MIND

Marlins' manager Jack McKeon became the oldest skipper to lead his team to the World Series, as the Series opened with McKeon 72 years and 329 days old. McKeon is ahead of Casey Stengel (70.067 in 1960 with NYY), Connie Mack (68.283 in 1931 with PHA), Stengel (68.063 in 1958 with NYY), Mack (67.283 in 1930 with PHA) and Stengel (67.064 in 1957 with NYY). McKeon was the first manager since Philadelphia's Paul Owens (in 1983) to lead his team to the World Series after not beginning the season as that Club's skipper.

HOW DO YOU DO, MR. GONZÁLEZ

Alex González hit a walk-off homer off the Yankees' Jeff Weaver in the bottom of the 12th inning on October 22. It marked the first walk-off homer in Marlins postseason history and holds significance in baseball history. It marked the 13th time that a World Series game ended on a home run and the first time since October 31, 2001 (G4 vs. ARI), when Derek Jeter homered in the bottom of the 10th inning.

According to research done by ESPN, González was the third player in baseball history to have his first career postseason homer come as a World Series walk off, joining Dusty Rhodes (1954 NYG vs. CLE) and Eddie Mathews (1957 MIL Braves vs. NYY). ESPN also noted that González was the third player to hit a walk-off homer against the Yankees in World Series play, joining Bill Mazeroski (1960 G7, with PIT) and Mathews (1957 G4, with MIL).

A PENNY FOR YOUR THOUGHTS

RHP Brad Penny went 2-0 with a 2.19 ERA in two World Series starts against the Yankees. Penny became the 13th pitcher to beat the Yankees twice in the same Series, joining Sandy Koufax, Bob Gibson, and Randy Johnson as the only four to do so in the last 40 years.

BECKETT NAMED WORLD SERIES MVP

Josh Beckett (1-1, 1.10 ERA in WS) became the youngest World Series MVP since 22-year-old Liván Hernández claimed the honor for the Marlins in 1997. Beckett became the first pitcher since Minnesota's Jack Morris in 1991 to pitch a complete-game shutout in a deciding World Series game, the 19th overall in baseball history. It was the first complete game shutout in a World Series game since Arizona's Randy Johnson on October 28, 2001 at New York. Beckett's five hits were the fewest hits in a deciding complete game shutout since Baltimore's Scott McGregor (5) in 1983. He became the youngest pitcher to win a deciding World Series game (23 years, 5 months, 10 days) since Kansas City's Bret Saberhagen (21.6.16) in 1985. Beckett fanned 47 batters in the 2003 postseason, tying Randy Johnson (2001) for second-most strikeouts in a single postseason behind Arizona's Curt Schilling in 2001 (56).

FRONT OFFICE

FIELD STAFF

PLAYERS

CLUB HISTORY

SEASON IN REVIEW

OPPONENTS

GENERAL INFORMATION



2003 POSTSEASON LINESCORES

NATIONAL LEAGUE DIVISION SERIES

NLDS GAME ONE - SEPTEMBER 30, 2003 SAN FRANCISCO GIANTS 2, FLORIDA MARLINS 0

T - 2:33. A - 43,704.

	1	2	3	4	5	6	7	8	9	R	H	E	LOB
MARLINS	0	0	0	0	0	0	0	0	0	0	3	1	4
GIANTS	0	0	0	1	0	0	0	1	X	2	3	2	7

W - Jason Schmidt (1-0) L - Josh Beckett (0-1)

NLDS GAME TWO - OCTOBER 1, 2003 FLORIDA MARLINS 9, SAN FRANCISCO GIANTS 5

T - 3:06. A - 43,766.

	1	2	3	4	5	6	7	8	9	R	H	E	LOB
MARLINS	1	0	0	3	3	1	1	0		9	14	0	8
GIANTS	1	0	0	3	1	0	0	0		5	8	2	6

W - Carl Pavano (1-0) L - Joe Nathan (0-1)

NLDS GAME THREE - OCTOBER 3, 2003 FLORIDA MARLINS 4, SAN FRANCISCO GIANTS 3

T - 4:11. A - 61,488.

	1	2	3	4	5	6	7	8	9	10	11	R	H	E	LOB
GIANTS	0	0	0	0	2	0	0	0	0	1	3	12	1		18
MARLINS	2	0	0	0	0	0	0	0	0	2	4	8	1		12

W - Braden Loper (1-0) L - Tim Worrell (0-1)

NLDS GAME FOUR - OCTOBER 4, 2003 FLORIDA MARLINS 7, SAN FRANCISCO GIANTS 6

T - 3:19. A - 65,464.

	1	2	3	4	5	6	7	8	9	R	H	E	LOB
GIANTS	0	1	0	0	0	4	0	0	1	6	9	2	5
MARLINS	0	1	2	2	0	0	0	2	X	7	12	0	11

W - Carl Pavano (2-0) L - Felix Rodriguez (0-1)
S - Ugueth Urbina (1)

NATIONAL LEAGUE CHAMPIONSHIP SERIES

NLCS GAME ONE - OCTOBER 7, 2003 FLORIDA MARLINS 9, CHICAGO CUBS 8

T - 3:44. A - 39,567.

	1	2	3	4	5	6	7	8	9	10	11	R	H	E	LOB
MARLINS	0	0	5	0	0	1	0	0	2	0	1	9	14	1	8
CUBS	4	0	0	0	0	2	0	0	2	0	0	8	11	1	5

W - Ugueth Urbina (1-0) L - Mark Guthrie (0-1)
S - Braden Loper (1)

NLCS GAME TWO - OCTOBER 8, 2003 CHICAGO CUBS 12, FLORIDA MARLINS 3

T - 3:02. A - 39,562.

	1	2	3	4	5	6	7	8	9	R	H	E	LOB
MARLINS	0	0	0	0	0	2	0	1	0	3	9	1	8
CUBS	2	3	3	0	3	1	0	0	X	12	16	1	8

W - Mark Prior (2-0) L - Brad Penny (0-1)

NLCS GAME THREE - OCTOBER 10, 2003 CHICAGO CUBS 5, FLORIDA MARLINS 4

T - 4:16. A - 65,115.

	1	2	3	4	5	6	7	8	9	10	11	R	H	E	LOB
CUBS	1	1	0	0	0	0	0	2	0	0	1	5	12	0	12
MARLINS	0	1	0	0	0	0	2	1	0	0	0	4	10	0	12

W - Joe Borowski (1-0) L - Michael Tejera (0-1)
S - Mike Remlinger (1)

NLCS GAME FOUR - OCTOBER 11, 2003 CHICAGO CUBS 8, FLORIDA MARLINS 3

T - 2:58. A - 65,829.

	1	2	3	4	5	6	7	8	9	R	H	E	LOB
CUBS	4	0	2	1	0	0	1	0	0	8	8	0	8
MARLINS	0	0	0	0	2	0	0	1	0	3	6	1	4

W - Matt Clement (1-1) L - Dontrelle Willis (0-1)

NLCS GAME FIVE - OCTOBER 12, 2003 FLORIDA MARLINS 4, CHICAGO CUBS 0

T - 2:42. A - 65,279.

	1	2	3	4	5	6	7	8	9	R	H	E	LOB
CUBS	0	0	0	0	0	0	0	0	0	0	2	0	3
MARLINS	0	0	0	0	2	0	1	1	X	4	8	0	9

W - Josh Beckett (1-1) L - Carlos Zambrano (0-1)

NLCS GAME SIX - OCTOBER 14, 2003 FLORIDA MARLINS 8, CHICAGO CUBS 3

T - 3:00. A - 39,577.

	1	2	3	4	5	6	7	8	9	R	H	E	LOB
MARLINS	0	0	0	0	0	0	0	8	0	8	9	0	6
CUBS	1	0	0	0	1	1	0	0		3	10	2	7

W - Chad Fox (1-0) L - Mark Prior (2-1)

NLCS GAME SEVEN - OCTOBER 15, 2003 FLORIDA MARLINS 9, CHICAGO CUBS 6

T - 3:11. A - 39,574.

	1	2	3	4	5	6	7	8	9	R	H	E	LOB
MARLINS	3	0	0	0	3	1	2	0	0	9	12	0	6
CUBS	0	3	2	0	0	0	1	0	0	6	6	0	2

W - Brad Penny (1-1) L - Kerry Wood (2-1)
S - Ugueth Urbina (2)

FRONT OFFICE

FIELD STAFF

PLAYERS

CLUB HISTORY

SEASON IN REVIEW

OPPONENTS

GENERAL INFORMATION



2003 POSTSEASON LINESCORES

WORLD SERIES

WORLD SERIES GAME ONE - OCTOBER 18, 2003 FLORIDA MARLINS 3, NEW YORK YANKEES 2

T - 3:43. A - 55,769.

	1	2	3	4	5	6	7	8	9	R	H	E	LOB
MARLINS	1	0	0	0	2	0	0	0	0	3	7	1	8
YANKEES	0	0	1	0	0	1	0	0	0	2	9	0	9

W - Brad Penny (2-1) L - David Wells (2-1)
S - Ugueth Urbina (3)

WORLD SERIES GAME TWO - OCTOBER 19, 2003 NEW YORK YANKEES 6, FLORIDA MARLINS 1

T - 2:56. A - 55,750.

	1	2	3	4	5	6	7	8	9	R	H	E	LOB
MARLINS	0	0	0	0	0	0	0	0	1	1	6	0	5
YANKEES	3	1	0	2	0	0	0	0	0	6	10	2	6

W - Andy Pettitte (3-0) L - Mark Redman (0-1)

WORLD SERIES GAME THREE - OCTOBER 21, 2003 NEW YORK YANKEES 6, FLORIDA MARLINS 1

T - 3:21. A - 65,731.

	1	2	3	4	5	6	7	8	9	R	H	E	LOB
YANKEES	0	0	0	1	0	0	0	1	4	6	6	1	8
MARLINS	1	0	0	0	0	0	0	0	0	1	8	0	8

W - Mike Mussina (1-2) L - Josh Beckett (1-2)
S - Mariano Rivera (5)

WORLD SERIES GAME FOUR - OCTOBER 22, 2003 FLORIDA MARLINS 4, NEW YORK YANKEES 3

T - 4:03. A - 65,934.

	1	2	3	4	5	6	7	8	9	10	11	12	R	H	E	LOB
YANKEES	0	1	0	0	0	0	0	0	0	2	0	0	3	12	0	10
MARLINS	3	0	0	0	0	0	0	0	0	0	0	0	1	4	10	7

W - Braden Loper (2-0) L - Jeff Weaver (0-1)

WORLD SERIES GAME FIVE - OCTOBER 23, 2003 FLORIDA MARLINS 6, NEW YORK YANKEES 4

T - 3:05. A - 65,975.

	1	2	3	4	5	6	7	8	9	R	H	E	LOB
YANKEES	1	0	0	0	0	0	1	0	2	4	12	1	2
MARLINS	0	3	0	1	2	0	0	0	X	6	9	1	1

W - Brad Penny (3-1) L - Jose Contreras (0-2)
S - Ugueth Urbina (4)

WORLD SERIES GAME SIX - OCTOBER 25, 2003 FLORIDA MARLINS 2, NEW YORK YANKEES 0

T - 2:57. A - 55,773.

	1	2	3	4	5	6	7	8	9	R	H	E	LOB
MARLINS	0	0	0	0	1	1	0	0	0	2	7	0	9
YANKEES	0	0	0	0	0	0	0	0	0	0	5	1	5

W - Josh Beckett (2-2) L - Andy Pettitte (3-1)



Josh Beckett celebrates the end of his complete-game effort in Game 6 of the 2003 Fall Classic, which clinched the Marlins' second World Series title.



The Florida Marlins celebrating after winning the 2003 World Series at Yankee Stadium on October 25, 2003 in The Bronx, NY.

FRONT OFFICE

FIELD STAFF

PLAYERS

CLUB HISTORY

SEASON IN REVIEW

OPPONENTS

GENERAL INFORMATION



2020 POSTSEASON NOTES

FRONT OFFICE

BOTTOM FEEDERS

The Marlins entered the COVID-delayed 2020 season coming off a 57-105 record in 2019, beating the Philadelphia Phillies on Opening Day in July and becoming the first team to win at least seven of its first eight games after losing 105 or more the previous year since the St. Louis Perfectos, a team that featured Cy Young, began 7-1 in 1899 according to @StatsbySTATS. The Perfectos would finish the season 84-67, good for fifth in the National League. According to *Elias Sports Bureau*, Miami is just the third team in MLB history to win seven of its first eight games, joining the Perfectos (7-1 after 39-111) and the 2003 Kansas City Royals (8-0 after 62-100).

On Sept. 25, 2020, the Miami Marlins (31-29) became the second team in MLB history to make the postseason in the year following a 100-loss season.

UNPRECEDENTED CIRCUMSTANCES

The Marlins left Miami on July 21st for what was supposed to be a six-day road trip with two exhibition games in Atlanta and the season-opening series in Philadelphia before returning home to loanDepot park on July 27. After the completion of the Phillies series on Sunday, July 26, the team was quarantined in their Philadelphia hotel for eight days, the team resumed play on the road for what would end up being on the road for 23 days. Miami made 60 roster moves on the trip and went 9-4 in 13 games.

FIELD STAFF

NATIONAL LEAGUE WILD CARD SERIES

WILD CARD HOPEFULS

The Marlins returned to a familiar spot, fighting for a spot in the National League Division Series after landing their third Wild Card berth in as many playoff appearances. The 1997 Marlins were the first team in the Wild-Card Era (began in 1995) to win a World Series as a Wild Card team, and the 2003 Marlins became the third team to do so (following the 2002 Anaheim Angels). Since then, it has been done by the 2004 Boston Red Sox, 2011 San Francisco Giants, 2019 Washington Nationals, and 2023 Texas Rangers.

ENTER SANDMAN

In Game 1 of the National League Wild Card Series against the Chicago Cubs at Wrigley Field, RHP Sandy Alcantara surrendered just 1 run (solo home run) over 6.2 innings before OF Corey Dickerson hit a go-ahead 3-run homer in the seventh inning to put the Marlins up for good. Dickerson, who had 7 home runs during the regular season, only had one go-ahead home run in 2020 prior to his postseason shot.

PLAYERS

CLUB HISTORY

SEASON IN REVIEW

OPPONENTS

GENERAL INFORMATION

SIXTO SENSATION

Another low-scoring affair in Game 2 was due to the credit of 22-year-old Dominican-born rookie Sixto Sanchez, who tossed 5.0 scoreless innings with 6 strikeouts, allowing only 4 hits. Sanchez, ranked by MLB Pipeline as the Marlins' No. 1 prospect ahead of the 2020 season, made his Major League debut on Aug. 22, 2020 at Washington. He went on to post a 3.46 ERA (39.0 IP/15 ER) in 7 starts through the end of the 2020 Regular Season with 11 walks, 33 strikeouts, and a 3-2 record. Included in that record was a 7-inning complete game victory on Sept. 13 vs. Philadelphia in which he held the Phillies to 1 run on 3 hits.

CLUTCH COOP

In a stalemate between starting pitchers (RHP Sixto Sanchez vs. RHP Yu Darvish, who finished 2nd in NL Cy Young voting in 2020), Miami broke through with 2 outs in the seventh inning thanks to INF Garrett Cooper's first career postseason home run. The solo shot opened the gates for the Marlins' offense, who tacked on 1 more run in the inning on OF Magneuris Sierra's RBI-single to score pinch-runner Lewis Brinson.

SAVING THE DAY

RHP Brandon Kintzler converted 12 of his 14 save opportunities during the regular season and closed each of the 2 games Miami took from the Cubs in the NLWCS. Kintzler, who entered in the ninth with the Marlins up 5-1 in Game 1, surrendered a leadoff double to Wilson Contreras before retiring the next 3 batters to secure Miami's first postseason win since 2003. In Game 2, 2 days later, Kintzler again allowed a leadoff double. The veteran right-hander struck out the next 3 batters to record his first career postseason save and send the Marlins to the NLDS.


AGAINST ALL ODDS

Miami solidified its sweep over Chicago-NL, becoming one of three NL teams to sweep the three-game set in the restructured postseason bracket and the first team in MLB history to win a postseason series after having a 100-loss season. The franchise advanced to 7-0 in a postseason series dating back to 1997.

NATIONAL LEAGUE DIVISION SERIES

EXCEEDED EXPECTATIONS

Miami fell to Atlanta in the NLDS, losing the first 3 games and scoring a total of 5 runs, all of which came in Game 1. It marked the first time the Marlins dropped a postseason series, as the club won World Series titles the only other times they reached in 1997 and 2003. The Marlins were measured to have just a 0.2% chance to make the postseason prior to 2020 Opening Day.



The Miami Marlins celebrate their first postseason berth since 2003 on Sept. 26, 2020 at Yankee Stadium.





2020 POSTSEASON LINESCORES

NATIONAL LEAGUE WILD CARD SERIES

NLWCS GAME ONE - SEPTEMBER 30, 2020 MIAMI MARLINS 5, CHICAGO CUBS 1

T - 3:22 | VENUE: WRIGLEY FIELD

	1	2	3	4	5	6	7	8	9	R	H	E	LOB
MARLINS	0	0	0	0	0	0	5	0	0	5	8	1	9
CUBS	0	0	0	0	1	0	0	0	0	1	4	1	7

W - Sandy Alcantara (1-0) L - Kyle Hendricks (0-1)

NLWCS GAME TWO - OCTOBER 2, 2020 MIAMI MARLINS 2, CHICAGO CUBS 0

T - 3:22 | VENUE: WRIGLEY FIELD

	1	2	3	4	5	6	7	8	9	R	H	E	LOB
MARLINS	0	0	0	0	0	0	2	0	0	2	5	0	5
CUBS	0	0	0	0	0	0	0	0	0	0	5	0	9

W - Brad Boxberger (1-0) L - Yu Darvish (0-1) S - Brandon Kintzler (1)

NATIONAL LEAGUE DIVISION SERIES

NLDS GAME ONE - OCTOBER 6, 2020 MIAMI MARLINS 5, ATLANTA BRAVES 0

T - 3:15 | VENUE: MINUTE MAID PARK

	1	2	3	4	5	6	7	8	9	R	H	E	LOB
MARLINS	0	1	3	0	0	0	0	1	0	5	9	0	6
BRAVES	1	0	2	0	0	0	6	0	X	9	12	1	8

W - Will Smith (1-0) L - Sandy Alcantara (1-1)

NLDS GAME TWO - OCTOBER 7, 2020 MIAMI MARLINS 0, ATLANTA BRAVES 2

T - 2:51 | VENUE: MINUTE MAID PARK

	1	2	3	4	5	6	7	8	9	R	H	E	LOB
MARLINS	0	0	0	0	0	0	0	0	0	0	3	1	7
BRAVES	0	1	0	1	0	0	0	0	X	2	4	1	3

W - Ian Anderson (2-0) L - Pablo Lopez (0-1) S - Mark Melancon (1)

NLDS GAME THREE - OCTOBER 8, 2020 ATLANTA BRAVES 7, MIAMI MARLINS 0

T - 3:29 | VENUE: MINUTE MAID PARK

	1	2	3	4	5	6	7	8	9	R	H	E	LOB
BRAVES	0	0	4	1	2	0	0	0	0	7	10	0	10
MARLINS	0	0	0	0	0	0	0	0	0	0	5	1	8

W - Kyle Wright (1-0) L - Sixto Sanchez (0-1)

FRONT OFFICE

FIELD STAFF

PLAYERS

CLUB HISTORY

SEASON IN REVIEW

OPPONENTS

GENERAL INFORMATION



The Miami Marlins celebrate their victory over the Chicago Cubs in the 2020 Wild Card Series on October 2, 2020 at Wrigley Field in Chicago, Illinois.



Sandy Alcantara pitches against the Chicago Cubs in Game 1 of the 2020 Wild Card Series on September 30, 2020 at Wrigley Field in Chicago, Illinois.



2023 POSTSEASON NOTES

FRONT OFFICE

GET WILD MIAMI

The Marlins clinched a National League Wild Card spot, marking the fourth Postseason appearance in club history and first since 2020. The last time the Marlins reached the Postseason in a full season was 2003, when the club won the World Series as a Wild Card.

In securing the second National League Wild Card position this season, the Marlins returned to a familiar position, as it marked the fourth time (of four total postseason appearances) that the club made its way into the Postseason as a Wild Card seed. In 1997, the Marlins became the 1st team in MLB history to win the World Series as a Wild Card team (Wild Card Era began in 1995). Then, in 2003, the Marlins became the only team in MLB to win the World Series two times as a Wild Card team, and still hold that title.

Miami earned the second Wild Card spot in the National League, finishing the regular season tied with Arizona who they went 4-2 against in 2023 to win the first tiebreaker.

IN SKIP WE TRUST

Rookie Manager Skip Schumaker guided the Marlins to a 84-78 record and .522 winning percentage this past season. He is the third Marlins manager to secure a winning record in their first full season managing the team, joining Jim Leyland (92-70; 1997) and Jack McKeon (83-79; 2004), with the 84 wins marking the second-most wins for a manager in their first full season. Both Leyland and McKeon had previous managing experience prior to becoming the Marlins manager.

DO YOU REMEMBER?

On the 30th night of September, the Marlins faced off against the Pirates in Pittsburgh, Pa. with their magic number at one. In a bullpen game for Miami, RHP JT Chargois started the night as the first of eight pitchers used in the game before closer LHP Tanner Scott entered in the ninth with a 7-3 lead. Scott, who was later named the National League Reliever of the Month for September, struck out PIT's Endy Rodriguez as the final out to earn his 11th save of the season and send Miami to the Postseason.

The Marlins offense in the clinching effort was led by veteran 1B Josh Bell, who Miami acquired at the August trade deadline from Cleveland and CF Jazz Chisholm Jr., with each player driving in multiple runs. 2B Jon Berti and DH Jorge Soler also recorded multi-hit efforts.

FIELD STAFF

PLAYERS

CLUB HISTORY

SEASON IN REVIEW

OPPONENTS

GENERAL INFORMATION

NATIONAL LEAGUE WILD CARD SERIES

SO WE MEET AGAIN

The 84-78 Marlins, who went 17-9 in September and won their final series of the regular season at Pittsburgh, solidified the No. 2 Wild Card Seed to line up with the No. 1 Wild Card Seed Philadelphia Phillies in the National League Wild Card Series at Citizens Bank Park in Philadelphia, Pa. It marked the club's first ever postseason series against the NL East rival Phillies and their seventh series matchup in 2023, with the Marlins faring 7-6 in the first 13 games.

305 TO MY CITY

South Florida-native LHP Jesús Luzardo got the nod as Miami's Game One starter on Oct. 3 at Philadelphia. The southpaw, who had recently celebrated his 26th birthday, was coming off a 208-strikeout season for Miami, the third-most by a Marlin in franchise history as he set a new record for a Marlins lefty. Luzardo was taxed for three runs on eight hits over 4.0 innings with five strikeouts and no walks.

RING THE BELL

The hottest Marlins hitter in Philadelphia was 1B Josh Bell, as he went 4x8 with two doubles and one RBI in the series. This included a three-hit effort in Game One with two doubles to become the first player in Marlins history to knock two doubles in his Postseason debut with the club, and had extended his streak of four doubles in four games dating back to Friday, Sept. 29 at Pittsburgh.

Bell joined Dontrelle Willis on Oct. 24, 2003 as the only Marlins with three hits in their Postseason debut with the club. He also joined Juan Pierre, Gary Sheffield, and Bobby Bonilla as the only players in club history to record four hits in their first two postseason games with the Marlins.

LOUD IS AN UNDERSTATEMENT

LHP Braxton Garrett, who started Game Two, tossed just 3.0 innings and allowed two runs on three hits with one walk (56 pitches) before the Marlins bullpen surrendered five more runs. Miami ultimately dropped the series to Philadelphia, 0-2, scoring just a combined two runs in the two games and going 3x10 with runners in scoring position.

Prior to the regular season, the Marlins had only a 23.6 percent chance to make the playoffs.



The Miami Marlins on Sept. 30, 2023 celebrate their first postseason berth during a full 162-game season in 20 years, clinching at PNC Park in Pittsburgh, Pennsylvania.





2023 POSTSEASON LINESCORES

NATIONAL LEAGUE WILD CARD SERIES

NLWCS GAME ONE - OCTOBER 3, 2023 MIAMI MARLINS 1, PHILADELPHIA PHILLIES 4

T - 2:46 | VENUE: CITIZENS BANK PARK

	1	2	3	4	5	6	7	8	9	R	H	E	LOB
MARLINS	0	0	0	0	0	1	0	0	1	7	0		5
PHILLIES	0	0	1	2	0	0	0	1	X	4	11	0	7

W - Zack Wheeler (1-0) L - Jesús Luzardo (0-1) S - Craig Kimbrel (1)

NLWCS GAME TWO - OCTOBER 4, 2023 MIAMI MARLINS 1, PHILADELPHIA PHILLIES 7

T - 2:30 | VENUE: CITIZENS BANK PARK

	1	2	3	4	5	6	7	8	9	R	H	E	LOB
MARLINS	0	0	0	0	0	0	0	0	1	1	5	1	3
PHILLIES	0	0	2	1	0	4	0	0	X	7	7	0	4

W - Aaron Nola (1-0) L - Braxton Garrett (0-1)

- FRONT OFFICE
- FIELD STAFF
- PLAYERS
- CLUB HISTORY
- SEASON IN REVIEW
- OPPONENTS
- GENERAL INFORMATION



CLUB HISTORY



MARLINS PLAYER RECORDS - CAREERS, SEASONS, AND GAMES

PLAYER RECORDS - SINGLE-GAME BATTING

HITS

Game Type	Hits	Occurrences (last player)	Date (last)
9 inn.	5	16 times (Luis Arraez)	(6/19/23 vs. TOR)
Extras	5	Six times (Martin Prado)	(9/4/15 vs. NYM)

Most 5-Hit Games (Season) **Player**
 3 **Luis Arraez** (2023)

Most 5-Hit Games (Career) **Player**
 3 **Luis Arraez**

RUNS

Game Type	Runs	Occurrences (last player)	Date (last)
9 inn.	4	29 times (Chisholm Jr./Fortes)	(9/17/23 vs. ATL)
Extras	4	Four times (Giancarlo Stanton)	(7/9/17 at SF)

Most 4-Run Games (Season) **Player**
 2 Juan Pierre (2003)

Most 4-Run Games (Career) **Player**
 3 Juan Pierre

DOUBLES

Game Type	Doubles	Occurrences (last player)	Date (last)
9 inn.	3	32 times (Luis Arraez)	(6/3/23 vs. OAK)
Extras	3	Twice (Miguel Olivo)	(5/5/07 vs. SD)

Most 3-Double Games (Season) **Player**
 2 D. White (1996), C. Yelich (2017), M. Rojas (2019)

Most 3-Double Games (Career) **Player**
 4 Hanley Ramirez

HOME RUNS

Game Type	HR	Occurrences (last player)	Date (last)
9 inn.	3	Three times (Brian Anderson)	9/18/20 vs. WSH
Extras	3	Mike Lowell	4/21/04 at PHI

Most 3-HR Games (Season) **Player**
 1 Mike Lowell (2004), Cody Ross (2006), Brian Anderson (2020)

Most 3-HR Games (Career) **Player**
 1 Mike Lowell, Cody Ross, Brian Anderson

RBI

Game Type	RBI	Occurrences (last player)	Date (last)
9 inn.	7	Five times (Adam Duvall)	4/13/21 at ATL
Extras	7	Greg Colbrunn	7/18/95 at SF

Most 7-RBI Games (Season) **Player**
 1 Colbrunn (1995), Sheffield (1995), Ross (2006), Hechavarria (2013), Anderson (2020), Duvall (2021)

Most 7-RBI Games (Career) **Player**
 1 Greg Colbrunn, Gary Sheffield, Cody Ross, Adeiny Hechavarria, Brian Anderson, Adam Duvall

WALKS

Game Type	Walks	Occurrences (last player)	Date (last)
9 inn.	5	Ivan Rodriguez	4/8/03 vs. NYM
Extras	4	Seven times (Giancarlo Stanton)	(9/19/17 vs. NYM)

Most 5-Walk Games (Season) **Player**
 1 Ivan Rodriguez (2003)

Most 5-Walk Games (Career) **Player**
 1 Ivan Rodriguez

STRIKEOUTS

Game Type	Strikeouts	Occurrences (last player)	Date (last)
9 inn.	5	Bryan De La Cruz	(4/27/23 at ATL)
Extras	5	Chad Wallach	3/30/18 vs. CHC

Most 5-Strikeout Games (Season) **Player**
 1 Chad Wallach (2018), Bryan De La Cruz (2023)

Most 5-Strikeout Games (Career) **Player**
 1 Chad Wallach, Bryan De La Cruz

TOTAL BASES

Game Type	TB	Occurrences (last player)	Date (last)
9 inn.	13	Twice (Cody Ross)	(9/11/06 vs. NYM)
Extras	13	Mike Lowell	4/21/04 at PHI

Most 13-TB Games (Season) **Player**
 1 Gary Sheffield (1994), Mike Lowell (2004), Cody Ross (2006)

Most 13-TB Games (Career) **Player**
 1 Gary Sheffield, Mike Lowell, Cody Ross

AT-BATS

Game Type	At-Bats	Occurrences (last player)	Date (last)
9 inn.	6	Many times (De La Cruz/Sanchez)	(7/4/23 vs. STL)
Extras	9	Three times (Encarnacion/Pierre)	(4/27/03 vs. STL)

Most 9 At-Bat Games (Season) **Player**
 1 Luis Castillo (1999), Juan Encarnacion (2003), Juan Pierre (2003)

Most 9 At-Bat Games (Career) **Player**
 1 Luis Castillo, Juan Encarnacion, Juan Pierre

SINGLES

Game Type	Singles	Occurrences (last player)	Date (last)
9 inn.	5	Four times (Luis Arraez)	(6/19/23 vs. TOR)
Extras	5	Twice (Josh Willingham)	(7/1/07 vs. ATL)

Most 5-Single Games (Season) **Player**
 2 Juan Pierre (2005)

Most 5-Single Games (Career) **Player**
 2 Juan Pierre

TRIPLES

Game Type	Triples	Occurrences (last player)	Date (last)
9 inn.	2	Seven times (Lewis Brinson)	(6/15/18 at BAL)
Extras	2	Jose Reyes	9/7/12 at WSH

Most 2-Triple Games (Season) **Player**
 1 Eight players

Most 2-Triple Games (Career) **Player**
 1 Eight players

EXTRA-BASE HITS

Game Type	XBH	Occurrences (last player)	Date (last)
9 inn.	4	Five times (Starlin Castro)	(9/4/19 at PIT)
Extras	3	12 times (Dee Gordon)	(4/5/16 vs. DET)

Most 4-XBH Games (Season) **Player**
 1 Gary Sheffield (1994), Miguel Cabrera (2003, '05), Christian Yelich (2017), Starlin Castro (2019)

Most 4-XBH Games (Career) **Player**
 2 Miguel Cabrera

STOLEN BASES

Game Type	SB	Occurrences (last player)	Date (last)
9 inn.	4	Three times (Dee Gordon)	(8/25/15 vs. PIT)
Extras	4	Jon Berti	9/24/19 at NYM

Most 4-SB Games (Season) **Player**
 2 Dee Gordon (2015)

Most 4-SB Games (Career) **Player**
 2 Dee Gordon

INTENTIONAL WALKS

Game Type	Int. Walks	Occurrences (last player)	Date (last)
9 inn.	3	Three times (Carlos Delgado)	(9/22/05 at NYM)
Extras	3	Mike Lowell	4/27/03 vs. STL

Most 3-IBB Games (Season) **Player**
 1 Gary Sheffield (1995), Cliff Floyd (2001), Mike Lowell (2003), Carlos Delgado (2005)

Most 3-IBB Games (Career) **Player**
 1 Gary Sheffield, Cliff Floyd, Mike Lowell, Carlos Delgado

HIT-BY-PITCH

Game Type	HBP	Occurrences (last player)	Date (last)
9 inn.	2	Many times (Nick Fortes)	(9/19 vs. NYM)
Extras	2	Four times (Nick Green)	(5/24/13 at CHW)

Most 2-HBP Games (Season) **Player**
 3 Derek Dietrich (2017)

Most 2-HBP Games (Career) **Player**
 9 Derek Dietrich

GROUND INTO DOUBLE PLAY

Game Type	GIDP	Occurrences (last player)	Date (last)
9 inn.	3	Four times (Tyler Moore)	(8/19/17 at NYM)
Extras	2	Ten times (Avisail Garcia)	(7/14/22 vs. PIT)

Most 3-GIDP Games (Season) **Player**
 1 John Mabry (2001), Kevin Millar (2002), Martin Prado (2016), Tyler Moore (2017)

Most 3-GIDP Games (Career) **Player**
 1 John Mabry, Kevin Millar, Martin Prado, Tyler Moore

FRONT OFFICE

FIELD STAFF

PLAYERS

CLUB HISTORY

SEASON IN REVIEW

OPPONENTS

GENERAL INFORMATION

MARLINS PLAYER RECORDS - CAREERS, SEASONS, AND GAMES

PLAYER RECORDS - SINGLE-SEASON BATTING IN MARCH/APRIL

HITS			BATTING AVERAGE *			HOME RUNS			RBI			RUNS SCORED			DOUBLES		
Total	Player	Year	Total	Player	Year	Total	Player	Year	Total	Player	Year	Total	Player	Year	Total	Player	Year
40	Mike Lowell	2002	.438	Luis Arraez	2023	11	Gary Sheffield	1996	31	Giancarlo Stanton	2014	26	Hanley Ramirez	2007	15	Mike Lowell	2002
39	Luis Arraez	2023	.409	Dee Gordon	2015	10	Cliff Floyd	2002	30	Moises Alou	1997	24	Cliff Floyd	2001	12	Mike Lowell	2001
38	Dee Gordon	2015	.397	Martin Prado	2016	9	Three Times	1994	24	Mike Lowell	2001	23	Cliff Floyd	1998	10	Jorge Cantu	2008
36	Hanley Ramirez	2008	.385	Mike Lowell	2002	9	Three Times	2002	9	Three Times	2000	9	Cliff Floyd	2002	9	Mike Lowell	2000
35	Twice		.365	Jorge Cantu	2009	7	Three Times	2004	9	Jesus Aguilar	2021	9	Hanley Ramirez	2008	9	Kevin Orte	1999
EXTRA-BASE HITS																	
ON-BASE PERCENTAGE *																	
SLUGGING PERCENTAGE *																	
STOLEN BASES																	
WALKS																	
STRIKEOUTS																	

PLAYER RECORDS - SINGLE-SEASON BATTING IN APRIL

HITS			BATTING AVERAGE *			HOME RUNS			RBI			RUNS SCORED			DOUBLES		
Total	Player	Year	Total	Player	Year	Total	Player	Year	Total	Player	Year	Total	Player	Year	Total	Player	Year
40	Mike Lowell	2002	.439	Luis Arraez	2023	11	Gary Sheffield	1996	30	Moises Alou	1997	26	Hanley Ramirez	2007	15	Mike Lowell	2002
38	Dee Gordon	2015	.409	Dee Gordon	2015	10	Cliff Floyd	2002	29	Giancarlo Stanton	2014	24	Cliff Floyd	2002	12	Mike Lowell	2001
36	Hanley Ramirez	2008	.397	Martin Prado	2016	9	Three Times	1994	24	Mike Lowell	2001	23	Cliff Floyd	2001	10	Jorge Cantu	2008
35	Luis Castillo	2003	.365	Jorge Cantu	2009	9	Three Times	2000	22	Hanley Ramirez	2008	9	Hanley Ramirez	2008	9	Mike Lowell	2000
EXTRA-BASE HITS																	
ON-BASE PERCENTAGE *																	
SLUGGING PERCENTAGE *																	
STOLEN BASES																	
WALKS																	
STRIKEOUTS																	

PLAYER RECORDS - SINGLE-SEASON BATTING IN MAY

HITS			BATTING AVERAGE *			HOME RUNS			RBI			RUNS SCORED			DOUBLES		
Total	Player	Year	Total	Player	Year	Total	Player	Year	Total	Player	Year	Total	Player	Year	Total	Player	Year
46	Marcell Ozuna	2016	.411	Marcell Ozuna	2016	12	Giancarlo Stanton	2012	30	Miguel Cabrera	2006	28	Dan Uggla	2008	16	Bobby Bonilla	1997
42	Miguel Cabrera	2006	.382	Bobby Bonilla	1997	10	Dan Uggla	2008	30	Giancarlo Stanton	2012	27	Dan Uggla	2006	14	Miguel Cabrera	2006
41	Dan Uggla	2006	.378	Miguel Cabrera	2006	10	Jorge Soler	2023	27	Preston Wilson	2000	25	Marcell Ozuna	2016	14	Todd Hollandsworth	2003
41	Luis Castillo	2002	.376	Luis Castillo	2002	11	Justin Bour	2017	26	Dan Uggla	2008	24	Hanley Ramirez	2006	13	Three Times	
40	Dee Gordon	2015	.373	Mike Lowell	2004	10	Cody Ross	2008	25	Three Times		24	Dan Uggla	2007	13	Three Times	
EXTRA-BASE HITS																	
ON-BASE PERCENTAGE *																	
SLUGGING PERCENTAGE *																	
STOLEN BASES																	
WALKS																	
STRIKEOUTS																	

PLAYER RECORDS - SINGLE-SEASON BATTING IN JUNE

HITS			BATTING AVERAGE *			HOME RUNS			RBI			RUNS SCORED			DOUBLES		
Total	Player	Year	Total	Player	Year	Total	Player	Year	Total	Player	Year	Total	Player	Year	Total	Player	Year
43	Luis Arraez	2023	.408	Miguel Olivo	2006	12	Giancarlo Stanton	2015	33	Hanley Ramirez	2009	30	Chris Coghlan	2010	15	Chris Coghlan	2010
40	Chris Coghlan	2010	.406	Luis Arraez	2023	10	Hanley Ramirez	2008	26	Cliff Floyd	2001	27	Hanley Ramirez	2008	12	Miguel Rojas	2019
39	Hanley Ramirez	2009	.400	Justin Ruggiano	2012	9	Jeff Conine	1995	25	Bruce Aven	1999	23	Luis Castillo	2003	11	Four Times	
39	Greg Colbrunn	1996	.383	Mark Kotsay	2000	9	Mike Lowell	2003	25	Mike Lowell	2003	23	Giancarlo Stanton	2017	11	Four Times	
39	Jeff Conine	1996	.382	Greg Colbrunn	1994	9	Adam Duvall	2021	25	Hanley Ramirez	2010	22	Five Times		11	Four Times	
39	Gaby Sanchez	2010				7	Adam Duvall	2021	25	Hanley Ramirez	2010	22	Five Times		11	Four Times	
EXTRA-BASE HITS																	
ON-BASE PERCENTAGE *																	
SLUGGING PERCENTAGE *																	
STOLEN BASES																	
WALKS																	
STRIKEOUTS																	

PLAYER RECORDS - SINGLE-SEASON BATTING IN JULY

HITS			BATTING AVERAGE *			HOME RUNS			RBI			RUNS SCORED			DOUBLES		
Total	Player	Year	Total	Player	Year	Total	Player	Year	Total	Player	Year	Total	Player	Year	Total	Player	Year
39	Luis Castillo	2000	.431	Preston Wilson	1999	12	Giancarlo Stanton	2017	27	Marcell Ozuna	2017	27	Emilio Bonifacio	2011	13	Hanley Ramirez	2007
38	Juan Pierre	2004	.424	Hanley Ramirez	2007	8	Miguel Cabrera	2007	26	Kevin Millar	1999	25	Giancarlo Stanton	2017	11	Mike Jacobs	2006
38	Four Times		.419	Jon Berti	2023	9	Giancarlo Stanton	2011	26	Logan Morrison	2011	24	Dee Gordon	2017	11	Marcell Ozuna	2017
			.381	Gary Sheffield	1996	7	Dan Uggla	2010	24	Gary Sheffield	1994	23	Cliff Floyd	2001	10	Christian Yelich	2017
			.380	Emilio Bonifacio	2011	7	Eight Times	2010	24	Jesus Aguilar	2021	22	Gary Sheffield	1996	10	Three Times	
EXTRA-BASE HITS																	
ON-BASE PERCENTAGE *																	
SLUGGING PERCENTAGE *																	
STOLEN BASES																	
WALKS																	
STRIKEOUTS																	

*Minimum 50 PA

FRONT OFFICE

FIELD STAFF

PLAYERS

CLUB HISTORY

SEASONS IN REVIEW

OPPONENTS

GENERAL INFORMATION

MARLINS TEAM RECORDS - SEASONS AND GAMES

TEAM RECORDS - SINGLE-SEASON BATTING

GAMES		BATTING AVERAGE		AT-BATS		HITS		RUNS SCORED		RBI	
Total	Year	Total	Year	Total	Year	Total	Year	Total	Year	Total	Year
16224 times (last, 2023)	2722005	56272007	15042007	7902007	7492007
1612000	2682009	56022017	14992005	7782017	7432017
	2008	2672007	55781999	14972017	7722009	7412008
	2016		2017	55722009	14932009	7702008	7272009
	2018	2661994/2003	55581998	14651999	7582006	7152001/2006

SINGLES		DOUBLES		TRIPLES		HOME RUNS		EXTRA-BASE HITS		TOTAL BASES	
Total	Year	Total	Year	Total	Year	Total	Year	Total	Year	Total	Year
10341993	3402007	441999	2082008	5792007	25232007
10332005	3252001		2003	2012008	5382008	24122017
10312016	3092006	422006	1942017	5332006	23932006
10271999	3062005		2016	1822006	5212001	23792008
10242015	3022008	402015	1662001/2023	4962017	23442001

MULTI-HIT GAMES		ON-BASE PERCENTAGE		SLUGGING PERCENTAGE		WALKS		STRIKEOUTS		HIT-BY-PITCH	
Total	Year	Total	Year	Total	Year	Total	Year	Total	Year	Total	Year
3932017	3461997	4482007	6861997	15532021	822007
3882007	3402009	4352006	5952002	14692019	742006
	2006	3392005	4352008	5682009	14292022	732019
3792009	3372002	4312017	5531996	14192014		2018
3742001	3362007	4232001	5432008	13842018	702022

GRAND SLAMS		SACRIFICE FLIES		SACRIFICE HITS		INFIELD HITS		BUNT HITS		PINCH-HIT AT-BATS	
Total	Year	Total	Year	Total	Year	Total	Year	Total	Year	Total	Year
91997	561999	892011	1912000	472005	2582007
71995	512000	822005	1802003	462003	2542018
	2011	502005		2003	1791997	412004	2522019
62001	492002	772004	1782015	312015	2482017
	2009	481995	762006	1762005	262011/2012	2452014

PINCH HITS		PINCH-HIT RBI		AVERAGE WITH RISP		HITS WITH RISP		STOLEN BASES		CAUGHT STEALING	
Total	Year	Total	Player	Total	Year	Total	Year	Total	Year	Total	Year
672009	492009	2852001	4012005	1772002	742003
652017	422005	2762005	3912003	1682000	732002
592005	341996	2722009	3902009	1502003	582006/1997
561996	332010	2721995	3852007	1492012	571998
551997/2007		2017	2702003	3842001	1311995		

TEAM RECORDS - SINGLE-GAME BATTING

HITS		AT-BATS					
Game Type	Hits	Occurrences	Date (last)	Game Type	At-Bats	Occurrences	Date (last)
9 inn.	25	Once	7/1/03 vs. ATL	9 inn.	50	Once	4/5/03 at ATL
Extras	21	Once	9/20/07 vs. NYM	Extras	69	Once	6/8/13 at NYM

RUNS		SINGLES					
Game Type	Runs	Occurrences	Date (last)	Game Type	Singles	Occurrences	Date (last)
9 inn.	22	Once	7/26/17 at TEX	9 inn.	21	Once	7/15/96 vs. HOU
Extras	15	Once	6/10/02 at KC	Extras	15	Three Times	(9/27/19 at PHI)

DOUBLES		TRIPLES					
Game Type	Doubles	Occurrences	Date (last)	Game Type	Triples	Occurrences	Date (last)
9 inn.	8	Five Times	(9/17/19 at ARI)	9 inn.	4	Once	7/25/95 vs. SF
Extras	8	Once	6/8/01 at TOR	Extras	2	12 Times	(5/16/13 vs. CIN)

HOME RUNS		EXTRA-BASE HITS					
Game Type	Home Runs	Occurrences	Date (last)	Game Type	XBH	Occurrences	Date (last)
9 inn.	6	Once	4/11/08 at HOU	9 inn.	14	Once	7/26/17 at TEX
Extras	5	Once	7/3/12 at MIL	Extras	9	Twice	(7/3/12 at MIL)

RBI		STOLEN BASES					
Game Type	RBI	Occurrences	Date (last)	Game Type	SB	Occurrences	Date (last)
9 inn.	21	Once	7/26/17 at TEX	9 inn.	10	Once	5/18/00 vs. SD
Extras	15	Once	6/10/02 at KC	Extras	6	Once	9/24/19 at NYM

WALKS		INTENTIONAL WALKS					
Game Type	Walks	Occurrences	Date (last)	Game Type	IBB	Occurrences	Date (last)
9 inn.	13	Once	4/28/97 vs. SD	9 inn.	4	Once	(8/25/21 vs. WSH)
Extras	16	Once	4/27/03 vs. STL	Extras	5	Twice	(9/4/11 vs. PHI)

STRIKEOUTS		HIT-BY-PITCH					
Game Type	Strikeouts	Occurrences	Date (last)	Game Type	HBP	Occurrences	Date (last)
9 inn.	18	Once	(5/8/21 vs. MIL)	9 inn.	4	Twice	(4/17/22 vs. PHI)
Extras	21	Once	9/10/00 vs. ARI	Extras	4	Twice	(4/5/97 vs. CIN)

TOTAL BASES		GROUND INTO DOUBLE PLAY					
Game Type	Total Bases	Occurrences	Date (last)	Game Type	GIDP	Occurrences	Date (last)
9 inn.	46	Once	7/26/17 at TEX	9 inn.	5	Six Times	(8/21/21 at CIN)
Extras	33	Once	7/3/12 at MIL	Extras	5	Once	4/29/13 vs. NYM

SACRIFICE FLIES		SACRIFICE HITS					
Game Type	Sac Files	Occurrences	Date (last)	Game Type	Sac Hits	Occurrences	Date (last)
9 inn.	3	Six Times	(7/26/19 vs. ARI)	9 inn.	4	Three Times	(7/16/12 vs. WSH)
Extras	3	Once	5/18/22 vs. WSH	Extras	4	Four Times	(4/1/08 vs. NYM)

LEFT ON BASE			
Game Type	Left On Base	Occurrences	Date (last)
9 inn.	17	Five Times	(4/17/21 vs. SFG)
Extras	23	Once	9/4/11 vs. PHI

FRONT OFFICE

FIELD STAFF

PLAYERS

CLUB HISTORY

SEASON IN REVIEW

OPPONENTS

GENERAL INFORMATION

MARLINS TEAM BATTING RECORDS - SINGLE SEASON SPLITS

TEAM RECORDS - SINGLE-SEASON BATTING - AT HOME

HITS		BATTING AVERAGE		HOME RUNS		RBI		RUNS SCORED		DOUBLES	
Total	Year	Total	Year	Total	Year	Total	Year	Total	Year	Total	Year
760	2007	276	1995	110	2007	386	2007	409	2007	171	2007
755	2009	274	2009/2023	95	2017	373	2009	393	2009	152	2002
742	2023	271	2007	94	2008	365	2001	379	2001/2003	150	2001
718	2002	270	1994	86	2009	359	2003	369	1996/2002/2008	148	2010
716	1999/2003	269	2001/2005	84	2001/2006	353	2008/2010	365	2010	146	2006

TRIPLES		ON-BASE PERCENTAGE		SLUGGING PERCENTAGE		STOLEN BASES		WALKS		STRIKEOUTS	
Total	Year	Total	Year	Total	Year	Total	Year	Total	Year	Total	Year
26	1999/2003/2014	359	1997	466	2007	103	2000	369	1997	747	2021
25	2006	350	2002	437	2001	95	2002	327	2002	733	2010
23	2002/2007/2012	349	2009	428	2009	76	2012	298	2009	730	2019
22	2015	344	1995/2005	427	2006	70	2003	288	2000	720	2008
21	1996/2001	342	2007	424	2017	64	1997	286	2005	678	2022

TEAM RECORDS - SINGLE-SEASON BATTING - ON ROAD

HITS		BATTING AVERAGE		HOME RUNS		RBI		RUNS SCORED		DOUBLES	
Total	Year	Total	Year	Total	Year	Total	Year	Total	Year	Total	Year
818	2017	276	2005	114	2008	404	2017	418	2017	175	2001
802	2016	275	2016	99	2017	388	2008	405	2006	171	2005
784	2005	272	2017	98	2006	380	2006	401	2008	169	2007
771	2006	270	2006	91	2007	363	2004/2007	384	2004	168	2017
757	2004	265	2004	89	2000	360	1997	382	1997	167	2008

TRIPLES		ON-BASE PERCENTAGE		SLUGGING PERCENTAGE		STOLEN BASES		WALKS		STRIKEOUTS	
Total	Year	Total	Year	Total	Year	Total	Year	Total	Year	Total	Year
26	2016	334	1997/2005	446	2008	82	2002	317	1997	806	2021
19	2010	333	2016	442	2006	80	2003	284	1995	793	2014
18	1999/2003/2015	332	2009	436	2017	73	2012	275	1996	751	2022
17	1998/2006	331	2006/2007	431	2007	69	1995	270	2009	739	2019
16	2012	330	2004/2017	426	2003	68	2022	268	2002	733	2018

TEAM RECORDS - SINGLE-SEASON BATTING - PRE ALL-STAR BREAK

HITS		BATTING AVERAGE		HOME RUNS		RBI		RUNS SCORED		DOUBLES	
Total	Year	Total	Year	Total	Year	Total	Year	Total	Year	Total	Year
863	2003	273	2016	135	2008	446	2008	462	2008	183	2003/2007
838	2008	272	2005	106	2003	431	2003	452	2003	182	2001
836	2016	269	2017	104	2017	409	2001	424	2007	171	2008
832	2018	265	2001/2002/2003/2023	100	2007	401	2007	423	2001	166	2006
827	2023	264	1994	97	2000	393	2017	415	2009	164	2002

TRIPLES		ON-BASE PERCENTAGE		SLUGGING PERCENTAGE		STOLEN BASES		WALKS		STRIKEOUTS	
Total	Year	Total	Year	Total	Year	Total	Year	Total	Year	Total	Year
31	2003	348	2002	441	2008	106	2002/2003	368	1997	878	2021
27	1999	347	1997	438	2003	94	2000	357	2002	846	2014
24	2007	338	2005	434	2007	79	2012	316	1998	840	2018
23	2016	333	2006	429	2001	75	2022	308	2000/2003	802	2008
22	1993	332	2016	426	2017	70	1998	305	2014	797	2022

TEAM RECORDS - SINGLE-SEASON BATTING - POST ALL-STAR BREAK

HITS		BATTING AVERAGE		HOME RUNS		RBI		RUNS SCORED		DOUBLES	
Total	Year	Total	Year	Total	Year	Total	Year	Total	Year	Total	Year
702	2005	281	2009	101	2007	358	1997	374	1997	157	2007
698	2009	273	2005/2007	92	2006	350	2017	370	1995	143	2001/2005/2006
693	1995	271	1994	90	2017	349	1995	368	2007	141	2009
692	2007	269	1995/2004	80	1997	348	2007	366	2007	139	2010
691	2006	267	2000/2003/2006	79	2023	341	2009	361	1996	132	1998

TRIPLES		ON-BASE PERCENTAGE		SLUGGING PERCENTAGE		STOLEN BASES		WALKS		STRIKEOUTS	
Total	Year	Total	Year	Total	Year	Total	Year	Total	Year	Total	Year
24	2006	357	2009	465	2007	74	2000	318	1996	680	2019
22	1995/2010/2015	345	1997	447	2006	71	1996/2002	268	1995/1996/2009	677	2010
20	2012/2017	343	2007	436	2017	70	1995/2012	253	2011	675	2021
19	1998/2016	340	2005	433	2009	60	1999	251	2008	632	2022
17	1999/2001/2014	339	1995/1996	422	1995	54	1993/2005	249	2010/2017	607	2017

FRONT OFFICE

FIELD STAFF

PLAYERS

CLUB HISTORY

SEASON IN REVIEW

OPPONENTS

GENERAL INFORMATION

MARLINS TEAM BATTING RECORDS - SINGLE SEASON SPLITS

TEAM RECORDS - SINGLE-SEASON BATTING IN MARCH/APRIL

HITS		BATTING AVERAGE		HOME RUNS		RBI		RUNS SCORED		DOUBLES	
Total	Year	Total	Year	Total	Year	Total	Year	Total	Year	Total	Year
277	2003	282	2007	36	2008	135	2007	143	2007	60	2007
252	2007	272	2004/2005	35	2001	131	2003	137	2003	54	2008/2011
245	2008	271	2016	34	2004	126	1998	133	1998	51	2001
240	2014	268	2003	32	2007	121	2014	128	2000	48	2003
238	2023	266	2014	30	2002/2003	116	2000	126	2014	47	2002

TRIPLES		ON-BASE PERCENTAGE		SLUGGING PERCENTAGE		STOLEN BASES		WALKS		STRIKEOUTS	
Total	Year	Total	Year	Total	Year	Total	Year	Total	Year	Total	Year
14	2003	.359	1997	.479	2007	48	2003	133	1998	265	2019
10	2007	.355	2007	.455	2001	28	1997	127	1997	259	2018/2021
8	1999/2008	.347	1998	.450	2008	27	2023	106	2000	258	2023
7	2002/2005/2022	.339	2005	.446	2004	26	2001	101	2003	242	2014
6	Five Times	.337	2003	.428	2003	24	2001/2002	99	2002	232	2008

TEAM RECORDS - SINGLE-SEASON BATTING IN APRIL

HITS		BATTING AVERAGE		HOME RUNS		RBI		RUNS SCORED		DOUBLES	
Total	Year	Total	Year	Total	Year	Total	Year	Total	Year	Total	Year
270	2003	282	2007	35	2001/2008	135	2007	143	2007	60	2007
252	2007	272	2004/2005	34	2004	127	2003	132	2003	54	2008/2011
240	2008	271	2016	32	2007	116	2000	128	2000	51	2001
229	2002	269	2003	30	2002	115	1998	122	1998	48	2003
226	2014	265	2008	29	2003	114	2001	119	2001/2008	47	2002

TRIPLES		ON-BASE PERCENTAGE		SLUGGING PERCENTAGE		STOLEN BASES		WALKS		STRIKEOUTS	
Total	Year	Total	Year	Total	Year	Total	Year	Total	Year	Total	Year
13	2003	.359	1997	.479	2007	45	2003	129	1998	259	2021
10	2007	.355	2007	.458	2008	28	1997	127	1997	241	2023
8	1999/2008	.345	1998	.455	2001	27	2023	106	2000	235	2019
7	2002/2005/2022	.339	2003/2005	.446	2004	26	2001	99	2002/2003	231	2014/2018
6	2000/2012/2014/2015/2016	.334	2001/2016	.430	2003	24	1993/2002	94	2007	221	2008

TEAM RECORDS - SINGLE-SEASON BATTING IN MAY

HITS		BATTING AVERAGE		HOME RUNS		RBI		RUNS SCORED		DOUBLES	
Total	Year	Total	Year	Total	Year	Total	Year	Total	Year	Total	Year
269	2016	278	1997	43	2008	136	2008	143	2008	67	2004
267	2002	273	2016	36	2017	133	2006	140	2006	62	2005
265	2006	272	2005	33	2000	125	2010	132	2002	61	1997/2003
264	1997	270	2017	31	1999/2003/2010/2022	123	2012/2014	131	2010/2012	58	2007
258	2015	268	2002/2003/2023	30	1996	120	1998/2002/2017	127	1997/1998/2014	57	2006

TRIPLES		ON-BASE PERCENTAGE		SLUGGING PERCENTAGE		STOLEN BASES		WALKS		STRIKEOUTS	
Total	Year	Total	Year	Total	Year	Total	Year	Total	Year	Total	Year
9	2013	.357	1997	.452	2008	45	2002	124	1995	264	2021
8	2014	.343	2002	.449	2003	41	2000	109	2012	252	2009
7	Six Times	.339	1994	.441	2017	40	2012	108	2002	244	2007
		.338	2017	.433	2005	34	1995	105	1997	232	2006/2010
		.335	2005/2006/2012	.419	2014	26	1998/2003	101	1994	229	2018

TEAM RECORDS - SINGLE-SEASON BATTING IN JUNE

HITS		BATTING AVERAGE		HOME RUNS		RBI		RUNS SCORED		DOUBLES	
Total	Year	Total	Year	Total	Year	Total	Year	Total	Year	Total	Year
264	2009	280	2009	40	2008	147	2001	150	2001	69	2001
259	2005	278	2010	34	2022	141	2003	149	2003	61	2019
256	2001	273	2005/2006	33	2000	132	2022	139	2022	54	2010
255	2016	271	1999/2000	32	2006	129	1999	133	1999/2010	53	2007
253	2010	270	1994/1995	31	1995/2021	128	2010	131	2009	52	2018

TRIPLES		ON-BASE PERCENTAGE		SLUGGING PERCENTAGE		STOLEN BASES		WALKS		STRIKEOUTS	
Total	Year	Total	Year	Total	Year	Total	Year	Total	Year	Total	Year
12	1993	.356	2002	.454	2006	35	2022	120	1997	272	2014
11	1999	.344	2010	.452	2000	27	2010	116	2002	253	2019
9	2000/2003/2010	.343	2005	.435	2003	26	2002	92	2005	252	2021
8	2013/2016	.339	2000/2006/2009	.434	2007	25	2000	88	2000/2010	251	2018
7	1994/2004/2015/2018	.338	1999	.433	1999/2005/2010	23	1998/2003	87	1996/2001/2003/2008	241	2022

FRONT OFFICE

FIELD STAFF

PLAYERS

CLUB HISTORY

SEASON IN REVIEW

OPPONENTS

GENERAL INFORMATION

MARLINS TEAM BATTING RECORDS - SINGLE SEASON SPLITS

TEAM RECORDS - SINGLE-SEASON BATTING IN JULY

HITS		BATTING AVERAGE		HOME RUNS		RBI		RUNS SCORED		DOUBLES	
Total	Year	Total	Year	Total	Year	Total	Year	Total	Year	Total	Year
268	2005	.297	2005	41	2006	133	2008/2017	140	2006	65	2017
264	1999	.287	1999/2001	39	2007	129	2006	139	2017	57	2016
259	2006	.284	2007	35	2017	128	2011	138	1996/2005	56	2008
256	2017	.280	2003	34	2008	127	1996	135	2008	55	1998/2007
254	1996/2007	.279	2017	32	2011	126	2005/2007	134	2011	54	2000/2005

TRIPLES		ON-BASE PERCENTAGE		SLUGGING PERCENTAGE		STOLEN BASES		WALKS		STRIKEOUTS	
Total	Year	Total	Year	Total	Year	Total	Year	Total	Year	Total	Year
9	1996	.357	2005	.495	2022	38	2012	104	2011	237	2021
8	2006	.351	2007	.490	2007	34	2000/2002	95	1996	236	2008
7	1995/2016	.348	2003	.471	2017	28	1998/2011	94	2002	235	2014
6	Seven Times	.347	2017	.458	2006	26	2022	93	2008	233	2022
		.346	1999	.454	2005	25	2005	91	2017	226	2019

TEAM RECORDS - SINGLE-SEASON BATTING IN AUGUST

HITS		BATTING AVERAGE		HOME RUNS		RBI		RUNS SCORED		DOUBLES	
Total	Year	Total	Year	Total	Year	Total	Year	Total	Year	Total	Year
290	2009	.298	2009	40	2007	145	1997	149	1997/2009	68	2001
279	1995	.285	1994	39	2017	141	2009	146	1995	58	2010
264	2001	.272	1995	33	2023	140	1995	136	1996	56	2006/2008
263	1997	.270	2004	30	1996	128	1996	132	2006	52	1995/2005/2009
262	1996	.269	2006	29	2009/2019	126	2006/2017	131	2017	50	2012

TRIPLES		ON-BASE PERCENTAGE		SLUGGING PERCENTAGE		STOLEN BASES		WALKS		STRIKEOUTS	
Total	Year	Total	Year	Total	Year	Total	Year	Total	Year	Total	Year
12	2006/2015	.375	2009	.464	1994	30	2022	141	1997	280	2019
9	1995/1999	.360	1997	.451	2009	28	2002	113	2009	262	2021
7	Six Times	.341	1995	.438	2006	27	1996/1999	111	1996	256	2020
		.338	2004	.435	2017	25	2015/2022	104	2008	251	2010
		.337	2000	.434	2007	24	1995	102	1995	249	2014

TEAM RECORDS - SINGLE-SEASON BATTING IN SEPTEMBER

HITS		BATTING AVERAGE		HOME RUNS		RBI		RUNS SCORED		DOUBLES	
Total	Year	Total	Year	Total	Year	Total	Year	Total	Year	Total	Year
284	2017	.293	2015	37	2023	144	2017	151	2017	68	2007
274	2002	.279	2017	36	2006	137	2009	144	2007	58	2002/2009
264	2007	.278	2002	33	2008/2020	134	2007	141	2010	55	2010
263	2009	.276	2007/2008/2009	32	2007	133	2008	140	2009	54	2003
260	2004/2006	.271	2005	31	1997/1999/2009	129	1997/2020	136	1997	53	2006/2017

TRIPLES		ON-BASE PERCENTAGE		SLUGGING PERCENTAGE		STOLEN BASES		WALKS		STRIKEOUTS	
Total	Year	Total	Year	Total	Year	Total	Year	Total	Year	Total	Year
11	2010	.352	2008	.461	2007	33	1995	106	1997	261	2010
10	2017	.351	2009	.460	2008	30	2000	104	1995	257	2020
8	1998/2012/2016	.345	2005	.446	2006	29	1996	99	2010	255	2021
7	1995/2001/2002	.344	1995	.443	2002	28	1993	98	2005/2009	250	2007
6	Five Times	.342	2007	.442	2009	24	2005	96	2011	245	2013/2018

TEAM RECORDS - SINGLE-SEASON BATTING IN SEPTEMBER/OCTOBER

HITS		BATTING AVERAGE		HOME RUNS		RBI		RUNS SCORED		DOUBLES	
Total	Year	Total	Year	Total	Year	Total	Year	Total	Year	Total	Year
294	2009	.288	2015	37	2006/2023	154	2009	157	2009	68	2007/2009
293	2015	.278	2002/2017	33	2008/2020	148	2017	156	2017	59	2010
292	2017	.277	2009	32	1999/2007	134	2007	144	2007	58	2002
283	2004	.276	2007/2008	31	1997/2009	133	1995/2008	141	2008	55	2006
276	2005	.275	2005	30	Four Times	129	1997/2000/2020	138	1995/2004	54	2003/2005

TRIPLES		ON-BASE PERCENTAGE		SLUGGING PERCENTAGE		STOLEN BASES		WALKS		STRIKEOUTS	
Total	Year	Total	Year	Total	Year	Total	Year	Total	Year	Total	Year
13	2010	.353	2009	.461	2007	33	1995	112	2009	293	2022
10	2001/2012/2017	.352	2008	.460	2008	32	2000	108	1995/2010	289	2010
9	2016	.350	2005	.443	2002/2006	30	1993	106	1997/2005	279	2021
8	1998	.349	1995	.436	2009	29	1996	102	1993	257	2020
7	1995/2002	.342	2007	.434	1995	24	2005/2012	96	2011	253	2012/2017

MARLINS PLAYER RECORDS - CAREERS, SEASONS, AND GAMES

PLAYER RECORDS - SINGLE-GAME PITCHING

FRONT OFFICE

FIELD STAFF

PLAYERS

CLUB HISTORY

SEASON IN REVIEW

OPPONENTS

GENERAL INFORMATION

INNINGS PITCHED

Pitcher Type	IP	Occurrences (last player)	Date (last)
Starter	9.0	Many times (Sandy Alcantara)	(8/12/23 vs. NYY)
Reliever	7.0	Kevin Slowey	6/8/13 at NYM

Season Notables	Player
Most 9.0 IP Games (SP).....	7; L. Hernandez (1998); A. Burnett (2002)
Most 4.0+ IP Games (RP).....	3; T. Mathews (1995); B. Moehler (2006); C. Gaudin (2012)

Career Notables	Player
Most 9.0 IP Games (SP).....	13; A.J. Burnett
Most 4.0+ IP Games (RP).....	4; Terry Mathews, Brian Moehler

HITS ALLOWED

Pitcher Type	Hits	Occurrences (last player)	Date (last)
Starter	15	Ricky Nolasco	5/29/11 at LAD
Reliever	12	José Ureña	4/28/17 vs. PIT

Season Notables	Player
Most 10+ Hit Games (SP).....	8; Liván Hernández (1998)
Most 8+ Hit Games (RP).....	2; C. Hammond (1996); K. Olsen (2003); T. Cloyd (2018)

Career Notables	Player
Most 10+ Hit Games (SP).....	16; Ricky Nolasco
Most 8+ Hit Games (RP).....	2; C. Hammond; K. Olsen; T. Cloyd, E. Hernandez

RUNS ALLOWED

Pitcher Type	Runs	Occurrences (last player)	Date (last)
Starter	11	Four times (Braxton Garrett)	(5/3/23 vs. ATL)
Reliever	13	Jordan Yamamoto	(9/9/20 at ATL)

Season Notables	Player
Most 10+ Run Games (SP).....	1; 11 times (last, Braxton Garrett, 2023)
Most 8+ Run Games (RP).....	2; Jason Vargas (2006)

Career Notables	Player
Most 10+ Run Games (SP).....	2; Ricky Nolasco
Most 8+ Run Games (RP).....	2; Jason Vargas

WALKS

Pitcher Type	Walks	Occurrences (last player)	Date (last)
Starter	9	Twice (A.J. Burnett)	(5/12/01 at SD)
Reliever	6	Edward Cabrera	9/12/23 at MIL

Season Notables	Player
Most 6+ BB Games (SP).....	5; Al Leiter (1996); Ryan Dempster (1999)
Most 4+ BB Games (RP).....	2; Seven times (last, José Quijada, 2019)

Career Notables	Player
Most 6+ BB Games (SP).....	10; Ryan Dempster; A.J. Burnett
Most 4+ BB Games (RP).....	3; Robb Nen

WILD PITCHES

Pitcher Type	WP	Occurrences (last player)	Date (last)
Starter	3	Five times (Jeff Locke)	(6/6/17 at CHC)
Reliever	3	Twice (Anthony Bender)	(6/29/21 at PHI)

Season Notables	Player
Most 2+ WP Games (SP).....	4; Charlie Hough (1993)
Most 2+ WP Games (RP).....	1; Many times (last, Richard Bleier, 2022)

Career Notables	Player
Most 2+ WP Games (SP).....	6; Charlie Hough
Most 2+ WP Games (RP).....	2; Andrew Miller; Tayron Guerrero; Kyle Barraclough

STRIKEOUTS

Pitcher Type	SO	Occurrences (last player)	Date (last)
Starter	16	Ricky Nolasco	9/30/09 at ATL
Reliever	8	Three times (Edward Cabrera)	9/6/23 vs. LAD

Season Notables	Player
Most 10+ Strikeout Games (SP).....	9; José Fernández (2016)
Most 5+ Strikeout Games (RP).....	2; 10 times (George Soriano and Edward Cabrera, 2023)

Career Notables	Player
Most 10+ Strikeout Games (SP).....	18; José Fernández
Most 5+ Strikeout Games (RP).....	2; 15 times

HOME RUNS ALLOWED

Pitcher Type	HR	Occurrences (last player)	Date (last)
Starter	5	Darren Oliver	4/27/04 at COL
Reliever	4	Three times (Eliesser Hernandez)	6/3/22 vs. SF

Season Notables	Player
Most 3+ HR Games (SP).....	3; Jack Armstrong (1993); Tom Koehler (2015)
Most 2+ HR Games (RP).....	3; Wei-Yin Chen (2019); José Quijada (2019), Devin Smeltzer (2023)

Career Notables	Player
Most 3+ HR Games (SP).....	7; Ryan Dempster
Most 2+ HR Games (RP).....	4; Jarlin Garcia

EARNED RUNS ALLOWED

Pitcher Type	ER	Occurrences (last player)	Date (last)
Starter	11	Thrice (Braxton Garrett)	(5/3/23 vs. ATL)
Reliever	12	Jordan Yamamoto	(9/9/20 at ATL)

Season Notables	Player
Most 10+ ER Games (SP).....	1; 10 times (last, Braxton Garrett, 2023)
Most 8+ ER Games (RP).....	1; eight times (last, Bryan Hoeing, 2023)

Career Notables	Player
Most 10+ ER Games (SP).....	2; Ricky Nolasco
Most 8+ ER Games (RP).....	2; Eliesser Hernandez

HIT BATSMEN

Pitcher Type	HB	Occurrences (last player)	Date (last)
Starter	3	13 times (Pablo López)	(7/3/22 at WSH)
Reliever	2	18 times (Enmanuel De Jesus)	(9/27/23 (1) at NYM)

Season Notables	Player
Most 3 HB Games (SP).....	2; Dontrelle Willis (2006)
Most 2 HB Games (RP).....	2; Nate Bump (2003)

Career Notables	Player
Most 3 HB Games (SP).....	2; Dontrelle Willis; José Ureña, Pablo López
Most 2 HB Games (RP).....	2; Nate Bump

PITCHES THROWN

Pitcher Type	Pitches	Occurrences (last player)	Date (last)
Starter	153	Liván Hernández	6/14/98 vs. NYM
Reliever	101	Jason Vargas	(7/8/06 (2) at NYM)

Season Notables	Player
Most 100+ Pitch Games (SP).....	29; Dontrelle Willis (2006)
Most 60+ Pitch Games (RP).....	4; Jordan Holloway (2021)

Career Notables	Player
Most 100+ Pitch Games (SP).....	114; Dontrelle Willis
Most 60+ Pitch Games (RP).....	4; Jordan Holloway, Eliesser Hernandez

MARLINS TEAM RECORDS - SEASONS AND GAMES

TEAM RECORDS - SINGLE-SEASON PITCHING

WINS		LOSSES		EARNED RUN AVERAGE		INNINGS PITCHED		COMPLETE GAMES		SHUTOUTS	
Total	Year	Total	Year	Total	Year	Total	Year	Total	Year	Total	Year
92	1997	108	1998	3.71	2013	1460.0	2013	14	2005	17	2010
91	2003	105	2019	3.78	2014	1459.2	2011	12	1995	16	2014
87	2009	100	2013	3.83	1997	1457.2	2014		1997	15	2005
84	2008/2023	98	1993/1999/2018	3.87	2022	1456.1	2002	11	1998	14	2004
83	2004/2005	93	2012/2022	3.95	2011/1996	1449.2	1998		2002	13	1996/2013

RUNS ALLOWED		EARNED RUNS ALLOWED		HITS ALLOWED		HOME RUNS ALLOWED		AVERAGE AGAINST		WALKS	
Total	Year	Total	Year	Total	Year	Total	Year	Total	Year	Total	Year
923	1998	834	1998	1617	1998	236	2019	241	2021	715	1998
891	2007	793	2007		2007	193	2017	242	2022	661	2007
852	1999	781	1999	1560	1999	192	2018	245	2019	655	1999
822	2017	772	2017	1481	2014	191	2023	246	2023	650	2000
809	2018	762	2018	1477	2000	182	1998	250	1997	639	1997

STRIKEOUTS - TEAM		STRIKEOUTS - STARTER		HIT BATSMEN		WILD PITCHES		BALKS		STRIKEOUTS PER 9.0 INNINGS	
Total	Year	Total	Year	Total	Year	Total	Year	Total	Year	Total	Year
1490	2023	855	2022	90	2019	85	1993	20	1993	9.3	2023
1437	2022	825	2023	88	2021	71	2019	13	1994	9.0	2022
1381	2021	809	2016	76	2007/2022	67	2007	12	1999	8.8	2021
1379	2016	808	2019	75	2017	66	2016	11	2003	8.7	2016
1378	2019	801	1997	74	2006	62	1998	10	1998/2000/2011	8.6	2019

RELIEF WINS		RELIEF LOSSES		RELIEF STRIKEOUTS		SAVES		SAVE OPPORTUNITIES		SAVE PERCENTAGE	
Total	Year	Total	Year	Total	Year	Total	Year	Total	Year	Total	Year
45	2023	35	1998	665	2023	55	2016	84	2016	83.3	1994
34	2021	34	2013/2019/2021	593	2021	53	2004	75	2004	77.4	1993
32	2016	33	2018	582	2022	48	1993/2000	74	2023	72.0	2003
31	2000/2008/2009	32	2022	570	2016	45	2009	72	2022	70.7	1996
30	2011/2014/2017				2019	43	2023	69	2009		2004

WHIP		LOWEST WALK PER 9.0 INNINGS		LOWEST HR PER 9.0 INNINGS		HIGHEST SO/BB RATIO		INTENTIONAL WALKS		PICKOFFS	
Total	Year	Total	Year	Total	Year	Total	Year	Total	Year	Total	Year
1.27	2022	2.83	2014	0.70	2014	2.90	2023	73	2018	19	2000
1.28	2021	3.08	2011	0.70	1996	2.81	2022	72	2011	15	1999
1.29	2023	3.09	2012	0.72	2005	2.61	2021	66	2008	14	1994
1.30	2013/2011	3.20	2022	0.75	2013	2.60	2014	62	2016	12	Five Times
1.32	2015	3.20	2015	0.80	2003	2.44	2011	61	1998/2004/2012		

TEAM RECORDS - SINGLE-GAME PITCHING

HITS ALLOWED				RUNS ALLOWED			
Game Type	Hits	Occurrences	Date (last)	Game Type	Runs	Occurrences	Date (last)
9 inn.	28	Once	6/27/03 at BOS	9 inn.	29	Once	9/9/20 at ATL
Extras	22	Once	4/27/03 vs. STL	Extras	13	Twice	6/1/22 (2) at COL

EARNED RUNS ALLOWED				PITCHES THROWN			
Game Type	Earned Runs	Occurrences	Date (last)	Game Type	Pitches	Occurrences	Date (last)
9 inn.	27	Once	9/9/20 at ATL	9 inn.	252	Once	6/27/03 at BOS
Extras	12	Once	6/1/22 (2) at COL	Extras	310	Once	8/20/99 vs. HOU

BATTERS FACED				SINGLES			
Game Type	BF	Occurrences	Date (last)	Game Type	Singles	Occurrences	Date (last)
9 inn.	58	Once	9/9/20 at ATL	9 inn.	16	Five times	(5/12/15 at LAD)
Extras	83	Twice	(6/8/13 at NYM)	Extras	17	Once	4/27/03 vs. STL

DOUBLES				TRIPLES			
Game Type	Doubles	Occurrences	Date (last)	Game Type	Triples	Occurrences	Date (last)
9 inn.	9	Once	7/20/03 vs. CHC	9 inn.	3	12 times	(4/28/17 vs. PIT)
Extras	7	Once	6/14/02 vs. TB	Extras	4	Once	4/27/03 vs. STL

HOME RUNS				EXTRA-BASE HITS			
Game Type	HR	Occurrences	Date (last)	Game Type	XBH	Occurrences	Date (last)
9 inn.	7	Once	9/9/20 at ATL	9 inn.	13	Once	8/13/19 vs. LAD
Extras	7	Once	8/12/20 at TOR	Extras	9	Twice	8/12/20 at TOR

WALKS				INTENTIONAL WALKS			
Game Type	Walks	Occurrences	Date (last)	Game Type	IBB	Occurrences	Date (last)
9 inn.	12	Four times	(4/7/23 at NYM)	9 inn.	4	Three times	(9/23/06 at PHI)
Extras	17	Once	8/20/99 vs. HOU	Extras	5	Once	7/4/21 at ATL

STRIKEOUTS - TEAM				STRIKEOUTS - RELIEVERS			
Game Type	SO-Team	Occurrences	Date (last)	Game Type	SO-Relief	Occurrences	Date (last)
9 inn.	17	Twice	(9/9/16 vs. LAD)	9 inn.	13	Once	6/13/14 vs. PIT
Extras	22	Once	7/6/05 vs. MIL	Extras	10	Five times	(9/15/18 at PHI)

HIT BATSMEN				GROUND INTO DOUBLE PLAY			
Game Type	HB	Occurrences	Date (last)	Game Type	GIDP	Occurrences	Date (last)
9 inn.	4	Three times	(6/17/22 at NYM)	9 inn.	4	16 times	(7/21/21 at WSH)
Extras	4	Once	7/3/22 at WSH	Extras	5	Once	9/25/20 at NYY

SACRIFICE FLIES				SACRIFICE HITS			
Game Type	Sac Flies	Occurrences	Date (last)	Game Type	Sac Hits	Occurrences	Date (last)
9 inn.	4	Twice	(5/17/07 at PIT)	9 inn.	4	Three times	(4/29/09 at NYM)
Extras	3	Twice	(6/10/02 at KC)	Extras	4	Twice	(4/2/01 vs. PHI)

RUNNERS STRANDED			
Game Type	Stranded	Occurrences	Date (last)
9 inn.	16	Three times	(8/26/12 at LAD)
Extras	22	Once	6/8/13 at NYM

MARLINS TEAM PITCHING RECORDS - SINGLE SEASON SPLITS

TEAM RECORDS - SINGLE-SEASON PITCHING - AT HOME

WINS		LOSSES		EARNED RUN AVERAGE		INNINGS PITCHED		WHIP		STRIKEOUTS - STARTER	
Total	Year	Total	Year	Total	Year	Total	Year	Total	Year	Total	Year
53	2003	51	2019	2.99	1996	769.0	2018	1.20	2021	446	2023
52	1996/1997	50	1998	3.17	2003	757.0	2007	1.22	1996	434	2005
46	2001/2002/2023	47	2011/2022	3.27	2021	754.0	1998	1.23	2003	433	2016/2022
45	2005/2008/2009	46	1993	3.39	2014	753.0	2003	1.25	2018/2023	431	2021
43	2000/2009	45	1999/2007/2013	3.53	2016	752.0	2002	1.26	2014	426	2001

STRIKEOUTS - RELIEVER		WALKS		HOME RUNS ALLOWED		SAVES	
Total	Year	Total	Year	Total	Year	Total	Year
333	2021	371	2007	105	2019	26	2004
329	2023	342	1998	90	1998/2022	25	1993/2005/2016
306	2022	340	1997	89	2023	23	1996/2000
304	2019	325	2009	83	2004/2009	22	2003
301	2015	323	2002	81	2000	21	2009

TEAM RECORDS - SINGLE-SEASON PITCHING - ON ROAD

WINS		LOSSES		EARNED RUN AVERAGE		INNINGS PITCHED		WHIP		STRIKEOUTS - STARTER	
Total	Year	Total	Year	Total	Year	Total	Year	Total	Year	Total	Year
44	2009	58	1998	3.80	1994	736.2	2011	1.24	2022	422	2022
41	2004/2011	56	2021	3.87	2022	726.2	2017	1.32	2011	400	1997
40	1997	55	2013/2018	4.01	2013	714.0	2013	1.33	2013	396	2019
39	2008/2010/2016	54	2019	4.09	1993	709.0	1996	1.34	2023	379	2023
38	2003/2005/2023	53	1996/1999	4.10	2009	708.0	2001	1.35	2009/2015	376	2016

STRIKEOUTS - RELIEVER		WALKS		HOME RUNS ALLOWED		SAVES	
Total	Year	Total	Year	Total	Year	Total	Year
336	2023	373	1998	131	2019	30	2016
278	2016	339	2000	119	2017	27	2004/2011
276	2022	336	1999	118	2018	26	2022
266	2019	330	2017	102	2023	25	2000/2014
263	2017	323	2001	97	2007	24	2009

TEAM RECORDS - SINGLE-SEASON PITCHING - PRE ALL-STAR BREAK

WINS		LOSSES		EARNED RUN AVERAGE		INNINGS PITCHED		WHIP		STRIKEOUTS - STARTER	
Total	Year	Total	Year	Total	Year	Total	Year	Total	Year	Total	Year
53	2023	58	2013	3.45	2021	887.0	2018	1.20	2021	509	2023
50	1997/2008	57	2018	3.64	1996	853.1	2014	1.24	2022	465	2022
49	2003	56	1999	3.65	1997	848.1	2008	1.26	2015/2023	459	2021
47	2016	55	1998/2019	3.78	2022	847.1	2003	1.30	2011	448	2019
46	2009	51	2015	3.79	2015	846.2	2013	1.32	2013/2019	447	2016

STRIKEOUTS - RELIEVER		WALKS		HOME RUNS ALLOWED		SAVES	
Total	Year	Total	Year	Total	Year	Total	Year
365	2018	385	2018	112	2018	33	2016
359	2023	381	1998	106	2019	31	2004
328	2021	379	2007	103	2008	30	2000
321	2022	378	2008	99	2023	28	2023
319	2017	368	2002	96	2000	27	1993/2011

TEAM RECORDS - SINGLE-SEASON PITCHING - POST ALL-STAR BREAK

WINS		LOSSES		EARNED RUN AVERAGE		INNINGS PITCHED		WHIP		STRIKEOUTS - STARTER	
Total	Year	Total	Year	Total	Year	Total	Year	Total	Year	Total	Year
43	1995	53	1998	3.49	2013	683.2	1995	1.27	2003	393	1997
42	1997/2003	50	2019	3.50	2014	681.2	1997	1.28	2013	390	2022
41	2009	49	2012	3.78	2003	674.1	2006	1.30	2011	374	2001
40	1996/2006	48	1993	3.98	2011	674.0	2012	1.31	2022	362	2016
39	2005	45	2022	3.99	2022	673.2	1998	1.31	2014	360	2019

STRIKEOUTS - RELIEVER		WALKS		HOME RUNS ALLOWED		SAVES	
Total	Year	Total	Year	Total	Year	Total	Year
306	2023	334	1998	130	2019	27	2005
277	2007	316	1997	99	2017	25	2009
271	2016	305	1993	96	1998	22	2004/2016
265	2021	304	1999	95	2007	21	1993/1995/1999/2006
263	2019	299	2006	92	2023	20	1996/2014

FRONT OFFICE

FIELD STAFF

PLAYERS

CLUB HISTORY

SEASON IN REVIEW

OPPONENTS

GENERAL INFORMATION

MARLINS TEAM PITCHING RECORDS - SINGLE SEASON SPLITS

TEAM RECORDS - SINGLE-SEASON PITCHING IN MARCH/APRIL

WINS - TEAM		WINS - STARTERS		WINS - RELIEVERS		LOSSES		INNINGS PITCHED		STRIKEOUTS - STARTERS	
Total	Year	Total	Year	Total	Year	Total	Year	Total	Year	Total	Year
16	2011/2023	13	2005	9	2023	21	2019	266.0	2003	149	2003
15	1997/2004/2008	11	1997/2004/2007	8	2009	19	2013	258.0	2019	148	2019
14	2003/2005/2009	10	2000/201/2022	7	2021	18	1998/2018	257.0	2018/2023	146	2023
13	2000/2002/2014			6	2011/2017/2008	17	1999	246.0	2013	142	2014
12	Four Times			5	2002/2003/2018	16	1996/2006	241.0	2008	129	2018/2021

STRIKEOUTS - RELIEVERS		WALKS		HOME RUNS ALLOWED		HIT BATSMEN		WILD PITCHES		SAVES	
Total	Year	Total	Year	Total	Year	Total	Year	Total	Year	Total	Year
131	2018	133	1998	36	2019/2023	19	2019	16	2019	11	2004
115	2019	125	2018	35	2018	18	2021	15	2016	10	1994
102	2023	115	2007	32	2017	16	1997	13	1994	9	2016/2022
94	2021	111	2002/2003	28	2021	15	2018	12	2002/2003/2008	8	1993/2000/2011/2023
87	2013	108	2000	27	1994/2000/2007	14	2001/2006/2023	11	2007/2009	7	1997

TEAM RECORDS - SINGLE-SEASON PITCHING IN APRIL

WINS - TEAM		WINS - STARTERS		WINS - RELIEVERS		LOSSES		INNINGS PITCHED		STRIKEOUTS - STARTERS	
Total	Year	Total	Year	Total	Year	Total	Year	Total	Year	Total	Year
16	2011	13	2005	9	2023	19	2013/2019	257.0	2003	148	2003
15	1997/2004/2008	11	1997/2004/2007	8	2009	18	1998	246.0	2013	139	2023
14	2003/2005/2009	10	2000/201/2022	7	2021	17	1999	239.0	2000/2023	133	2014
13	2000/2002			6	2011/2017/2008	16	1996/2006/2018	238.2	2002	129	2019/2021
12	Five Times			5	2002/2003	15	2021	235.0	1996	119	2005/2011

STRIKEOUTS - RELIEVERS		WALKS		HOME RUNS ALLOWED		HIT BATSMEN		WILD PITCHES		SAVES	
Total	Year	Total	Year	Total	Year	Total	Year	Total	Year	Total	Year
106	2018	127	1998	35	2019/2023	18	2019/2021	15	2016	11	2004
101	2019	115	2007	32	2017	16	1997	14	2019	10	1994
96	2023	111	2002	30	2018	14	2001/2006	13	1994	9	2016/2022
94	2007	108	2000	28	2021	13	2023	12	2002	8	1993/2000/2011
87	2013	107	2018	27	1994/2000/2007	12	2007	11	Four Times	7	1997

TEAM RECORDS - SINGLE-SEASON PITCHING IN MAY

WINS - TEAM		WINS - STARTERS		WINS - RELIEVERS		LOSSES		INNINGS PITCHED		STRIKEOUTS - STARTERS	
Total	Year	Total	Year	Total	Year	Total	Year	Total	Year	Total	Year
21	2012	15	2012	8	2011/2014	22	2013	265.0	2012	152	2023
16	1996/1997/2008	13	2001/2010	7	1997/2023	20	1995/1998/2008	264.1	2009	145	2001
15	Six Times	12	2008	6	2007/2012/2021	19	2015	260.2	2007	144	2011
		11	1996/2004/2016	5	Four Times	18	1999/2006/2017/2018	260.0	2015	143	1997
						17	2000	259.0	2006	141	2016

STRIKEOUTS - RELIEVERS		WALKS		HOME RUNS ALLOWED		HIT BATSMEN		WILD PITCHES		SAVES	
Total	Year	Total	Year	Total	Year	Total	Year	Total	Year	Total	Year
119	2009	130	1998	38	2009	24	2017	16	1994	12	2011/2012
115	2023	127	2017	37	2002	18	2006	15	2015	11	2016
100	2017/2021	124	2002	36	2018	14	1999	11	1995/2007/2009/2022	10	2002/2004
94	2016	122	1995/2009	35	1998	13	1996/2001/2005	10	1998/2000/2002/2003	9	2001/2002
93	1995	119	1999/2000	34	2000	12	1995/2007	9	Six Times	8	1993/1997/2019

TEAM RECORDS - SINGLE-SEASON PITCHING IN JUNE

WINS - TEAM		WINS - STARTERS		WINS - RELIEVERS		LOSSES		INNINGS PITCHED		STRIKEOUTS - STARTERS	
Total	Year	Total	Year	Total	Year	Total	Year	Total	Year	Total	Year
19	2023	16	2006	10	2000	23	2011	261.0	2014	164	2023
18	2006	14	2003	9	2013	18	2012	254.0	2001	154	2016
17	1997/2009	12	1997/2001	8	2023	17	2021	251.0	2018	153	2021
16	2001/2003	11	1993/2002/2009/2015/2023	7	2017/2022	16	1994/2004/2007/2008/2014	250.1	2011	143	2019
15	2000/2002/2013/2022			6	1998/2007/2008/2009/2016	15	1994/1998/2010/2015	247.2	2019	142	1997

STRIKEOUTS - RELIEVERS		WALKS		HOME RUNS ALLOWED		HIT BATSMEN		WILD PITCHES		SAVES	
Total	Year	Total	Year	Total	Year	Total	Year	Total	Year	Total	Year
107	2022	119	2008	35	2016	17	2022	17	2008	12	2006
104	2014/2016	116	1997/2007	33	2012	16	1998/2016	16	2019	11	2023
102	2023	105	1998	31	2008/2022	14	2002	13	2021	10	1997/2000
98	2017	103	2002	30	2011/2018	13	2008/2015/2021	12	Six Times	9	2007/2013/2016
96	2018	101	2000	29	1999/2019	12	1997			8	1993/2009/2018

FRONT OFFICE

FIELD STAFF

PLAYERS

CLUB HISTORY

SEASON IN REVIEW

OPPONENTS

GENERAL INFORMATION

MARLINS TEAM PITCHING RECORDS - SINGLE SEASON SPLITS

TEAM RECORDS - SINGLE-SEASON PITCHING IN JULY

WINS - TEAM		WINS - STARTERS		WINS - RELIEVERS		LOSSES		INNINGS PITCHED		STRIKEOUTS - STARTERS	
Total	Year	Total	Year	Total	Year	Total	Year	Total	Year	Total	Year
17	2003/2011	13	2006	8	2011/2016	18	1993/1998	255.2	2022	154	1995
16	2010/2016	12	2003	7	2008/2018/2022	17	1994/1996	255.1	2006	147	2022
15	2008	11	1997/2001/2005/2010	6	2021	16	2012	252.1	1998	144	1997
14	Six Times			5	Seven times	15	Eight times	248.1	1995	137	2010
								247.1	2008	134	2006

STRIKEOUTS - RELIEVERS		WALKS		HOME RUNS ALLOWED		HIT BATSMEN		WILD PITCHES		SAVES	
Total	Year	Total	Year	Total	Year	Total	Year	Total	Year	Total	Year
113	2021	132	1997	41	2006	18	2022	20	1993	10	2010/2022
103	2923	122	1996	35	2019	16	2017	13	2017	9	1999/2008/2004/2013/2014
100	2022	115	2000/2006	34	2008	15	2018/2021	12	1996	8	1993/2000/2011/2016
99	2016	111	2007	33	1994/2000	14	2023	11	Five Times	7	Seven Times
88	2007	110	2002/2018	32	2017	13	2004/2012/2016				

TEAM RECORDS - SINGLE-SEASON PITCHING IN AUGUST

WINS - TEAM		WINS - STARTERS		WINS - RELIEVERS		LOSSES		INNINGS PITCHED		STRIKEOUTS - STARTERS	
Total	Year	Total	Year	Total	Year	Total	Year	Total	Year	Total	Year
19	1997	15	2005	7	2017/2020	22	2019	274.1	2005	151	1997
17	1995/2005/2017	14	1997	6	1993/1996/2000	20	1998/2001/2011/2013/2020	268.1	1995	149	2008
16	1996/2004/2006	12	1995/2004	5	1995/1997/2006/2007/2015	19	2007/2018	261.1	1997	147	2022
14	2002/2003/2009	11	2006/2009/2010			18	2015/2016	258.0	1996	144	2001
13	2000/2010/2014/2020					17	2008/2012/2017/2023	256.1	2019	142	2000/2003

STRIKEOUTS - RELIEVERS		WALKS		HOME RUNS ALLOWED		HIT BATSMEN		WILD PITCHES		SAVES	
Total	Year	Total	Year	Total	Year	Total	Year	Total	Year	Total	Year
109	2007/2023	147	1998	69	2019	21	2019	18	2013/2016	12	2005
103	2021	130	1993	43	2007	16	2001/2021	15	1993	10	1996/2006/2017
102	2019	124	2019	40	2001	15	2005/2020	14	1997	9	1993/1995
96	1995/2017/2022	123	2001	39	2020/2023	13	2007/2018	12	2010	8	2004/2009
94	2009/2016	119	1999	38	1995/2021	12	1997/2017	11	1996/2023	7	1999/2000/2012/2021

TEAM RECORDS - SINGLE-SEASON PITCHING IN SEPTEMBER

WINS - TEAM		WINS - STARTERS		WINS - RELIEVERS		LOSSES		INNINGS PITCHED		STRIKEOUTS - STARTERS	
Total	Year	Total	Year	Total	Year	Total	Year	Total	Year	Total	Year
18	2003	13	1996/2003	12	2023	19	1993/2012	257.0	2017	152	2022
17	2009/2023	12	2004	9	2021	18	2019	256.0	2004	149	2009
16	2015/2020	11	1995	8	2009/2020	17	1998/1999/2017/2022	254.0	2002	137	2021
15	1996/2008	10	2000/2015	7	2007	16	Six Times	250.2	2020	136	2000/2003
14	1999/2000/2004			6	2008/2015/2016			250.1	2006	135	2005

STRIKEOUTS - RELIEVERS		WALKS		HOME RUNS ALLOWED		HIT BATSMEN		WILD PITCHES		SAVES	
Total	Year	Total	Year	Total	Year	Total	Year	Total	Year	Total	Year
130		130	2017	43	2017	18	2019	24	1993	11	2009
106	2007/2016	120	2010	39	2022	17	2007	16	2007	10	2023
99	2020	119	1993	37	1998/2020	16	2023	14	2019/2021	9	2016
96	2002/2017/2019	116	2015	36	2007/2023	15	2022	13	1998	8	2003/2004/2007/2014
92	2022	115	2009	34	2019	13	2018	10	2002/2003/2011	7	Seven Times

TEAM RECORDS - SINGLE-SEASON PITCHING IN SEPTEMBER/OCTOBER

WINS - TEAM		WINS - STARTERS		WINS - RELIEVERS		LOSSES		INNINGS PITCHED		STRIKEOUTS - STARTERS	
Total	Year	Total	Year	Total	Year	Total	Year	Total	Year	Total	Year
19	2009	13	1996/2003/2004	12	2023	22	1993	284.1	2022	186	2022
18	2003/2015	12	1995	10	2021	20	2012	281.0	2004	159	2009
17	2023	11	2000/2009/2015	8	2009/2020	19	1999	277.0	1993	158	2009
16	2020	10	2010	7	2007/2015	18	2017/2019/2022	274.2	2009	149	2005
15	Five Times			6	2008/2016/2022	17	1998/2004/2010/2021	273.2	2010	139	2000

STRIKEOUTS - RELIEVERS		WALKS		HOME RUNS ALLOWED		HIT BATSMEN		WILD PITCHES		SAVES	
Total	Year	Total	Year	Total	Year	Total	Year	Total	Year	Total	Year
134	2023	135	2017	45	2017	18	2019/2022	27	1993	12	2009
120	2022	130	1993	42	2022	17	2007	16	2007	10	2023
109	2016	127	2010/2015	37	2020/1998/2004	16	2023	14	2019/2021	9	2004/2015/2016/2022
106	2007	125	1999	36	2007/2023	15	2021	13	1998	8	Seven Times
100	2021	120	2009	34	1999/2019	13	2015/2018	11	2001/2022		

FRONT OFFICE

FIELD STAFF

PLAYERS

CLUB HISTORY

SEASON IN REVIEW

OPPONENTS

GENERAL INFORMATION

FRONT OFFICE

FIELD STAFF

PLAYERS

CLUB HISTORY

SEASON IN REVIEW

OPPONENTS

GENERAL INFORMATION

PLAYER LEADERS - SINGLE-SEASON BATTING - BY POSITION

AS PITCHER		AS CATCHER		AS FIRST BASEMAN		AS SECOND BASEMAN	
At-bats.....	86.....Dontrelle Willis (2005)	At-bats.....	500.....Ivan Rodriguez (2003)	At-bats.....	581.....Derrek Lee (2002)	At-bats.....	642.....Dee Gordon (2017)
Hits.....	23.....Dontrelle Willis (2005)	Hits.....	150.....Ivan Rodriguez (2003)	Hits.....	157.....Derrek Lee (2001, 2002)	Hits.....	205.....Dee Gordon (2015)
AVG (min. 50 PA).....	283.....Dontrelle Willis (2007)	AVG (min. 300 PA).....	301.....J.T. Realmuto (2016)	AVG (min. 300 PA).....	305.....Jorge Cantu (2009)	AVG (min. 300 PA).....	356.....Luis Arraez (2023)
Singles.....	18.....Dontrelle Willis (2005)	Singles.....	107.....J.T. Realmuto (2016)	Singles.....	102.....Orestes Destrade (1993)	Singles.....	169.....Dee Gordon (2015)
Doubles.....	6.....Alex Fernandez (1997)	Doubles.....	35.....Ivan Rodriguez (2003)	Doubles.....	41.....Carlos Delgado (2005)	Doubles.....	48.....Dan Uggla (2007)
Triples.....	3.....Dontrelle Willis (2007)	Triples.....	7.....J.T. Realmuto (2015)	Triples.....	7.....Derrek Lee (2002)	Triples.....	10.....Luis Castillo (2001)
Home Runs.....	3.....3x (last, J. Johnson, 2009)	Home Runs.....	19.....Charles Johnson (1997)	Home Runs.....	32.....Carlos Delgado (2005)	Home Runs.....	33.....Dan Uggla (2007)
Extra-base Hits.....	6.....2x (last, D. Willis, 2007)	Extra-base Hits.....	54.....Ivan Rodriguez (2003)	Extra-base Hits.....	76.....Carlos Delgado (2005)	Extra-base Hits.....	82.....Dan Uggla (2007)
RBI.....	11.....Dontrelle Willis (2005)	RBI.....	82.....Ivan Rodriguez (2003)	RBI.....	108.....Carlos Delgado (2005)	RBI.....	105.....Dan Uggla (2010)
Runs.....	13.....Dontrelle Willis (2005)	Runs.....	89.....Ivan Rodriguez (2003)	Runs.....	95.....Derrek Lee (2002)	Runs.....	112.....Dan Uggla (2007)
Walks.....	9.....Chris Hammond (1993)	Walks.....	60.....Charles Johnson (1997)	Walks.....	98.....Derrek Lee (2002)	Walks.....	92.....Dan Uggla (2009)
Strikeouts.....	46.....Sandy Alcantara (2019)	Strikeouts.....	143.....Jorge Alfaro (2019)	Strikeouts.....	164.....Derrek Lee (2002)	Strikeouts.....	171.....Dan Uggla (2008)
On-base %.....	364.....Chris Hammond (1995)	On-base %.....	371.....Ivan Rodriguez (2003)	On-base %.....	396.....Carlos Delgado (2005)	On-base %.....	418.....Luis Castillo (2000)
Slugging %.....	500.....Dontrelle Willis (2007)	Slugging %.....	478.....Ivan Rodriguez (2003)	Slugging %.....	576.....Carlos Delgado (2005)	Slugging %.....	515.....Dan Uggla (2008)
Steals.....	None.....---	Steals.....	11.....J.T. Realmuto (2016)	Steals.....	21.....Derrek Lee (2003)	Steals.....	62.....Luis Castillo (2000)
Sac Hits.....	16.....Ryan Dempster (2001)	Sac Hits.....	6.....Paul Lo Duca (2004)	Sac Hits.....	3.....Twice	Sac Hits.....	18.....Luis Castillo (2005)
Sac Flies.....	1.....14 times	Sac Flies.....	8.....Paul Lo Duca (2005)	Sac Flies.....	8.....Kevin Millar (1999)	Sac Flies.....	10.....Dan Uggla (2007)
AS THIRD BASEMAN		AS SHORTSTOP		AS LEFT FIELDER		AS CENTER FIELDER	
At-bats.....	611.....Casey McGehee (2014)	At-bats.....	642.....José Reyes (2012)	At-bats.....	593.....Marcell Ozuna (2017)	At-bats.....	678.....Juan Pierre (2004)
Hits.....	193.....Miguel Cabrera (2006)	Hits.....	209.....Hanley Ramírez (2007)	Hits.....	186.....Marcell Ozuna (2017)	Hits.....	221.....Juan Pierre (2004)
AVG (min. 300 PA).....	338.....Miguel Cabrera (2006)	AVG (min. 300 PA).....	342.....Hanley Ramírez (2009)	AVG (min. 300 PA).....	327.....Kevin Millar (2002)	AVG (min. 300 PA).....	326.....Juan Pierre (2004)
Singles.....	142.....Casey McGehee (2014)	Singles.....	143.....Edgar Renteria (1997)	Singles.....	124.....Jeff Conine (1993)	Singles.....	184.....Juan Pierre (2004)
Doubles.....	49.....Miguel Cabrera (2006)	Doubles.....	47.....Hanley Ramírez (2007)	Doubles.....	44.....Cliff Floyd (1998, 2001)	Doubles.....	36.....White (1996)/Yelich (2017)
Triples.....	5.....Derek Dietrich (2017)	Triples.....	12.....José Reyes (2012)	Triples.....	7.....Logan Morrison (2010)	Triples.....	13.....Juan Pierre (2005)
Home Runs.....	32.....Miguel Cabrera (2007)	Home Runs.....	33.....Hanley Ramírez (2008)	Home Runs.....	37.....Marcell Ozuna (2017)	Home Runs.....	31.....Preston Wilson (2000)
Extra-base Hits.....	77.....Miguel Cabrera (2006)	Extra-base Hits.....	81.....Hanley Ramírez (2007)	Extra-base Hits.....	78.....Cliff Floyd (2001)	Extra-base Hits.....	69.....Preston Wilson (2000)
RBI.....	114.....Miguel Cabrera (2006)	RBI.....	105.....Hanley Ramírez (2009)	RBI.....	119.....Marcell Ozuna (2017)	RBI.....	121.....Preston Wilson (2000)
Runs.....	111.....Miguel Cabrera (2006)	Runs.....	125.....Hanley Ramírez (2008)	Runs.....	120.....Cliff Floyd (2001)	Runs.....	100.....Three times
Walks.....	86.....Miguel Cabrera (2006)	Walks.....	91.....Hanley Ramírez (2008)	Walks.....	63.....Three times	Walks.....	80.....Christian Yelich (2017)
Strikeouts.....	124.....Miguel Cabrera (2007)	Strikeouts.....	128.....Hanley Ramírez (2006)	Strikeouts.....	136.....Marcell Ozuna (2017)	Strikeouts.....	185.....Preston Wilson (2000)
On-base %.....	431.....Miguel Cabrera (2006)	On-base %.....	409.....Hanley Ramírez (2009)	On-base %.....	391.....Cliff Floyd (2001)	On-base %.....	374.....Juan Pierre (2004)
Slugging %.....	567.....Miguel Cabrera (2006)	Slugging %.....	557.....Hanley Ramírez (2007)	Slugging %.....	584.....Cliff Floyd (2001)	Slugging %.....	505.....Preston Wilson (1999)
Steals.....	19.....Emilio Bonifacio (2009)	Steals.....	51.....Hanley Ramírez (2007)	Steals.....	26.....Cliff Floyd (1998)	Steals.....	65.....Juan Pierre (2003)
Sac Hits.....	4.....Emilio Bonifacio (2009)	Sac Hits.....	19.....Edgar Renteria (1997)	Sac Hits.....	5.....Eric Owens (2002)	Sac Hits.....	15.....Juan Pierre (2003, 2004)
Sac Flies.....	11.....Mike Lowell (2000, 2002)	Sac Flies.....	6.....Three times	Sac Flies.....	9.....Floyd (1995)/Conine (2000)	Sac Flies.....	9.....Devon White (1996)
AS RIGHT FIELDER		AS OUTFIELDER		AS DESIGNATED HITTER		AS PINCH HITTER	
At-bats.....	600.....Juan Encarnacion (2003)	At-bats.....	678.....Juan Pierre (2004)	At-bats.....	37.....Jorge Cantu (2010)	At-bats.....	100.....Ichiro Suzuki (2017)
Hits.....	163.....Gary Sheffield (1996)	Hits.....	221.....Juan Pierre (2004)	Hits.....	12.....Jorge Cantu (2010)	Hits.....	27.....Ichiro Suzuki (2017)
AVG (min. 300 PA).....	315.....Gary Sheffield (1996)	AVG (min. 300 PA).....	326.....Juan Pierre (2004)	AVG (min. 10 PA).....	471.....Giancarlo Stanton (2017)	AVG (min. 20 PA).....	370.....Greg Dobbs (2011)
Singles.....	101.....Mark Kotsay (2000)	Singles.....	184.....Juan Pierre (2004)	Singles.....	8.....Jorge Cantu (2010)	Singles.....	23.....Ichiro Suzuki (2017)
Doubles.....	37.....Juan Encarnacion (2003)	Doubles.....	44.....Cliff Floyd (1998, 2001)	Doubles.....	3.....Logan Morrison (2012)	Doubles.....	6.....Jim Eisenreich (1997)
Triples.....	8.....Mark Kotsay (1999)	Triples.....	13.....Juan Pierre (2005)	Triples.....	1.....Allen (2003)/Millar (2000)	Triples.....	3.....Wes Helms (2006)
Home Runs.....	57.....Giancarlo Stanton (2017)	Home Runs.....	57.....Giancarlo Stanton (2017)	Home Runs.....	3.....Jorge Cantu (2010)	Home Runs.....	4.....Curtis Granderson (2019)
Extra-base Hits.....	88.....Giancarlo Stanton (2017)	Extra-base Hits.....	88.....Giancarlo Stanton (2017)	Extra-base Hits.....	4.....Three times	Extra-base Hits.....	8.....Wes Helms (2006)
RBI.....	127.....Giancarlo Stanton (2017)	RBI.....	127.....Giancarlo Stanton (2017)	RBI.....	7.....Millar (2000)/Jacobs (2008)	RBI.....	15.....Ross Gload (2009)
Runs.....	118.....Twice	Runs.....	120.....Cliff Floyd (2001)	Runs.....	6.....Jorge Cantu (2010)	Runs.....	14.....Ross Gload (2009)
Walks.....	142.....Gary Sheffield (1996)	Walks.....	142.....Gary Sheffield (1996)	Walks.....	4.....Three times	Walks.....	17.....Tim Raines (2002)
Strikeouts.....	164.....Giancarlo Stanton (2014)	Strikeouts.....	185.....Preston Wilson (2000)	Strikeouts.....	8.....Kevin Millar (2002)	Strikeouts.....	23.....Jason Wood (2007)
On-base %.....	466.....Gary Sheffield (1996)	On-base %.....	466.....Gary Sheffield (1996)	On-base %.....	563.....Cliff Floyd (1999)	On-base %.....	500.....Twice
Slugging %.....	628.....Giancarlo Stanton (2017)	Slugging %.....	628.....Giancarlo Stanton (2017)	Slugging %.....	882.....Giancarlo Stanton (2017)	Slugging %.....	850.....Derek Dietrich (2016)
Steals.....	19.....Juan Encarnacion (2003)	Steals.....	65.....Juan Pierre (2003)	Steals.....	1.....Five times (four players)	Steals.....	3.....Juan Pierre (2013)
Sac Hits.....	6.....Mark Kotsay (1998)	Sac Hits.....	15.....Juan Pierre (2003, 2004)	Sac Hits.....	None.....---	Sac Hits.....	2.....Eight times
Sac Flies.....	9.....Mark Kotsay (1999)	Sac Flies.....	9.....Four times	Sac Flies.....	1.....Six times	Sac Flies.....	3.....Reed Johnson (2014)

PLAYER LEADERS - CAREER BATTING - BY POSITION

AS PITCHER		AS CATCHER		AS FIRST BASEMAN		AS SECOND BASEMAN	
At-bats.....	349.....Ricky Nolasco	At-bats.....	1924.....Charles Johnson	At-bats.....	2798.....Derrek Lee	At-bats.....	4332.....Luis Castillo
Hits.....	76.....Dontrelle Willis	Hits.....	519.....J.T. Realmuto	Hits.....	742.....Derrek Lee	Hits.....	1268.....Luis Castillo
AVG (min. 300 PA).....	228.....Dontrelle Willis	AVG (min. 750 PA).....	287.....Mike Redmond	AVG (min. 750 PA).....	283.....Greg Colbrunn	AVG (min. 750 PA).....	309.....Dee Gordon
Singles.....	55.....Dontrelle Willis	Singles.....	344.....J.T. Realmuto	Singles.....	438.....Derrek Lee	Singles.....	1077.....Luis Castillo
Doubles.....	11.....Ricky Nolasco	Doubles.....	111.....Charles Johnson	Doubles.....	159.....Derrek Lee	Doubles.....	168.....Dan Uggla
Triples.....	4.....Dontrelle Willis	Triples.....	14.....J.T. Realmuto	Triples.....	18.....Derrek Lee	Triples.....	42.....Luis Castillo
Home Runs.....	8.....Dontrelle Willis	Home Runs.....	73.....Charles Johnson	Home Runs.....	127.....Derrek Lee	Home Runs.....	154.....Dan Uggla
Extra-base Hits.....	21.....Dontrelle Willis	Extra-base Hits.....	187.....Charles Johnson	Extra-base Hits.....	304.....Derrek Lee	Extra-base Hits.....	334.....Dan Uggla
RBI.....	35.....Dontrelle Willis	RBI.....	271.....Charles Johnson	RBI.....	414.....Derrek Lee	RBI.....	464.....Dan Uggla
Runs.....	38.....Dontrelle Willis	Runs.....	241.....J.T. Realmuto	Runs.....	415.....Derrek Lee	Runs.....	671.....Luis Castillo
Walks.....	20.....Dontrelle Willis	Walks.....	232.....Charles Johnson	Walks.....	357.....Derrek Lee	Walks.....	532.....Luis Castillo
Strikeouts.....	164.....Ricky Nolasco	Strikeouts.....	493.....Charles Johnson	Strikeouts.....	722.....Derrek Lee	Strikeouts.....	758.....Dan Uggla
On-base %.....	275.....Dontrelle Willis	On-base %.....	352.....Mike Redmond	On-base %.....	353.....Derrek Lee	On-base %.....	386.....Quilvio Veras
Slugging %.....	351.....Dontrelle Willis	Slugging %.....	436.....J.T. Realmuto	Slugging %.....	489.....Mike Jacobs	Slugging %.....	488.....Dan Uggla
Steals.....	None.....---	Steals.....	30.....J.T. Realmuto	Steals.....	51.....Derrek Lee	Steals.....	280.....Luis Castillo
Sac Hits.....	55.....Ricky Nolasco	Sac Hits.....	18.....Mike Redmond	Sac Hits.....	5.....Gaby Sanchez	Sac Hits.....	65.....Luis Castillo
Sac Flies.....	2.....H. Alvarez/R. Boney	Sac Flies.....	17.....Charles Johnson	Sac Flies.....	21.....Derrek Lee	Sac Flies.....	30.....Dan Uggla
AS THIRD BASEMAN		AS SHORTSTOP		AS LEFT FIELDER		AS CENTER FIELDER	
At-bats.....	3471.....Mike Lowell	At-bats.....	3287.....Hanley Ramirez	At-bats.....	2309.....Jeff Conine	At-bats.....	1999.....Juan Pierre
Hits.....	947.....Mike Lowell	Hits.....	1006.....Hanley Ramirez	Hits.....	680.....Jeff Conine	Hits.....	604.....Juan Pierre
AVG (min. 750 PA).....	326.....Miguel Cabrera	AVG (min. 750 PA).....	306.....Hanley Ramirez	AVG (min. 750 PA).....	299.....Cliff Floyd	AVG (min. 750 PA).....	302.....Juan Pierre
Singles.....	569.....Mike Lowell	Singles.....	637.....Hanley Ramirez	Singles.....	467.....Jeff Conine	Singles.....	497.....Juan Pierre
Doubles.....	234.....Mike Lowell	Doubles.....	212.....Hanley Ramirez	Doubles.....	141.....Cliff Floyd	Doubles.....	108.....Preston Wilson
Triples.....	6.....Derek Dietrich	Triples.....	31.....Adeiny Hechavarria	Triples.....	12.....Logan Morrison	Triples.....	32.....Juan Pierre
Home Runs.....	141.....Mike Lowell	Home Runs.....	133.....Hanley Ramirez	Home Runs.....	92.....Cliff Floyd	Home Runs.....	95.....Preston Wilson
Extra-base Hits.....	378.....Mike Lowell	Extra-base Hits.....	369.....Hanley Ramirez	Extra-base Hits.....	241.....Cliff Floyd	Extra-base Hits.....	213.....Preston Wilson
RBI.....	567.....Mike Lowell	RBI.....	427.....Hanley Ramirez	RBI.....	368.....Jeff Conine	RBI.....	315.....Preston Wilson
Runs.....	471.....Mike Lowell	Runs.....	610.....Hanley Ramirez	Runs.....	337.....Cliff Floyd	Runs.....	297.....Preston Wilson
Walks.....	348.....Mike Lowell	Walks.....	365.....Hanley Ramirez	Walks.....	248.....Jeff Conine	Walks.....	188.....Preston Wilson
Strikeouts.....	516.....Mike Lowell	Strikeouts.....	667.....Álex González	Strikeouts.....	453.....Jeff Conine	Strikeouts.....	558.....Preston Wilson
On-base %.....	410.....Miguel Cabrera	On-base %.....	380.....Hanley Ramirez	On-base %.....	372.....Cliff Floyd	On-base %.....	370.....Christian Yelich
Slugging %.....	556.....Miguel Cabrera	Slugging %.....	507.....Hanley Ramirez	Slugging %.....	529.....Cliff Floyd	Slugging %.....	475.....Preston Wilson
Steals.....	39.....Emilio Bonifacio	Steals.....	214.....Hanley Ramirez	Steals.....	77.....Cliff Floyd	Steals.....	166.....Juan Pierre
Sac Hits.....	5.....Emilio Bonifacio	Sac Hits.....	30.....Edgar Renteria	Sac Hits.....	6.....Chris Coghlan	Sac Hits.....	40.....Juan Pierre
Sac Flies.....	53.....Mike Lowell	Sac Flies.....	22.....Álex González	Sac Flies.....	30.....Jeff Conine	Sac Flies.....	17.....Preston Wilson
AS RIGHT FIELDER		AS OUTFIELDER		AS DESIGNATED HITTER		AS PINCH HITTER	
At-bats.....	3497.....Giancarlo Stanton	At-bats.....	3497.....Giancarlo Stanton	At-bats.....	67.....Kevin Millar	At-bats.....	212.....Wes Helms
Hits.....	940.....Giancarlo Stanton	Hits.....	940.....Giancarlo Stanton	Hits.....	19.....Jorge Cantu	Hits.....	56.....Wes Helms
AVG (min. 750 PA).....	283.....Gary Sheffield	AVG (min. 750 PA).....	315.....Kevin Millar	AVG (min. 25 PA).....	333.....G. Dobbs/G. Stanton	AVG (min. 50 PA).....	318.....Ross Gload
Singles.....	469.....Giancarlo Stanton	Singles.....	550.....Juan Pierre	Singles.....	13.....Jorge Cantu	Singles.....	42.....Ichiro Suzuki
Doubles.....	198.....Giancarlo Stanton	Doubles.....	198.....Giancarlo Stanton	Doubles.....	6.....Kevin Millar	Doubles.....	13.....Wes Helms
Triples.....	19.....Mark Kotsay	Triples.....	34.....Juan Pierre	Triples.....	1.....C. Allen/K. Millar	Triples.....	4.....Wes Helms
Home Runs.....	263.....Giancarlo Stanton	Home Runs.....	263.....Giancarlo Stanton	Home Runs.....	4.....Giancarlo Stanton	Home Runs.....	5.....Justin Bour
Extra-base Hits.....	471.....Giancarlo Stanton	Extra-base Hits.....	471.....Giancarlo Stanton	Extra-base Hits.....	9.....Kevin Millar	Extra-base Hits.....	21.....Wes Helms
RBI.....	657.....Giancarlo Stanton	RBI.....	657.....Giancarlo Stanton	RBI.....	13.....Giancarlo Stanton	RBI.....	38.....Wes Helms
Runs.....	568.....Giancarlo Stanton	Runs.....	568.....Giancarlo Stanton	Runs.....	10.....Kevin Millar	Runs.....	22.....Wes Helms
Walks.....	476.....Giancarlo Stanton	Walks.....	477.....Giancarlo Stanton	Walks.....	7.....Cliff Floyd	Walks.....	20.....Wes Helms
Strikeouts.....	1103.....Giancarlo Stanton	Strikeouts.....	1103.....Giancarlo Stanton	Strikeouts.....	21.....Giancarlo Stanton	Strikeouts.....	65.....Wes Helms
On-base %.....	429.....Gary Sheffield	On-base %.....	431.....Gary Sheffield	On-base %.....	429.....Josh Willingham	On-base %.....	478.....Austin Kearns
Slugging %.....	557.....Giancarlo Stanton	Slugging %.....	562.....Kevin Millar	Slugging %.....	630.....Giancarlo Stanton	Slugging %.....	536.....Justin Bour
Steals.....	60.....Gary Sheffield	Steals.....	184.....Juan Pierre	Steals.....	2.....Cliff Floyd	Steals.....	5.....Ichiro Suzuki
Sac Hits.....	10.....J. Encarnacion/M. Kotsay	Sac Hits.....	44.....Juan Pierre	Sac Hits.....	None.....---	Sac Hits.....	3.....Three times
Sac Flies.....	18.....Giancarlo Stanton	Sac Flies.....	32.....Jeff Conine	Sac Flies.....	1.....Six times	Sac Flies.....	5.....Greg Dobbs

FRONT OFFICE

FIELD STAFF

PLAYERS

CLUB HISTORY

SEASON IN REVIEW

OPPONENTS

GENERAL INFORMATION

PLAYER LEADERS - SINGLE-SEASON FIELDING - BY POSITION

PITCHER		CATCHER		CATCHER IN-DEPTH		FIRST BASEMAN	
Games	84 Kevin Brown (1996)	Games	138 Ivan Rodriguez (2003)	Passed balls	23 Benito Santiago (1993)	Games	162 Derrek Lee (2002)
Putouts	36 Kevin Brown (1997)	Games Started	134 Ivan Rodriguez (2003)	PB, fewest *	1 Charles Johnson (1997)	Games Started	161 Derrek Lee (2002)
Assists	54 Kevin Brown (1996)	Innings	1144.0 John Buck (2011)	Caught Stealing	56 Charles Johnson (1997)	Innings	1441.1 Derrek Lee (2002)
Errors	5 Five times	Total Chances	1159 J.T. Realmuto (2016)	CS% *	47.6 Charles Johnson (1996)	Total Chances	1445 Derrek Lee (2002)
Errors, fewest *	0 29 times	Putouts	1069 J.T. Realmuto (2016)	Catcher ERA *	3.56 Charles Johnson (1996)	Putouts	1313 Orestes Destrade (1993)
Fielding % *	0 29 times	Assists	87 J.T. Realmuto (2017)			Assists	121 Derrek Lee (2002)
Double plays	7 Ryan Dempster (2001)	Errors	15 J. Saltalamacchia (2014)			Errors	19 Orestes Destrade (1993)
Triple plays	None	Errors, fewest *	0 Charles Johnson (1997)			Errors, fewest *	1 Justin Bour (2017)
	* minimum 100.0 IP	Fielding % *	1.000 Charles Johnson (1997)			Fielding % *	.999 Justin Bour (2017)
		Double plays	17 Charles Johnson (1997)			Double plays	142 Derrek Lee (2001)
		Triple plays	None			Triple plays	1 Derrek Lee (2002, PO)
SECOND BASEMAN		THIRD BASEMAN		SHORTSTOP		LEFT FIELDER	
Games	158 Dan Uggla (2007)	Games	159 Mike Lowell (2002)	Games	160 Jose Reyes (2012)	Games	152 Marcell Ozuna (2017)
Games Started	158 Dan Uggla (2010)	Games Started	159 Mike Lowell (2002)	Games Started	160 Jose Reyes (2012)	Games Started	151 Marcell Ozuna (2017)
Innings	1401.1 Dan Uggla (2009)	Innings	1409.2 Casey McGehee (2014)	Innings	1410.2 Jose Reyes (2012)	Innings	1335.0 Marcell Ozuna (2017)
Total Chances	752 Dan Uggla (2006)	Total Chances	450 Mike Lowell (2002)	Total Chances	695 Hanley Ramirez (2006)	Total Chances	320 Marcell Ozuna (2017)
Putouts	323 Dan Uggla (2007)	Putouts	150 Mike Lowell (2002)	Putouts	258 Hanley Ramirez (2006)	Putouts	305 Marcell Ozuna (2017)
Assists	466 Omar Infante (2011)	Assists	286 Mike Lowell (2002)	Assists	438 Adeiny Hechavarria (2014)	Assists	12 Miguel Cabrera (2005)
Errors	18 Dan Uggla (2010)	Errors	23 Miguel Cabrera (2007)	Errors	27 Alex Gonzalez (1999)	Errors	9 Cliff Floyd (2000)
Errors, fewest *	5 Craig Counsell (1998)	Errors, fewest *	2 Placido Polanco (2013)	Errors, fewest *	7 Miguel Rojas (2022)	Errors, fewest *	1 Christian Yelich (2014)
Fielding % *	.992 Dee Gordon (2015)	Fielding % *	.990 Placido Polanco (2013)	Fielding % *	.987 Miguel Rojas (2022)	Fielding % *	.996 Christian Yelich (2014)
Double plays	112 Dan Uggla (2006)	Double plays	36 Mike Lowell (2002)	Double plays	111 Hanley Ramirez (2006)	Double plays	3 Conine (2003)/Cabrera (2005)
Triple plays	None	Triple plays	1 Mike Lowell (2002, 2 PO, A)	Triple plays	None	Triple plays	None
CENTER FIELDER		RIGHT FIELDER		OUTFIELDER			* minimum 100 games
Games	162 Juan Pierre (2004)	Games	161 Gary Sheffield (1996)	Games	162 Juan Pierre (2004)		
Games Started	162 Juan Pierre (2004)	Games Started	160 Gary Sheffield (1996)	Games Started	162 Juan Pierre (2004)		
Innings	1439.0 Juan Pierre (2004)	Innings	1355.1 Juan Encarnacion (2003)	Innings	1439.0 Juan Pierre (2004)		
Total Chances	411 Juan Pierre (2003)	Total Chances	336 Juan Encarnacion (2003)	Total Chances	411 Juan Pierre (2003)		
Putouts	402 Juan Pierre (2003)	Putouts	329 Juan Encarnacion (2003)	Putouts	402 Juan Pierre (2003)		
Assists	12 Preston Wilson (2001)	Assists	20 Mark Kotsay (1999)	Assists	20 Mark Kotsay (1998)		
Errors	9 Lewis Brinson (2018)	Errors	9 Jeremy Hermida (2007)	Errors	9 Encarn. (2003)/Suzuki (2015)		
Errors, fewest *	0 Cody Ross (2008)	Errors, fewest *	0 Juan Encarnacion (2003)	Errors, fewest *	0 Encarn. (2003)/Suzuki (2015)		
Fielding % *	1.000 Cody Ross (2008)	Fielding % *	1.000 Juan Encarnacion (2003)	Fielding % *	1.000 Encarn. (2003)/Suzuki (2015)		
Double plays	5 Juan Pierre (2003)	Double plays	5 Mark Kotsay (1999)	Double plays	5 Kotsay (1999)/Pierre (2003)		
Triple plays	None	Triple plays	None	Triple plays	None		

FRONT OFFICE

FIELD STAFF

PLAYERS

CLUB HISTORY

SEASON IN REVIEW

OPPONENTS

GENERAL INFORMATION

PLAYER LEADERS - CAREER FIELDING - BY POSITION

PITCHER		CATCHER		CATCHER IN-DEPTH		FIRST BASEMAN	
Total Chances	230 Dontrelle Willis	Games	582 Charles Johnson	Passed balls	36 J.T. Realmuto	Games	818 Derrek Lee
Putouts	86 Ricky Nolasco	Games Started	561 Charles Johnson	Passed balls, fewest *	9 Jeff Mathis	Games Started	751 Derrek Lee
Assists	167 Dontrelle Willis	Innings	4916.2 Charles Johnson	Caught Stealing	204 Charles Johnson	Innings	6784.0 Derrek Lee
Errors	19 Dontrelle Willis	Total Chances	4185 Charles Johnson	Caught Stealing % *	43.7 Charles Johnson	Total Chances	7015 Derrek Lee
Errors, fewest *	1 Three times	Putouts	3837 Charles Johnson	Catcher ERA *	3.64 Jeff Mathis	Putouts	6376 Derrek Lee
Fielding % *	.985 Braden Looper	Assists	329 Charles Johnson			Assists	595 Derrek Lee
Double plays	16 Ryan Dempster	Errors	30 J.T. Realmuto			Errors	44 Derrek Lee
Triple plays	None	Errors, fewest *	6 Jeff Mathis			Errors, fewest *	8 Jorge Cantu
		Fielding % *	.996 Jeff Mathis			Fielding % *	.996 Justin Bour
		Double plays	64 Charles Johnson			Double plays	676 Derrek Lee
		Triple plays	None			Triple plays	1 Derrek Lee (PO)
SECOND BASEMAN		THIRD BASEMAN		SHORTSTOP		LEFT FIELDER	
Games	1114 Luis Castillo	Games	939 Mike Lowell	Games	880 Alex Gonzalez	Games	636 Jeff Conine
Games Started	1093 Luis Castillo	Games Started	924 Mike Lowell	Games Started	860 Alex Gonzalez	Games Started	609 Jeff Conine
Innings	9564.0 Luis Castillo	Innings	8121.0 Mike Lowell	Innings	7532.2 Alex Gonzalez	Innings	5249.0 Jeff Conine
Total Chances	5398 Luis Castillo	Total Chances	2495 Mike Lowell	Total Chances	3917 Alex Gonzalez	Total Chances	1146 Jeff Conine
Putouts	2219 Luis Castillo	Putouts	726 Mike Lowell	Putouts	1380 Alex Gonzalez	Putouts	1088 Jeff Conine
Assists	3085 Luis Castillo	Assists	1708 Mike Lowell	Assists	2412 Alex Gonzalez	Assists	40 Jeff Conine
Errors	94 Luis Castillo	Errors	61 Mike Lowell	Errors	125 Alex Gonzalez	Errors	32 Cliff Floyd
Errors, fewest *	13 Donovan Solano	Errors, fewest *	25 Wes Helms	Errors, fewest *	40 Kurt Abbott	Errors, fewest *	6 C. Coghlan/C. Yelich
Fielding % *	.988 Donovan Solano	Fielding % *	.976 Mike Lowell	Fielding % *	.981 Miguel Rojas	Fielding % *	.992 Christian Yelich
Double plays	748 Luis Castillo	Double plays	193 Mike Lowell	Double plays	608 Alex Gonzalez	Double plays	9 Christian Yelich
Triple plays	None	Triple plays	1 Mike Lowell (2 PO, A)	Triple plays	None	Triple plays	None
CENTER FIELDER		RIGHT FIELDER		OUTFIELDER			* minimum 200 games
Games	535 Preston Wilson	Games	942 Giancarlo Stanton	Games	942 Giancarlo Stanton		
Games Started	512 Preston Wilson	Games Started	937 Giancarlo Stanton	Games Started	937 Giancarlo Stanton		
Innings	4519.1 Preston Wilson	Innings	8259.0 Giancarlo Stanton	Innings	8260.0 Giancarlo Stanton		
Total Chances	1306 Preston Wilson	Total Chances	2094 Giancarlo Stanton	Total Chances	2096 Giancarlo Stanton		
Putouts	1249 Preston Wilson	Putouts	1992 Giancarlo Stanton	Putouts	1994 Giancarlo Stanton		
Assists	57 Preston Wilson	Assists	60 Giancarlo Stanton	Assists	60 Giancarlo Stanton		
Errors	20 Preston Wilson	Errors	42 Giancarlo Stanton	Errors	42 Giancarlo Stanton		
Errors, fewest *	5 C. Ross/C. Yelich	Errors, fewest *	7 Juan Encarnacion	Errors, fewest *	1 Ichiro Suzuki		
Fielding % *	.994 Cody Ross	Fielding % *	.991 Juan Encarnacion	Fielding % *	.998 Ichiro Suzuki		
Double plays	9 J. Pierre/P. Wilson	Double plays	9 M. Kotsay/G. Stanton	Double plays	11 M. Kotsay/C. Ross		
Triple plays	None	Triple plays	None	Triple plays	None		

TEAM FIELDING - SINGLE GAME RECORDS

ERRORS				MOST DOUBLE PLAYS TURNED				MOST OUTFIELD ASSISTS			
Game Type	Errors	Occurrences	Date (last)	Game Type	Double Plays	Occurrences	Date (last)	Game Type	OF Assists	Occurrences	Date (last)
9 inn.	6	Once	9/21/2007 vs. NYM	9 inn.	4	Many times	(5/6/19 at CHC)	9 inn.	3	Four times	(8/17/19 at COL)
Extras	5	Once	8/1/1996 at LAD	Extras	5	Three times	(9/25/20 at NYY)	Extras	3	Once	9/12/17 vs. PHI

FRONT OFFICE

FIELD STAFF

PLAYERS

CLUB HISTORY

SEASON IN REVIEW

OPPONENTS

GENERAL INFORMATION

EXTRA-INNING HOME RUNS

GRAND SLAMS

Table with columns: MOST CAREER, MOST IN SINGLE SEASON, GRAND SLAMS, BACK-TO-BACK. Lists player names and statistics.

Table with columns: MOST CAREER, MOST IN SINGLE SEASON, FOURTH BATTER OF INNING, FOURTH BATTER OF GAME. Lists player names, dates, and statistics.

Table with columns: CAREER GO-AHEAD, FRONT OF BACK-TO-BACK, MOST BY TEAM IN A GAME. Lists player names, dates, and statistics.

PINCH-HIT HOME RUNS

Table with columns: CAREER, SINGLE SEASON, PART OF BACK-TO-BACK, BOTH ENDS OF BACK-TO-BACK, BY PITCHER, CAREER GO-AHEAD. Lists player names and statistics.

BACK-TO-BACK

HOME RUNS IN FIRST GAME WITH MARLINS

Table with columns: EACH END OFF DIFFERENT PITCHERS, MLB DEBUT - FIRST PA, MLB DEBUT - FIRST AB, MLB DEBUT - FIRST CAREER HIT, FIRST CAREER HIT (Excludes MLB debuts). Lists player names and dates.

BACK-TO-BACK-TO-BACK

MARLINS DEBUT - FIRST PA (Excludes MLB debuts)

MARLINS DEBUT - FIRST AB (Excludes MLB debuts)

MULTIPLE PLAYERS HOMERING IN TEAM DEBUT

Table with columns: BACK-TO-BACK-TO-BACK, MARLINS DEBUT - FIRST PA, MARLINS DEBUT - FIRST AB, MULTIPLE PLAYERS HOMERING IN TEAM DEBUT. Lists player names and dates.

HOME RUN HISTORY - CLUB SINGLE-SEASON HIGHS/MISCELLANEOUS

Large table with multiple columns: GAMES WITH A HR, AT HOME, ON ROAD, PINCH-HIT, WALK-OFF, IN EXTRA-INNINGS, EXTRA-INNING WALK-OFFS, LEADOFF, LEADOFF ON ROAD, LEADOFF AT HOME, INSIDE-THE-PARK, SETS OF BACK-TO-BACK, GO-AHEAD, GAME-TYING, SOLO, TWO-RUN, THREE-RUN, GRAND SLAM, VS. SINGLE TEAM, VS. SINGLE TEAM - ALL-TIME, VS. NON-NL EAST TEAM, VS. NON-NL EAST - ALL-TIME, VS. AL TEAMS, VS. AL TEAMS - ALL-TIME. Lists statistics and years.

INNING RECORDS - PLAYERS

BATTING

PLATE APPEARANCES			HITS		
PA	Player (last)	Date (Inning)	Hits	Player (last)	Date (Inning)
2	Many times (Xavier Edwards)	9/29/23 at PIT (8th)	2	Many times (Joey Wendle, Jacob Stallings)	9/6/23 (5th)
RUNS SCORED			RBI		
Runs	Player (last)	Date (Inning)	RBI	Player (last)	Date (Inning)
2	Many times (Joey Wendle, Jacob Stallings)	9/6/23 vs. LAD (5th)	5	J.T. Realmuto	8/12/15 vs. BOS (6th)
HOME RUNS			EXTRA-BASE HITS		
HR	Player (last)	Date (Inning)	XBH	Player (last)	Date (Inning)
2	Gary Sheffield	7/13/97 vs. PHI (4th)	2	Seven times (Charles Leblanc)	9/12/22 vs. TEX (5th)
STOLEN BASES			TOTAL BASES		
SB	Player (last)	Date (Inning)	TB	Player (last)	Date (Inning)
3	Jon Berti	8/25/20 at NYM (6th)	8	Gary Sheffield	7/13/97 vs. PHI (4th)

PITCHING

BATTERS FACED			RUNS ALLOWED		
BF	Player (last)	Date (Inning)	R	Player (last)	Date (Inning)
13	Pablo López	5/10/19 at NYM (1st)	8	Nine times (Bryan Hoeing)	9/22/23 vs. MIL (2nd)
HITS ALLOWED			WALKS		
H	Player (last)	Date (Inning)	BB	Player (last)	Date (Inning)
8	Four times (Bryan Hoeing)	9/22/23 vs. MIL (2nd)	6	Ryan Dempster	10/5/01 at ATL (1st)
STRIKEOUTS			HOME RUNS ALLOWED		
SO	Player (last)	Date (Inning)	HR	Player (last)	Date (Inning)
4	Three times (A.J. Burnett)	7/5/02 vs. NYM (1st)	3	19 times (Jesus Luzardo)	8/16/23 vs. HOU (1st)
HIT BATTERS			WILD PITCHES		
HB	Player (last)	Date (Inning)	WP	Player (last)	Date (Inning)
3	Three times (Pablo López)	9/16/19 at ARI (1st)	3	Two times (Anthony Bender)	6/29/21 at PHI (7th)

FIELDING

ERRORS			OUTFIELD ASSISTS		
E	Player (last)	Date (Inning)	OF Asst.	Player (last)	Date (Inning)
2	Many times (Luis Arraez)	6/14/23 at SEA (9th)	2	Three times (Giancarlo Stanton)	7/14/13 vs. WSH (4th)
PASSED BALLS					
PB	Player (last)	Date (Inning)			
2	Eight times (Rob Brantly)	8/22/12 at ARI (4th)			

BATTING - EXTRA INNINGS ONLY

PLATE APPEARANCES			HITS		
PA	Player (last)	Date (Inning)	Hits	Player (last)	Date (Inning)
2	Four times (Ed Lucas)	5/28/14 at WSH (10th)	1	Many times (Garrett Hampson)	9/1/23 at WSH (11th)
RUNS SCORED			RBI		
Runs	Player (last)	Date (Inning)	RBI	Player (last)	Date (Inning)
1	Many times (Garrett Hampson)	9/1/23 at WSH (11th)	4	Twice (Giancarlo Stanton)	8/1/11 at NYM (10th)
HOME RUNS			EXTRA-BASE HITS		
HR	Player (last)	Date (Inning)	XBH	Player (last)	Date (Inning)
1	Many times (Bryan De La Cruz)	7/4/22 at WSH (10th)	1	Many times (Garrett Hampson)	9/1/23 at WSH (11th)
STOLEN BASES			TOTAL BASES		
SB	Player (last)	Date (Inning)	TB	Player (last)	Date (Inning)
2	Juan Pierre	4/29/13 vs. NYM (12th)	4	Many times (Garrett Hampson)	9/1/23 at WSH (11th)

PITCHING - EXTRA INNINGS ONLY

BATTERS FACED			RUNS ALLOWED		
BF	Player (last)	Date (Inning)	R	Player (last)	Date (Inning)
11	Chris Hatcher	7/8/13 vs. ATL (14th)	6	Chris Hatcher	7/8/13 vs. ATL (14th)
HITS ALLOWED			WALKS		
H	Player (last)	Date (Inning)	BB	Player (last)	Date (Inning)
5	Andrew Nardi	8/26/22 vs. LAD (10th)	4	Four times (Tyler Kinley)	6/9/19 vs. ATL (10th)
STRIKEOUTS			HOME RUNS ALLOWED		
SO	Player (last)	Date (Inning)	HR	Player (last)	Date (Inning)
3	Many times (Andrew Nardi)	6/24/23 vs. PIT (11th)	2	Three times (Devin Smeltzer)	4/19/23 vs. SF (11th)
HIT BATTERS			WILD PITCHES		
HB	Player (last)	Date (Inning)	WP	Player (last)	Date (Inning)
1	Many times (Dylan Floro)	5/7/23 at CHC (10th)	1	Many times (Richard Bleier)	8/24/22 at OAK (10th)

FIELDING - EXTRA INNINGS ONLY

ERRORS			OUTFIELD ASSISTS		
E	Player (last)	Date (Inning)	OF Asst.	Player (last)	Date (Inning)
1	Many times (Huascar Brazoban)	8/29/22 vs. LAD (10th)	1	Many times (JT Riddle)	6/19/19 at STL (10th)
PASSED BALLS					
PB	Player (last)	Date (Inning)			
1	Seven times (A.J. Ellis)	9/3/17 vs. PHI (12th)			

FRONT OFFICE

FIELD STAFF

PLAYERS

CLUB HISTORY

SEASON IN REVIEW

OPPONENTS

GENERAL INFORMATION

INNING RECORDS - CLUB

BATTING

PLATE APPEARANCES		HITS		RUNS	
PA	Date (Inning)	H	Date (Inning)	R	Date (Inning)
15	2x; last, 8/13/21 vs. CHC (2nd)	10	4x; last, 8/12/15 vs. BOS (6th)	11	2x; last, 8/13/21 vs. COL (2nd)
HOME RUNS		EXTRA-BASE HITS		STOLEN BASES	
HR	Date (Inning)	XBH	Date (Inning)	SB	Date (Inning)
4	8/26/98 at STL (9th)	5	5x; last, 9/6/23 vs. LAD (5th)	4	6x; last, 4/18/03 at NYM (4th)

PITCHING

BATTERS FACED		RUNS ALLOWED		HITS ALLOWED	
BF	Date (Inning)	R	Date (Inning)	H	Date (Inning)
19	6/27/03 at BOS (1st)	14	6/27/03 at BOS (1st)	13	6/27/03 at BOS (1st)
WALKS		HOME RUNS ALLOWED		HIT BATTERS	
BB	Date (Inning)	HR	Date (Inning)	HB	Date (Inning)
7	10/5/01 at ATL (1st)	4	4/19/16 vs. WSH (7th)	3	3x; last, 9/16/19 at ARI (1st)
WILD PITCHES					
WP	Date (Inning)				
3	8/30/10 vs. WSH (7th)				

FIELDING

ERRORS		OUTFIELD ASSISTS		PASSED BALLS	
E	Date (Inning)	OF Assists	Date (Inning)	PB	Date (Inning)
4	9/17/05 vs. PHI (9th)	2	7/14/13 vs. WSH (4th)	2	8/22/12 at ARI (4th)

BATTING - EXTRA INNINGS ONLY

PLATE APPEARANCES		HITS		RUNS	
PA	Date (Inning)	H	Date (Inning)	R	Date (Inning)
11	6/10/02 at KC (14th)	5	9/10/96 at NYM (12th)	7	6/10/02 at KC (14th)
HOME RUNS		EXTRA-BASE HITS		STOLEN BASES	
HR	Date (Inning)	XBH	Date (Inning)	SB	Date (Inning)
2	7/9/17 at SF (11th)	3	3x; last, 4/30/09 at CHC (10th)	2	4x; last, 4/19/23 vs. SF (10th)

PITCHING - EXTRA INNINGS ONLY

BATTERS FACED		RUNS ALLOWED		HITS ALLOWED	
BF	Date (Inning)	R	Date (Inning)	H	Date (Inning)
11	2x; last, 7/31/15 vs. SD (11th)	6	3x; last, 9/21/19 vs. WSH (10th)	5	3x; last, 8/26/22 vs. LAD (10th)
WALKS		HOME RUNS ALLOWED		HIT BATTERS	
BB	Date (Inning)	HR	Date (Inning)	HB	Date (Inning)
4	5x; last, 6/9/19 vs. ATL (10th)	2	2x; last, 6/27/07 vs. PIT (10th)	1	Many times; last, 5/7/23 at CHC (10th)
WILD PITCHES					
WP	Date (Inning)				
1	Many times; last, 9/24/19 at NYM (11th)				

FIELDING - EXTRA INNINGS ONLY

ERRORS		OUTFIELD ASSISTS		PASSED BALLS	
E	Date (Inning)	OF Assists	Date (Inning)	PB	Date (Inning)
2	2x; last, 7/8/13 vs. ATL (14th)	1	Many times; last, 6/19/19 at STL (10th)	1	Seven times; last, 9/3/17 vs. PHI (12th)

FRONT OFFICE

FIELD STAFF

PLAYERS

CLUB HISTORY

SEASON IN REVIEW

OPPONENTS

GENERAL INFORMATION

STREAKS - PLAYERS

BATTING

HITS - CONSECUTIVE GAMES

OVERALL

Length	Player	Year	Range
35	Luis Castillo	2002	May 8-June 21
26	Jose Reyes	2012	July 13-August 8
	Emilio Bonifacio	2011	June 28-July 28
25	Kevin Millar	2002	August 24-September 19
22	Luis Castillo	1999	August 9-September 3
	Edgar Renteria	1996	July 25-August 16

AT HOME

Length	Player	Year	Range
22	Kevin Millar	2002	August 3-September 28
19	Cody Ross	2010	April 15-May 28
18	Luis Arraez	2023	June 3-July 8
17	Miguel Cabrera	2007	June 30-August 4
	Juan Encarnacion	2003	August 14-September 25
	Luis Castillo	2002	May 8-June 21

ON ROAD

Length	Player	Year	Range
27	Luis Castillo	2002	May 5-July 16
21	Casey McGehee	2014	May 15-July 7
19	Greg Dobbs	2012	June 21-August 5
	Cliff Floyd	2001	May 13-June 28
18	Jeremy Hermida	2008	June 2-July 8
	Miguel Cabrera	2004	July 16-August 18
	Mike Lowell	2000	July 27-September 5

VS. ONE OPPONENT - OVERALL

Length	Opp.	Player	Range
23	Tampa Bay	Luis Castillo	June 4, 1999-June 21, 2003 *
	Cincinnati	Jeff Conine	May 4, 1993-May 9, 1995
22	Atlanta	Chris Coghlan	August 23, 2009-June 8, 2011
21	Los Angeles-NL	J.T. Realmuto	May 11, 2015-May 16, 2018 *
	Tampa Bay	Marcell Ozuna	May 27, 2013-May 4, 2017 *
20	Houston	Hanley Ramirez	July 15, 2006-April 20, 2010
	Colorado	Jeff Conine	June 19, 1995-August 13, 1996
19	Milwaukee	Hanley Ramirez	April 25, 2008-July 4, 2012
	New York-NL	Dee Gordon	April 18, 2015-April 12, 2016
	New York-NL	Luis Castillo	May 24, 2002-April 9, 2003
18	San Francisco	Juan Pierre	May 7, 2003-August 14, 2005
17	Los Angeles-NL	Edgar Renteria	July 25, 1996-May 8, 1998
	Philadelphia	Marcell Ozuna	June 24, 2014-August 21, 2015
	Pittsburgh	Miguel Cabrera	July 6, 2004-July 22, 2006
16	Montreal	Juan Pierre	July 12, 2003-April 14, 2004
	Cincinnati	Luis Castillo	August 27, 2000-May 25, 2003

*Opened career

REACHED BASE W/O AN ERROR - CONSECUTIVE GAMES

OVERALL

Length	Player	Year	Range
46	Luis Castillo	2002	April 25-June 21
43	Kevin Millar	2002	August 10-September 28
42	Logan Morrison	2010	August 7-September 23
37	Cliff Floyd	2000	April 30-June 11
36	Marcell Ozuna	2016	April 21-May 29
	Hanley Ramirez	2006	July 27-September 3

AT HOME

Length	Player	Year	Range
47	Hanley Ramirez	2007-'08	July 19-May 2
33	Juan Pierre	2003-'04	July 29-April 10
31	Gaby Sanchez	2010	May 31-August 22
	Luis Castillo	2000	May 9-July 28
28	Gaby Sanchez	2010-'11	August 31-April 22
26	Giancarlo Stanton	2011	July 20-September 28
	Hanley Ramirez	2010-'11	August 4-April 21
	Hanley Ramirez	2008-'09	July 31-April 11

ON ROAD

Length	Player	Year	Range
35	Christian Yelich	2016	May 29-August 17
33	Luis Castillo	2002	April 22-July 16
30	Hanley Ramirez	2009	June 28-September 14
	Dan Uggla	2006	June 5-August 14
	Alex Gonzalez	2005	May 14-July 16
29	Garrett Cooper	2018-'19	July 20-July 22
	Miguel Cabrera	2005	June 15-August 6

VS. ONE OPPONENT - OVERALL

Length	Opp.	Player	Range
49	Washington	Hanley Ramirez	July 4, 2006-April 8, 2009
33	Washington	Miguel Cabrera	June 4, 2005-April 22, 2007
30	Colorado	Jeff Conine	July 7, 1994-August 13, 1996
29	New York-NL	Chris Coghlan	May 29, 2009-May 16, 2011
28	Philadelphia	Christian Yelich	September 17, 2013-October 3, 2015
27	Los Angeles-NL	Luis Castillo	September 8, 1999-August 18, 2004
26	Arizona	Christian Yelich	July 7, 2014-September 23, 2017
	New York-NL	Luis Castillo	June 24, 2003-April 20, 2005
	Washington	Josh Willingham	April 3, 2007-July 2, 2008
24	Atlanta	Chris Coghlan	August 21, 2009-June 8, 2011
	New York-NL	Juan Pierre	June 4, 2004-May 29, 2005
	New York-NL	Mike Lowell	June 19, 2003-September 9, 2004
	Colorado	Miguel Cabrera	April 26, 2004-September 16, 2007
23	New York-NL	Donovan Solano	September 1, 2012-July 11, 2014
	Washington	Jeremy Hermida	July 4, 2006-April 18, 2008
	Washington	Greg Colbrunn	June 25, 1994-September 5, 1996
	Tampa Bay	Luis Castillo	June 4, 1999-June 21, 2003
	Cincinnati	Jeff Conine	May 4, 1993-May 9, 1995
	Colorado	Hanley Ramirez	June 2, 2006-April 24, 2010

HOME RUNS - CONSECUTIVE GAMES

OVERALL

Length	Player (last)	Year	Range
6	Giancarlo Stanton	2017	August 10-15
5	Jorge Soler	2023	May 23-May 27
4	Nine times (last, Justin Bour)	(2017)	(September 19-23)

AT HOME

Length	Player	Year	Range
5	Giancarlo Stanton	2017	August 11-15
	Gary Sheffield	1994	April 16-27
4	Jorge Cantu	2008	May 25-June 7
	Cliff Floyd	2001	July 16-21

ON ROAD

Length	Player	Year	Range
6	Giancarlo Stanton	2012	August 24-September 9
5	Jorge Soler	2023	May 23-27
	Cody Ross	2008	May 10-28
	Charles Johnson	1997	July 23-August 8
4	Marcell Ozuna	2014	September 8-11
	Giancarlo Stanton	2012	August 8-18
	Josh Willingham	2008	September 22-26
	Hee-Seop Choi	2004	April 26-30

VS. ONE OPPONENT - OVERALL

Length	Opp.	Player	Range
4	PHI	Giancarlo Stanton	May 30-July 19, 2017
	COL	Giancarlo Stanton	June 20, 2016-August 13, 2017
	WSH	Josh Willingham	April 22-July 15, 2007
3	COL	Jorge Soler	May 23-25, 2023
	ARI	Miguel Rojas	July 27-29, 2019
	PHI	Brian Anderson	April 13-June 28, 2019
	WSH	Giancarlo Stanton	September 19, 2016-June 19, 2017
	OAK	Marcell Ozuna	June 29, 2014-June 14, 2017
	CHC	Giancarlo Stanton	June 2, 2015-June 23, 2016
	ATL	Justin Bour	September 25-27, 2015
	SF	Justin Bour	June 30-July 2, 2015
	NYM	Giancarlo Stanton	September 1-3, 2014
	CHC	Giancarlo Stanton	April 27, 2013-June 16, 2014
	SF	Giancarlo Stanton	August 14, 2011-May 25, 2012
	ARI	Dan Uggla	May 20-21, 2009
	WSH	Hanley Ramirez	April 20-July 1, 2008
	ARI	Cody Ross	August 15, 2007-June 27, 2008
	NYM	Josh Willingham	September 11-13, 2006
	PHI	Miguel Cabrera	April 10-July 26, 2004
	NYM	Alex Gonzalez	May 30-July 10, 2004
	CHC	Derrek Lee	June 24, 2000-September 3, 2001
	LAD	Kevin Millar	August 16, 2000-August 22, 2001
	BOS	Cliff Floyd	June 5-7, 2000
	MON	Gary Sheffield	September 7, 1996-June 26, 1997
	COL	Charles Johnson	May 10-12, 1996

FRONT OFFICE

FIELD STAFF

PLAYERS

CLUB HISTORY

SEASON IN REVIEW

OPPONENTS

GENERAL INFORMATION

STREAKS - PLAYERS

BATTING

MISCELLANEOUS - CONSECUTIVE GAMES

RBI

Length	Player	Year	Range
14	Jorge Cantu	2009-10	September 29-April 15
10	Hanley Ramirez	2009	June 21-July 1
8	Giancarlo Stanton	2011	May 11-20
	Gaby Sanchez	2010	August 19-27
	Jorge Cantu	2008	September 9-19
	Mike Lowell	2003	July 13-27
	Ivan Rodriguez	2003	June 24-July 1
	Moises Alou	1997	June 6-16
	Gary Sheffield	1994	April 25-May 3

RUN SCORED

Length	Player	Year	Range
10	Dan Uggla	2007	August 25-September 5
9	Cameron Maybin	2010	April 7-15
	Chris Coghlan	2009	September 11-10
	Jorge Cantu	2008	September 8-19
	Hanley Ramirez	2008	April 18-26
	Hanley Ramirez	2006	August 20-30
	Alex Gonzalez	2001	July 12-20
8	16 times	(last, Nick Fortes - Oct. 3, 2021-June 12, 2022)	

EXTRA-BASE HITS

Length	Player	Year	Range
10	Cliff Floyd	2001	July 12-21
8	Jorge Cantu	2008	September 9-19
6	12 times	(last, Jazz Chisholm Jr. - May 12-June 30, 2023)	

DOUBLES

Length	Player	Year	Range
5	Cody Ross	2009	May 16-20
	Carlos Delgado	2005	May 1-7
	Mike Lowell	2005	April 24-May 1
	Kevin Millar	2002	September 5-10
	Bobby Bonilla	1997	May 17-23
4	30 times	(last, Jesus Sanchez - May 7-10, 2023)	

TRIPLES

Length	Player	Year	Range
2	29 times	(last, Yuli Gurriel - May 24-25, 2023)	

STOLEN BASES

Length	Player	Year	Range
4	15 times	(last, Dee Strange-Gordon - June 16-19, 2017)	

WALKS

Length	Player	Year	Range
10	Jorge Soler	2023	June 6-18
	Jeff Conine	1995	August 11-20
9	Miguel Cabrera	2007	August 7-16
	Luis Castillo	2000	April 4-13
	Gary Sheffield	1997	June 10-20
8	Miguel Cabrera	2006	June 10-18
	Derrek Lee	2002	September 20-28
	Gary Sheffield	1996	April 7-14
	Gary Sheffield	1995	May 3-10

HIT-BY-PITCH

Length	Player	Year	Range
3	Dee Gordon	2017	May 17-19
	Derek Dietrich	2015	June 30-July 2
	Aaron Boone	2007	May 23-25
	Carlos Delgado	2005	July 16-18
	Cliff Floyd	2000	May 12-16

STRIKEOUTS

Length	Player	Year	Range
26	Jose Urena	2017-18	August 16-July 9
23	Jorge Alfaro	2019	July 31-August 31
20	Justin Ruggiano	2013	April 15-May 7
19	Giancarlo Stanton	2015	May 13-June 2
18	Sandy Alcantara	2019	April 17-August 5
17	Giancarlo Stanton	2012	August 26-September 14
	Jeremy Hermida	2007	May 19-June 5
16	Seven times	(last, Jazz Chisholm Jr. - June 2-19, 2022)	

GAMES PLAYED

Length	Player	Range
486	Juan Pierre	3/31/03 to 10/02/05
315	Derrek Lee	8/11/01 to 7/28/03
307	Jeff Conine	4/5/93 to 5/28/95
258	Preston Wilson	8/28/99 to 6/13/01
180	Adeiny Hechavarria	5/2/13 to 5/20/14
	Dan Uggla	8/10/09 to 8/29/10

GAMES STARTED

Length	Player	Range
299	Juan Pierre	5/1/03 to 4/8/05
212	Derrek Lee	6/2/02 to 7/28/03
149	Dan Uggla	8/3/06 to 7/17/07
130	Gary Sheffield	4/1/96 to 8/24/96
122	Gaby Sanchez	9/13/10 to 7/24/11

TOP STREAKS BY PLATE APPEARANCE/AT-BAT

CONSECUTIVE PLATE APPEARANCES WITH A...

Stat	Streak	Player	Range
Hit	8	Christian Yelich	10/3/15
		Preston Wilson	5/12/01 to 5/15/01
Reaching Base	10	Cameron Maybin	9/17/08 to 9/19/08
		Derrek Lee	9/25/02 to 9/27/02
		Juan Encarnacion	7/1/05 to 7/2/05
XBH	4	Giancarlo Stanton	6/8/15 to 6/9/15
		Cody Ross	6/12/09 to 6/13/09
		Alex Gonzalez	6/14/00 to 6/16/00
Home Run	2	Many (last, Jorge Soler)	8/18
RBI	4	Many (last, JT Riddle)	5/19/17 to 5/20/17
Walk	6	Ivan Rodriguez	4/8/03 to 4/9/03
Strikeout	11	Sandy Alcantara	9/8/19 to 9/29/19

CONSECUTIVE AT-BATS WITH A...

Stat	Streak	Player	Range
Hit	8	Christian Yelich	10/3/15
		Cameron Maybin	9/18/08 to 9/19/08
		Preston Wilson	5/12/01 to 5/15/01
		Gary Sheffield	9/17/95 to 9/18/95
XBH	4	Many (last, Giancarlo Stanton)	7/5/16 to 7/6/16
Home Run	4	Giancarlo Stanton	7/5/16 to 7/6/16
RBI	4	Many (last, Justin Bour)	4/30/17
Strikeout	18	Sandy Alcantara	8/22/19 to 9/29/19

STREAKS - PLAYERS

PITCHING

CONSECUTIVE WINS

OVERALL - CONSECUTIVE STARTS WITH A WIN

Length	Player	Year	Range
8	Chris Hammond	1993	May 26-July 2
	José Fernández	2016	April 28-June 5
7	A.J. Burnett	2005	July 19-Aug. 19
	Dontrelle Willis	2005	April 8-May 11
	Dontrelle Willis	2003	May 25-June 26

AT HOME - CONSECUTIVE STARTS WITH A WIN

Length	Player	Year	Range
8	José Fernández	2013-'14	July 28-April 5
7	Kevin Brown	1996-'97	Aug. 14-April 6
6	Kevin Brown	1996	May 28-July 24
	Anibal Sanchez	2006-'08	Sept. 6-July 31
	Dontrelle Willis	2005	April 8-May 23
	José Fernández	2016	April 18-June 5

ON ROAD - CONSECUTIVE STARTS WITH A WIN

Length	Player	Year	Range
7	Ricky Nolasco	2010	June 23-Aug. 17
6	Carl Pavano	2004	July 22-Sept. 10
5	Dontrelle Willis	2006-'07	Sept. 15-April 28
	Dontrelle Willis	2005	Aug. 7-Sept. 22
	Ryan Dempster	2001	July 3-Aug. 5
	Livan Hernandez	1998	June 20-Aug. 10

OVERALL VS. ONE OPPONENT - CONSECUTIVE STARTS WITH A WIN

Length	Player	Year/Opponent	Range
6	Brad Penny	2000-'02/MTL	Sept. 28-April 4
5	Dontrelle Willis	2003-'04/NYM	June 16-July 11
	Ricky Nolasco	2006-'10/COL	June 3-July 21
	Ryan Dempster	2000-'01/NYM	May 7-July 19

OVERALL - CONSECUTIVE DECISIONS WITH A WIN

Length	Player	Year	Range
9	Livan Hernandez	1997	June 28-Aug. 31
	Pat Rapp	1995	Aug. 11-Sept. 27
8	Andrew Nardi	2023	April 15-Sept. 23
	Steven Okert	2021-'22	Sept. 3-June 23
	José Fernández	2016	April 28-June 5
	Dontrelle Willis	2003	May 25-July 13
	Brad Penny	2000-'01	July 13-May 19
	Chris Hammond	1993	May 26-July 2

AT HOME - CONSECUTIVE DECISIONS WITH A WIN

Length	Player	Year	Range
17	José Fernández	2013-'15	June 1-Sept. 25
9	José Fernández	2016	April 18-July 23
8	Kevin Brown	1996-'97	Aug. 14-April 29
7	Edward Cabrera	2023	April 18-Sept. 24
	Anibal Sanchez	2006-'08	Aug. 21-July 31
	Robb Nen	1996-'97	April 6-May 20

ON ROAD - CONSECUTIVE DECISIONS WITH A WIN

Length	Player	Year	Range
9	Carl Pavano	2004	June 4-Sept. 10
8	José Ureña	2017	May 7-Aug. 22
7	Ricky Nolasco	2010	June 23-Aug. 17
6	Edward Mujica	2011	April 15-July 17
	Brad Penny	2000-'01	July 13-June 10

OVERALL VS. ONE OPPONENT - CONSECUTIVE DECISIONS WITH A WIN

Length	Player	Year/Opponent	Range
8	Josh Johnson	2006-'12/WSH	May 4-May 30
	Anibal Sanchez	2006-'12/WSH	July 19-May 29
7	Josh Johnson	2006-'09/NYM	May 26-Aug. 26
	José Fernández	2013-'16/WSH	Sept. 6-Sept. 20
6	Sandy Alcantara	2021-'23/WSH	Sept. 13-Sept. 3
	Ricky Nolasco	2006-'09/WSH	July 17-June 29
	Brad Penny	2000-'02/MTL	Sept. 28-April 4

CONSECUTIVE LOSSES

OVERALL - CONSECUTIVE STARTS WITH A LOSS

Length	Player	Year	Range
7	Tom Koehler	2015	July 29-Aug. 29
6	Edinson Volquez	2017	April 19-May 24
	Brad Hand	2011-'12	Aug. 8-Aug. 3(1)
	Brian Moehler	2005-'06	Sept. 20-April 17

AT HOME - CONSECUTIVE STARTS WITH A LOSS

Length	Player	Year	Range
6	Livan Hernandez	1998	July 9-Sept. 1
5	Trevor Richards	2019	June 8-July 17
	José Ureña	2018	April 9-May 13
	Chris Volstad	2011	May 7-July 5
	Pat Rapp	1996	May 15-June 23

ON ROAD - CONSECUTIVE STARTS WITH A LOSS

Length	Player	Year	Range
5	Edinson Volquez	2017	April 9-May 24
	Nathan Eovaldi	2014	Aug. 26-Sept. 27
	Josh Johnson	2012	Aug. 9-Sept. 26
	Joe Fontenot	1998	May 30-July 2

OVERALL - CONSECUTIVE DECISIONS WITH A LOSS

Length	Player	Year	Range
10	Brian Moehler	2005-'06	July 26-May 9
9	Dontrelle Willis	2007	June 3-Aug. 8
	Brad Ziegler	2017-'18	May 1-May 30
	Jacob Turner	2013-'14	July 19-May 18
8	Seven times (last, Trevor Rogers)	2021-'22	June 23-April 22

AT HOME - CONSECUTIVE DECISIONS WITH A LOSS

Length	Player	Year	Range
8	José Ureña	2018	March 29-July 23
	Vladimir Nunez	1999-2001	Aug. 5-April 22
7	José Ureña	2019-'20	May 3-Sept. 17
	Livan Hernandez	1998-'99	July 9-April 6
	Dontrelle Willis	2007	May 9-Aug. 3

ON ROAD - CONSECUTIVE DECISIONS WITH A LOSS

Length	Player	Year	Range
11	Jacob Turner	2012-'14	Aug. 22(1)-May 18
	Andrew Miller	2008-'10	June 22-Sept. 29
8	Steve Cishek	2013-'15	April 7-July 7
	A.J. Burnett	2002-'04	Aug. 7-Aug. 17
	Michael Tejera	2002-'04	June 11-July 1

FRONT OFFICE

FIELD STAFF

PLAYERS

CLUB HISTORY

SEASON IN REVIEW

OPPONENTS

GENERAL INFORMATION

SCORELESS INNING STREAKS

STARTER - OVERALL

Length	Player	Year	Range
29.0	Javier Vazquez	2011	Sept. 5-27
26.1	Jesus Luzardo	2023	June 18-July 9
26.0	Henderson Alvarez	2014	May 22-June 8
25.0	Sandy Alcantara	2022	June 29 - July 15
24.2	Pat Rapp	1995	Sept. 12-27
24.0	Chris Hammond	1994	May 5-21
	Dontrelle Willis	2005	April 8-18
23.0	Anibal Sanchez	2006	July 6-25
	Jose Fernandez	2016	May 26-June 11

STARTER - AT HOME

Length	Player	Year	Range
31.0	Dontrelle Willis	2003	May 31-July 2
27.0	Henderson Alvarez	2014	May 6-June 15
26.0	A.J. Burnett	2005	July 6-Aug. 14
25.0	José Fernández	2016	May 21-June 26
23.0	José Fernández	2016	Aug. 8-Sept. 20
	Dontrelle Willis	2005	April 8-23

STARTER - ON ROAD

Length	Player	Year	Range
29.0	Dontrelle Willis	2005	June 13-July 17
26.0	Javier Vazquez	2011	Aug. 18-Sept. 16
21.0	Carlos Zambrano	2012	April 20-May 18
20.0	Josh Johnson	2010	May 8-July 2
18.0	Jesus Sanchez	2000	July 18-Aug. 8

RELIEVER - OVERALL

Length	Player	Year	Range
26.1	Luis Aquino	1994	May 15-July 26
20.2	Kyle Barraclough	2018	May 11-June 30
20.0	Jarlin Garcia	2019	June 14-Aug. 1
19.2	Drew Steckenrider	2018	May 22-July 8
18.2	Todd Jones	2005	July 19-Aug. 27
18.0	Clay Hensley	2010	Aug. 25-Oct. 3
17.2	Robb Nen	1995	July 21-Aug. 28
17.1	Ryan Webb	2013	April 20-May 20
17.0	Steve Cishek	2013	June 8-July 14

RELIEVER - AT HOME

Length	Player	Year	Range
25.2	Brian Sanches	2009	May 19-Aug. 28
21.1	Bryan Morris	2014	June 14-Sept. 3
20.0	AJ Ramos	2015	May 1-July 31
19.0	Clay Hensley	2010	April 11-May 30
18.2	Doug Waechter	2008	April 18-June 6

RELIEVER - ON ROAD

Length	Player	Year	Range
19.2	Steve Cishek	2013	June 8-Sept. 22
19.0	Luis Aquino	1994	May 15-Aug. 6
16.2	Armando Benitez	2004	April 15-June 4
16.0	Braden Looper	2000	April 13-June 28
15.2	Todd Jones	2005	July 19-Sept. 22

MISCELLANEOUS PITCHING STREAKS - OVERALL ONLY

TEAM WINS WHEN PITCHER STARTS

Length	Player	Year	Range
10	Henderson Alvarez	2014	May 16-July 6
9	Chris Hammond	1993	May 19-July 2
8	Braxton Garrett	2023	May 31-July 8
	José Fernández	2016	April 28-June 5
7	Six times		

TEAM LOSSES WHEN PITCHER STARTS

Length	Player	Year	Range
14	José Ureña	2017-'18	Sept. 26-May 30
12	Brian Moehler	2005-'06	July 26-April 28
10	Sergio Mitre	2006-'07	April 11-May 5
	Jack Armstrong	1993	July 22-Sept. 9
9	Four times		

CONSECUTIVE NO-DECISIONS - STARTERS

Length	Player	Year	Range
7	Elieser Hernández	2019-'20	Aug. 30-Aug.16
6	Elieser Hernández	2020-'21	Aug. 26-Aug.15
5	JT Chargois	2023	Aug. 27-Sept. 30
	Eury Pérez	2023	Aug. 13-Sept. 8
	Caleb Smith	2018-'19	June 13-April 7
	Adam Conley	2015-'16	Sept. 23-April 13
	Tom Koehler	2014	Aug. 23-Sept. 14
	Brad Penny	2000	May 27-June 18
	Marc Valdes	1995-'96	Aug. 28-Aug. 4
	David Weathers	1996	June 13-July 7

CONSECUTIVE SAVES CONVERTED

Length	Player	Year	Range
33	AJ Ramos	2015-'16	Sept. 8-June 25
	Steve Cishek	2013-'14	June 8-April 22
27	Todd Jones	2005	June 11-Sept. 13
21	Bryan Harvey	1993	April 10-June 25
19	Juan Carlos Oviedo	2010-'11	Sept. 30-May 24

CONSECUTIVE BLOWN SAVES

Length	Player	Year	Range
11	Renyel Pinto	2007-'09	May 5-July 1
10	Richard Bleier	2021-'22	April 14-Sept. 28
	AJ Ramos	2012-'15	Sept. 7-April 28
9	Kyle Barraclough	2015-'17	Sept. 11-Sept. 12
	Mike Dunn	2014-'16	Aug. 19-Sept. 23
8	Tayron Guerrero	2018-'19	May 20-July 18

CONSECUTIVE STRIKEOUTS TO BEGIN A GAME

Length	Player	Date
9*	Pablo Lopez	7/11/21
5	Scott Olsen	6/28/07

*MLB Record

FRONT OFFICE

FIELD STAFF

PLAYERS

CLUB HISTORY

SEASON IN REVIEW

OPPONENTS

GENERAL INFORMATION

COMPLETE GAME HISTORY

LOW-HIT

Hits	Player	Date
0	Edinson Volquez	6/3/17 vs. ARI
0	Henderson Alvarez	9/29/13 vs. DET
0	Anibal Sanchez	9/6/06 vs. ARI
0	Kevin Brown	6/10/97 at SF
0	A.J. Burnett	5/12/01 at SD
0	Al Leiter	5/11/1996 vs. COL
1	Nine times	last, Anibal Sanchez, 9/10/11 at PIT

FEWEST RUNS ALLOWED

Runs	Player	Date
0	67 times	last, Sandy Alcantara, 4/4/23 vs. MIN
1	50 times	last, Sandy Alcantara, 8/12/23 vs. NYY
2	18 times	last, Sandy Alcantara, 6/29/22 at STL

MOST STRIKEOUTS

Strikeouts	Player	Date
12	Josh Johnson	4/26/10 vs. SD
12	Dontrelle Willis	9/10/06 vs. PHI
11	Five times	last, Anibal Sanchez, 9/10/11 at PIT
10	Six times	last, Sandy Alcantara, 8/12/23 vs. NYY

MOST HITS

Hits	Player	Date
12	Kevin Brown	5/25/97 at SD
12	Chris Hammond	6/19/95 at COL
11	Alex Fernandez	7/5/97 at NYM
11	Livan Hernandez	5/11/98 at HOU
10	Livan Hernandez	8/21/98 vs. LAD

MOST RUNS ALLOWED

Runs	Player	Date
5	Four times	last, Ricky Nolasco, 8/16/12 at COL
4	Three times	last, Ryan Dempster, 6/28/02 at TB
3	12 times	last, Josh Johnson, 6/14/09 at TOR

FEWEST STRIKEOUTS

Strikeouts	Player	Date
1	Pat Rapp	4/11/97 at CIN
1	Dontrelle Willis	5/12/04 at HOU
2	Six times	last, Josh Beckett, 8/31/04 at NYM
3	20 times	last, Sandy Alcantara, 8/3/22 vs. CIN

FEWEST BATTERS FACED (MIN. 9.0 IP)

BF	Player	Date
27	Edinson Volquez	6/3/17 vs. ARI
28	Five times	last, Sandy Alcantara, 5/19/19 vs. NYM
29	Seven times	last, Carlos Zambrano, 5/7/12 at HOU

FEWEST PITCHES THROWN (MIN. 9.0 IP)

Pitches	Player	Date
88	Henderson Alvarez	6/3/14 vs. TB
89	Sandy Alcantara	5/19/19 vs. NYM
89	A.J. Burnett	6/25/04 at SEA
90	Henderson Alvarez	4/19/14 vs. SEA
91	Dontrelle Willis	5/12/04 at HOU

FEWEST WALKS

Walks	Player	Date
0	27 times	last, Sandy Alcantara, 9/30/22 at MIL
1	55 times	last, Sandy Alcantara, 7/26/23 at TB
2	29 times	last, Sandy Alcantara, 8/12/23 vs. NYY

MOST BATTERS FACED

BF	Player	Date
41	Chris Hammond	6/19/95 at COL
41	Livan Hernandez	8/21/98 vs. LAD
37	Five times	last, Livan Hernandez, 4/23/99 vs. ATL
36	Seven times	last, Josh Johnson, 6/14/09 at TOR

MOST PITCHES THROWN

Pitches	Player	Date
152	Livan Hernandez	6/25/98 vs. TB
149	Livan Hernandez	8/21/98 vs. LAD
148	John Burkett	7/3/95 vs. SD
144	Livan Hernandez	6/9/98 vs. TOR
142	Chris Hammond	6/19/95 at COL

MOST WALKS

Walks	Player	Date
9	A.J. Burnett	5/12/01 at SD
5	Ryan Bowen	5/10/93 at NYM
5	Chris Hammond	6/19/95 at COL
5	Kirt Ojala	9/16/98 at MON
4	12 times	last, Anibal Sanchez, 9/6/06 vs. ARI

MARLINS NO-HITTERS



Al Leiter - May 11, 1996 - Joe Robbie Stadium

Colorado	000	000	000	--	0	0	0
Florida	620	012	00x	--	11	11	0

Al Leiter (2 bb, 6 so, 104 pitches) tossed the first no-hitter in Club history. It was the largest margin of victory in a no-hitter since St. Louis's Bob Gibson (also 11-0) on August 14, 1971 vs. Pittsburgh.



Kevin Brown - June 10, 1997 - 3Com Park at Candlestick Point

Florida	000	010	701	--	9	8	0
San Fran.	000	000	000	--	0	0	3

A HBP was all that separated Kevin Brown (7 so, 99 pitches) from a perfect game. He was just the second pitcher in MLB history to fall a HBP short of perfection (two others since).



A.J. Burnett - May 12, 2001 - Qualcomm Stadium

Florida	002	010	000	--	3	7	0
San Diego	000	000	000	--	0	0	3


A.J. Burnett walked nine and struck out seven in his no-hitter in San Diego. He and the Reds' Jim Maloney (8/19/65 vs. CHC) are the only pitchers in MLB history with 9+ BB in a 9.0-inn. no-no.



Anibal Sanchez - September 6, 2006 - Dolphins Stadium

Arizona	000	000	000	--	0	0	0
Florida	010	100	00x	--	2	5	1

Anibal Sanchez (4 bb, 6 so, 103 pitches) no-hit Arizona in his 13th career MLB start. He was just the second Venezuelan to record a no-hitter in MLB history, and the 19th rookie.



Henderson Alvarez - September 29, 2013 - loanDepot park

Detroit	000	000	000	--	0	0	1
Miami	000	000	001	--	1	6	1

Henderson Alvarez (bb, 4 so, 99 pitches) threw the first Closing Day no-hitter in MLB since Mike Witt in 1984. It was also the first no-hitter clinched in walk-off fashion since 1997.



Edinson Volquez - June 3, 2017 - loanDepot park

Arizona	000	000	000	--	0	0	1
Miami	000	100	02x	--	3	9	0

Edinson Volquez (2 bb, 10 so, 98 pitches) threw the 29th no-hitter since 1913 in which the pitcher faced the minimum 27 batters, and just the ninth that was not a perfect game.

FRONT OFFICE

FIELD STAFF

PLAYERS

CLUB HISTORY

SEASON IN REVIEW

OPPONENTS

GENERAL INFORMATION

GAME TIMES

LONGEST GAME TIMES (9 INN.) LOANDEPOT PARK

Time	Date
4:14	August 13, 2021 vs. CHC
4:10	Aug. 23, 2019 vs. PHI
4:08	Sept. 9, 2019 vs. MIL
4:07	Aug. 15, 2019 vs. LAD
4:03	Sept. 29, 2012 vs. PHI

LONGEST GAME TIMES (EXTRAS) LOANDEPOT PARK

Time (Innings)	Date
5:38 (16)	April 13, 2017 vs. NYM
5:34 (14)	Aug. 8, 2016 vs. SF
5:31 (16)	July 3, 2018 vs. TB
5:31 (15)	April 29, 2013 vs. NYM
5:18 (17)	March 30, 2018 vs. CHC

SHORTEST GAME TIMES (9 INN.) LOANDEPOT PARK

Time	Date
1:57	April 4, 2023 vs. MIN
1:58	April 27, 2015 vs. NYM
1:59	May 19, 2019 vs. NYM
2:06	Sept. 29, 2013 vs. DET
2:07	Aug. 31, 2012 vs. NYM

SHORTEST GAME TIMES (EXTRAS) LOANDEPOT PARK

Time (Innings)	Date
2:36 (10)	Sept. 21, 2018 vs. CIN
2:54 (10)	May 1, 2018 vs. PHI
2:57 (10)	May 16, 2013 vs. CIN
3:05 (10)	July 2, 2018 vs. TB
3:06 (10)	Sept. 8, 2021 vs. NYM

LONGEST GAME TIMES (9 INN.) SUN LIFE STADIUM

Time	Date
4:10	July 27, 1996 vs. SD
3:57	Sept. 8, 2001 vs. NYM
3:55	May 29, 1995 vs. HOU
3:53	Aug. 11, 1993 vs. CHC
3:51	Twice; last, June 30, 2010 vs. NYM

LONGEST GAME TIMES (EXTRAS) SUN LIFE STADIUM

Time (Innings)	Date
6:07 (20)	April 27, 2003 vs. STL
5:44 (16)	Aug. 20, 1999 vs. HOU
5:06 (17)	June 8, 1998 vs. TOR
4:51 (13)	Sept. 3, 1993 vs. LAD
4:50 (13)	May 20, 2009 vs. ARI (Game 2)

SHORTEST GAME TIMES (9 INN.) SUN LIFE STADIUM

Time	Date
1:52	Sept. 20, 2010 vs. STL
1:54	July 27, 1994 vs. PHI
1:54	Sept. 7, 1995 vs. ATL
1:54	April 21, 2001 vs. MON
1:55	Aug. 17, 2005 vs. SD

SHORTEST GAME TIMES (EXTRAS) SUN LIFE STADIUM

Time (Innings)	Date
2:23 (10)	August 7, 2010 vs. STL
2:28 (10)	Sept. 26, 1998 vs. PHI (Game 1)
2:30 (10)	April 6, 1996 vs. SF
2:45 (10)	April 9, 2005 vs. WSH
2:49 (10)	Aug. 9, 1996 vs. NYM

LONGEST GAME TIMES (9 INN.) ROAD VENUES

Time	Date
4:14	September 9, 2020 at ATL
4:07	June 27, 2003 at BOS
4:06	June 30, 2021 at PHI
4:05	April 11, 2021 at NYM
4:02	Twice; last, Aug. 24, 2020 at WSH

LONGEST GAME TIMES (EXTRAS) ROAD VENUES

Time (Innings)	Date
6:25 (20)	June 8, 2013 at NYM
5:14 (14)	June 10, 2002 at KC
5:13 (15)	Sept. 27, 2019 at PHI
5:07 (15)	June 16, 2012 at TB
4:57 (15)	Sept. 12, 2017 at PHI

SHORTEST GAME TIMES (9 INN.) ROAD VENUES

Time	Date
1:58	Sept. 25, 2004 at ATL
2:01	Sept. 28, 2014 at WSH
2:03	July 1, 1996 at HOU
2:04	April 10, 1998 at PIT
2:04	Sept. 20, 1995 at PHI

SHORTEST GAME TIMES (EXTRAS) ROAD VENUES

Time (Innings)	Date
2:25 (10)	Sept. 15, 2011 at PHI
2:31 (10)	Oct. 2, 1999 at ATL
2:40 (10)	Aug. 24, 2022 at OAK
2:46 (10)	April 21, 2012 at WSH
2:47 (10)	May 19, 2006 at TB

LONGEST GAMES - BY INNINGS LOANDEPOT PARK

Innings	Date
17	April 30, 2018 vs. CHC
16	July 3, 2018 vs. TB
16	June 14, 2018 vs. SF
16	April 13, 2017 vs. NYM
15	April 29, 2013 vs. NYM

LONGEST GAMES - BY INNINGS SUN LIFE STADIUM

Innings	Date
20	April 27, 2003 vs. STL
17	June 8, 1998 vs. TOR
16	Aug. 20, 1999 vs. HOU
15	May 11, 1995 vs. CIN
15	Aug. 10, 1993 vs. CHC

LONGEST GAMES - BY INNINGS ROAD VENUES

Innings	Date
20	June 8, 2013 at NYM
16	July 12, 2002 at CHC
15	Five times; last, Sept. 27, 2019 at PHI

FRONT OFFICE

FIELD STAFF

PLAYERS

SEASON IN REVIEW

OPPONENTS

GENERAL INFORMATION

BEST/WORST RECORDS BY GAME

	NO.	BEST	YEAR	WORST	YEAR	NO.	BEST	YEAR	WORST	YEAR	
FRONT OFFICE	1	1-0	12 times	0-1	17 times	57	33-24	1997	16-41	2013	
	2	2-0	1997, 2007, '09, '14	0-2	12 times	58	34-24	1997	16-42	2013	
	3	3-0	1997, 2009	0-3	1995, 2001, '13, '15	59	34-25	1997	16-43	2013	
	4	4-0	2009	0-4	1995, 2001	60	35-25	1997	16-44	2013	
	5	4-1	1997, 2004, '14, '20	1-4	Eight times	61	35-26	1997	17-44	1998, 2013	
	6	5-1	1997, 04, '09, '14, '20	1-5	Six times	62	36-26	1997	18-44	1998, 2013	
	7	6-1	1997, 2004, '09, '20	1-6	Six times	63	37-26	1997	18-45	2013	
	8	7-1	1997, 2004, '09, '20	1-7	1995, '98, 2013	64	38-26	1997	19-45	1998, 2013	
	9	8-1	1997, 2004, '09	1-8	1998, 2013	65	38-27	1997	19-46	1998, 2013	
	10	9-1	2009	1-9	1998, 2013	66	39-27	1997	20-46	1998, 2013	
	11	10-1	2009	1-10	1998	67	40-27	1997	20-47	1998, 2013	
	12	11-1	2009	1-11	1998	68	41-27	1997	21-47	1998, 2013	
	13	11-2	2009	2-11	1998, 2013	69	41-28	1997	21-48	1998	
	14	11-3	2009	3-11	1995, '98, 2013, '15	70	42-28	1997	21-49	1998	
FIELD STAFF	15	11-4	2004, '09	3-12	1995, 2013	71	42-29	1997	22-49	1998, 2013	
	16	11-5	2004, '09	3-13	1995, 2013	72	43-29	1997	23-49	1998, 2013	
	17	12-5	2004	4-13	1995, '98, 2013	73	43-30	1997	24-49	1998, 2013	
	18	12-6	2004, '11	4-14	1995, 2013	74	44-30	1997	24-50	1998, 2013	
	19	13-6	2004	4-15	2013	75	45-30	1997	25-50	1998, 2013	
	20	13-7	2004, '11	4-16	2013	76	45-31	1997	25-51	1998	
	21	14-7	2004, '11	5-16	1995, 2013	77	45-32	1997	26-51	1998, '99	
	22	15-7	2004, '11	5-17	1995, 2013	78	46-32	1997	27-51	1998, '99, 2013	
	23	15-8	2004, '11	5-18	1995, 2013	79	47-32	1997	27-52	1998, '99	
	24	16-8	2011	5-19	1995, 2013	80	48-32	1997	27-53	1998	
PLAYERS	25	16-9	2011	5-20	1995	81	48-33	1997	28-53	1998	
	26	17-9	2011	6-20	1995, '99	82	49-33	1997	29-53	1998, '99	
	27	18-9	2011	6-21	1995, '99	83	50-33	1997	30-53	1998, '99	
	28	18-10	2011	6-22	1999	84	50-34	1997	30-54	1998, '99	
	29	19-10	2011	7-22	1995, '99	85	50-35	1997	30-55	1998, '99	
	30	19-11	2011	7-23	1995, '99	86	50-36	1997	31-55	1998, '99	
	31	19-12	2005, '11	8-23	1995, '99	87	51-36	1997	31-56	1999	
	32	19-13	2005, '11	8-24	1995, '99	88	51-37	1997	32-56	1998, '99, 2013	
	33	20-13	2011	8-25	1995	89	52-37	1997	32-57	2013	
	34	20-14	2004, '08, '11	9-25	1995, '99	90	53-37	1997	33-57	2013	
CLUB HISTORY	35	21-14	2008, '11	9-26	1995	91	53-38	1997	34-57	1999, 2013	
	36	22-14	2008	9-27	1995	92	54-38	1997	34-58	1999	
	37	23-14	2008	10-27	1995	93	55-38	1997	35-58	1999, 2013	
	38	23-15	2008, '11	11-27	1995, '99, 2006, '13	94	55-39	1997	35-59	1999, 2013	
	39	23-16	1997, 2005, '08, '11	11-28	1999, 2006, '13	95	56-39	1997	35-60	2013	
	40	24-16	1997, 2005, '11	11-29	1999, 2006, '13	96	56-40	1997	35-61	2013	
	41	25-16	1997, 2005	11-30	2006, '13	97	56-41	1997	36-61	2013	
	42	26-16	1997, 2005	11-31	2006, '13	98	56-42	1997	37-61	1998, 2013	
	43	27-16	1997	11-32	2013	99	57-42	1997	37-62	1998, 2013	
	44	27-17	1997	12-32	2013	100	58-42	1997	37-63	1998	
SEASON IN REVIEW	45	27-18	1997	13-32	2013	101	58-43	1997	37-64	1998	
	46	28-18	1997	13-33	2013	102	58-44	1997	37-65	1998	
	47	29-18	1997	13-34	2013	103	58-45	1997	37-66	1998	
	48	29-19	1997, 2011	13-35	2013	104	59-45	1997	38-66	1998	
	49	30-19	1997	13-36	2013	105	60-45	1997	38-67	1998	
	50	30-20	1997, 2004, '08, '11	13-37	2013	106	61-45	1997	38-68	1998	
	51	31-20	1997	13-38	2013	107	62-45	1997	38-69	1998	
	52	31-21	1997	13-39	2013	108	62-46	1997	38-70	1998	
	53	31-22	1997, 2011	13-40	2013	109	63-46	1997	39-70	1998	
	54	32-22	1997	13-41	2013	110	64-46	1997	39-71	1998	
OPPONENTS	55	32-23	1997	14-41	2013	111	65-46	1997	39-72	1998	
	56	33-23	1997	15-41	2013	112	66-46	1997	39-73	1998	
	GENERAL INFORMATION										

BEST/WORST RECORDS BY GAME

NO.	BEST	YEAR	WORST	YEAR	NO.	BEST	YEAR	WORST	YEAR
113	66-47	1997	40-73	1998	138	83-55	1997	47-91	1998
114	67-47	1997	40-74	1998	139	83-56	1997	47-92	1998
115	67-48	1997	41-74	1998	140	83-57	1997	47-93	1998
116	68-48	1997	41-75	1998	141	83-58	1997	47-94	1998
117	68-49	1997	41-76	1998	142	84-58	1997	47-95	1998
118	68-50	1997	42-76	1998	143	84-59	1997	48-95	1998
119	69-50	1997	43-76	1998	144	84-60	1997	48-96	1998
120	70-50	1997	44-76	1998	145	84-61	1997	48-97	1998
121	70-51	1997	44-77	1998	146	85-61	1997	48-98	1998
122	71-51	1997	44-78	1998	147	86-61	1997	48-99	1998
123	71-52	1997	44-79	1998	148	86-62	1997	48-100	1998
124	72-52	1997	44-80	1998	149	87-62	1997	48-101	1998
125	73-52	1997	44-81	1998	150	87-63	1997	49-101	1998
126	73-53	1997	45-81	1998	151	88-63	1997	49-102	1998
127	74-53	1997	45-82	1998	152	89-63	1997	50-102	1998
128	75-53	1997	45-83	1998	153	90-63	1997	50-103	1998
129	75-54	1997	45-84	1998	154	90-64	1997	51-103	1998
130	76-54	1997	45-85	1998	155	90-65	1997	51-104	1998
131	77-54	1997	45-86	1998	156	90-66	1997	51-105	1998
132	77-55	1997	46-86	1998	157	91-66	1997	51-106	1998
133	78-55	1997	47-86	1998	158	92-66	1997	51-107	1998
134	79-55	1997	47-87	1998	159	92-67	1997	52-107	1998
135	80-55	1997	47-88	1998	160	92-68	1997	53-107	1998
136	81-55	1997	47-89	1998	161	92-69	1997	54-107	1998
137	82-55	1997	47-90	1998	162	92-70	1997	54-108	1998

MARLINS STORY

FIELD STAFF

PLAYERS

CLUB HISTORY

PLAYER DEVELOPMENT

OPPONENTS

GENERAL INFORMATION

ALL-TIME NUMERICAL ROSTER

1 Cookie Rojas	1993-96	Chad Tracy	2010	6 Rick Rentería	1993-94
Luis Castillo	1997-2005	Joe Thurston	2011	Tommy Gregg	1995
Eric Reed	2006-07	Nick Green	2012	Joe Orsulak	1996
Emilio Bonifacio	2009-12	Adeiny Hechavarria	2013-17	Jerry Manuel	1997
Jordany Valdespin	2014	JB Shuck	2018	Lorenzo Bundy	1998
Robert Andino	2016	Trey Hillman	2019-20	Ramon Castro	1999
Steve Lombardozzi	2017	Monte Harrison	2021	Andy Fox	2000-03
Cameron Maybin	2018	Luis Arraez	2023 -	Matt Treanor	2004-05
Isan Diaz	2019-21	4 Monty Fariss	1993	Dan Uggla	2006-10
Garrett Hampson	2023	Greg Colbrunn	1994-96	Alfredo Amézaga	2011
2 Scott Pose	1993	Mark Kotsay	1997-98	Scott Cousins	2012
Devon White	1996	Randy Knorr	1998	Jeff Mathis	2013-16
Josh Booty	1997-98	Rusty Kuntz	2000	Mike Pagliarulo	2017-19
Chris Clapinski	2000	Lyle Mouton	2001	Starling Marte	2020-21
Marty Malloy	2002	Eric Owens	2001	Billy Hamilton	2022
Damion Easley	2004-05	Brian Banks	2002	Peyton Burdick	2023
Hanley Ramírez	2006-12	Gerald Williams	2003	7 Kurt Abbott	1994-97
Gorkys Hernández	2012	Robert Andino	2005	Mark Kotsay	1998-2000
Brett Butler	2014-15	Alfredo Amézaga	2006-09	Eric Owens	2001
Yadiel Rivera	2018-19	Joe Espada	2010-13	Iván Rodríguez	2003
Jonathan Villar	2020	Frank Menechino	2014-18	Perry Hill	2002, '04-06, '11, '13-18
Jazz Chisholm Jr.	2021 -	Monte Harrison	2020	Alejandro de Aza	2007-09
3 Carl Everett	1993-94	Nick Fortes	2023 -	Ross Gload	2009
Quilvio Veras	1995-96	5 Logan Morrison	2012-13	Hector Luna	2010
Edgar Rentería	1997	Reed Johnson	2014	Jose Reyes	2012
Ryan Jackson	1998	Casey McGehee	2015	Deven Marrero	2019
Pablo Ozuna	2000-02	Jeff Franceour	2016	Matt Joyce	2020
Chris Aguila	2004-06	Rosell Herrera	2019	Sandy Leon	2021
Jorge Cantú	2008-10	Jon Berti	2020 -	Jesús Sánchez	2022-23

ALL-TIME NUMERICAL ROSTER

Category	Player Name	Years	Player Name	Years	Player Name	Years	
MARLINS STORY	8 Bret Barberie	1993-94	Logan Forsythe	2020	16 Geronimo Berroa	1993	
	Andre Dawson	1995-96, 2001-03	Miguel Rojas	2022	Greg O'Halloran	1994	
	Jim Eisenreich	1997-98	Jon Jay	2023 -	Eddie Zosky	1995	
	Preston Wilson	1998	12 Doug Rader	1993-94	Edgar Rentería	1996-98	
	Álex González	1999	Joe Breeden	1995-96, '99-2001	Jack Maloof	1999-2001	
	Tony Taylor	1999-2001	Bruce Kimm	1997-98	Eric Owens	2002	
	Homer Bush	2002	Mike Mordecai	2002-05	Perry Hill	2003	
	Tony Taylor	2004	Joe Dillon	2005	Wil Cordero	2004	
	Bobby Meacham	2006	Cody Ross	2006-10	Paul Lo Duca	2005, 08	
	Aaron Boone	2007	Omar Infante	2012	Logan Kensing	2006	
FIELD STAFF	Dallas McPherson	2008	Gil Velazquez	2013	Bo Porter	2007-09	
	Chris Coghlan	2009-13	Kike Hernández	2014	Paul Lo Duca	2008	
	Jhonatan Solano	2015	Reid Brignac	2015	Bryan Petersen	2010-11	
	Don Mattingly	2016-22	Chris Johnson	2016	Kevin Mattison	2012	
	09 Benito Santiago	1993-94	Mike Aviles	2017	José Fernández	2013-16	
	9 Terry Pendleton	1995-96	Braxton Lee	2018	17 Darrell Whitmore	1993-95	
	Gregg Zaun	1996-98	Joe Panik	2021	Jeff Pentland	1996	
	Guillermo Garcia	1999	Jorge Soler	2022-2023	Todd Dunwoody	1997-99	
	Mendy Lopez	2000	13 Rob Natal	1993-97	Sandy Martinez	2000	
	Ryan McGuire	2001	Dave Berg	1998	Ramon Castro	2000-04	
PLAYERS	Juan Pierre	2003-05, 2013	John Boles	1999-2001	Mike Jacobs	2006-08	
	Andy Fox	2007-09	Ozzie Guillen	2002-03	Jim Presley	2009-10	
	Brett Hayes	2010-12	Paul Hoover	2007-08	Brandon Hyde	2010-11	
	Casey McGehee	2014	Andy Gonzalez	2009	Donovan Solano	2012-15	
	Dee Gordon	2015-17	Mike Lamb	2010	A.J. Ellis	2017	
	Lewis Brinson	2018-19	Will Ohman	2010	Chad Wallach	2018-21	
	Deven Marrero	2021	Omar Infante	2011	Chi Chi González	2023	
	Erik Gonzalez	2022	Ozzie Guillen	2012	18 Dave Magadan	1993-94	
	Jean Segura	2023	Chris Valaika	2013	Matt Mantei	1995-96	
	Josh Bell	2023 -	Marcell Ozuna	2014-17	Moises Alou	1997	
CLUB HISTORY	10 Bob McClure	1993	Starlin Castro	2018-19	Kevin Millar	1998-99	
	Gary Sheffield	1993-98	Sean Rodriguez	2020	Mark Smith	2000	
	David Berg	1999-2001	14 Gustavo Polidor	1993	Jeff Abbott	2001	
	Jeff Torborg	2002-03	Jerry Browne	1994-95	Lenny Harris	2003	
	Lenny Harris	2003-05	Craig Grebeck	1996	Jeff Conine	2003-05	
	Gary Tuck	2006	John Wehner	1997-98	Jim Presley	2007	
	Carlos Martinez	2007	Jorge Fabregas	1999	Wes Helms	2006, '08-11	
	Carlos Tosca	2007-10	Sandy Martinez	2000	Casey Kotchman	2013	
	John Mallee	2010	Ryan Thompson	2001	Reid Cornelius	2015	
	Dewayne Wise	2011	Todd Hollandsworth	2003	Tómas Telis	2016-18	
PLAYER DEVELOPMENT	Adam Greenberg	2012	Paul Lo Duca	2004	Neil Walker	2019	
	Jeff Baker	2014-15	Josh Willingham	2004-08	Joey Wendle	2022-23	
	Christian Colon	2017	Gaby Sánchez	2009-10	19 Jeff Conine	1993-97	
	JT Riddle	2018-19	John Buck	2011-12	John Roskos	1998-99	
	Eddy Rodriguez	2020-22	Rob Leary	2013-14	Mike Lowell	2000-05	
	Yuli Gurriel	2023	Martin Prado	2015-19	Jim Presley	2006	
	11 Chris Hammond	1993-96	Adam Duvall	2021	Logan Kensing	2006-08	
	Jim Leyland	1997-98	Bryan De La Cruz	2022-	Anibal Sánchez	2009-12	
	Álex González	1999-2005	15 Rene Lachemann	1993-96	Rob Brantly	2012-13	
	Robert Andino	2006-08	Cliff Floyd	1997-99	Miguel Rojas	2015-21	
OPPONENTS	Alejandro de Aza	2009	Kevin Millar	2000-02	David Robertson	2023	
	Mike Rivera	2010	Jack McKeon	2003-05	20 Greg Brolley	1993	
	John Mallee	2011	Paul Hoover	2006	Jesús Tavarez	1994-96	
	Jose Lopez	2011	Gaby Sánchez	2011-12	Darren Daulton	1997	
	Bryan Petersen	2012	Rafael Furcal	2014	Vic Darenbourg	1998	
	Mike Redmond	2013-15	Dan Haren	2015	Brian Edmondson	1998-99	
	Tomas Telis	2015	Oswaldo Arcia	2016	Miguel Cabrera	2003	
	J.T. Realmuto	2016-18	Brian Anderson	2018-22	Mike Neu	2004	
	GENERAL INFORMATION						

ALL-TIME NUMERICAL ROSTER

	Josh Wilson	2005	Richie Lewis	1993-95	Mike Gulan	2001	
	Matt Treanor	2006-08	Félix Heredia	1996	Abraham Nuñez	2002, '04	
	Logan Kensing	2009	Bobby Bonilla	1997	Vladimir Nuñez	2003	
	Nick Johnson	2009	Kirt Ojala	1998-99	Chad Bentz	2005	
	Scott Strickland	2010	Tony Perez	2001-03	Jeremy Hermida	2005-09	
	Logan Morrison	2010-11	Miguel Cabrera	2004-07	Giancarlo Stanton	2010-17	
	Justin Ruggiano	2012-13	Cameron Maybin	2008-10	Brandon Kintzler	2020	
	J.T. Realmuto	2015	Mike Cameron	2011	Edward Cabrera	2022-	
	Justin Nicolino	2016-17	Nathan Eovaldi	2012-14	28 Vada Pinson	1993-94	
	Wei-Yin Chen	2019	Andre Rienzo	2015	Mark Gardner	1995	
	Daniel Castano	2021-2023	Dean Treanor	2017-19	John Cangelosi	1997-98	
21	Chuck Carr	1993-95	Jesus Aguilar	2020-21	Mike Lowell	1999	
	John Boles	1996	Avisail García	2022-	Brad Penny	2000-01	
	Ralph Milliard	1997	25 Matias Carrillo	1993-94	Rich Dubee	2001	
	Jesús Sánchez	1998-2001	Steve Decker	1995	Bill Robinson	2002-05	
	Chad Allen	2003	Al Leiter	1996-97	Jason Wood	2006-07	
	Josh Beckett	2003-05	Bobby Bonilla	1998	Mark Wiley	2008-09	
	Joe Borchard	2006-07	Todd Zeile	1998	Scott Cousins	2010	
	Jason Wood	2006-08	Derrek Lee	1998-2003	Joey Cora	2012	
	John Baker	2008-11	Hee Seop Choi	2004	Alex Sanabia	2013	
	Heath Bell	2012	David Weathers	2004	Anthony DeSclafani	2014	
	Miguel Olivo	2013	Carlos Delgado	2005	Cole Gillespie	2015-16	
	Christian Yelich	2013-17	Joe Girardi	2006	Tyler Moore	2017	
	Curtis Granderson	2019	Brett Carroll	2007-10	Bryan Holaday	2018-19	
	Wellington Cepeda	2020-	Jack McKeon	2011	Trevor Rogers	2021 -	
22	Walt Weiss	1993	Gary Thurman	2012	29 Henry Cotto	1993	
	Ron Tingley	1994	Joe Mahoney	2013	Mario Diaz	1994-95	
	Rusty Kuntz	1995-96, '99-2000	Andrew Heaney	2014	Josh Booty	1996	
	Devon White	1997	Mike Goff	2015	Joe Siddall	1996	
	Álex González	1998	Junichi Tazawa	2017-18	Milt May	1997-98	
	Vic Darenbourg	2000-02	Jeff Livesey	2019	Bruce Aven	1999	
	Brian Banks	2003	Lewis Brinson	2020-21	Ricky Bones	2000-01	
	Joe Dillon	2005	Jordan Holloway	2022	Jeff Cox	2002	
	Al Leiter	2005	Archie Bradley	2023	Armando Almanza	2003	
	Ryan Jorgensen	2005	26 Richie Lewis	1993	Larry Sutton	2004	
	Mike Harkey	2006	Alex Arias	1993-97	Joe Dillon	2005	
	Matt Lindstrom	2007-09	Tim Hyers	1999	Jacque Jones	2008	
	Donnie Murphy	2010-12	Paul Bako	2000	Gaby Sánchez	2008-09	
	Nick Green	2013	Henry Rodriguez	2000	Ronny Paulino	2009-10	
	Carter Capps	2014-16	Nate Rolison	2000	Greg Dobbs	2011-14	
	Dustin McGowan	2017	Wayne Rosenthal	2003-04	Randy Wolf	2014	
	Sandy Alcantara	2018 -	Valerio de los Santos	2005	Lenny Harris	2015-16	
23	Charles Johnson	1994-98, 2001-02	Todd Linden	2007	Brad Ziegler	2017-18	
	Danny Bautista	1999-2000	Luis Gonzalez	2008	Tim Wallach	2019	
	Chuck Smith	2000	Austin Kearns	2012-13	Francisco Cervelli	2020	
	Doug Davis	2003-04	Arquimedes Caminero	2014	Nick Neidert	2021-22	
	Randy Messenger	2005-07	Dan Jennings	2015	Braxton Garrett	2023 -	
	Byung-Hyun Kim	2007	Lorenzo Bundy	2016-17	30 Nigel Wilson	1993	
	Andrew Miller	2008-10	Garrett Cooper	2019-2023	Willie Banks	1995	
	Javier Vázquez	2011	27 Luis Aquino	1993-94	Matt Whisenant	1997	
	Wade LeBlanc	2012-13	Matt Dunbar	1995	Craig Counsell	1997-99	
	Jacob Marisnick	2013-14	Rich Garces	1995	Chris Clapinski	1999	
	Jarred Cosart	2014-15	Kevin Brown	1996-97	Cliff Floyd	2000-02	
	Brian Schneider	2016-19	Derrek Lee	1998	Tim Raines	2002	
	Corey Dickerson	2020-21	Todd Zeile	1998	Luis Dorante	2005	
	Alex Jackson	2021	Kevin Orie	1998-99	Miguel Olivo	2006-07	
	Max Meyer	2022 -	Manny Aybar	2000	Mark Hendrickson	2008	
24	Alex Arias	1993	Chad Mottola	2001	John Koronka	2009	

MARLINS STORY

FIELD STAFF

PLAYERS

CLUB HISTORY

PLAYER DEVELOPMENT

OPPONENTS

GENERAL INFORMATION

ALL-TIME NUMERICAL ROSTER

MARLINS STORY

FIELD STAFF

PLAYERS

CLUB HISTORY

PLAYER DEVELOPMENT

OPPONENTS

GENERAL INFORMATION

	Brian Barden	2010	Magneuris Sierra	2018-21	Brad Arnsberg	2002-03
	Eduardo Pérez	2011-12	Lewin Diaz	2022	Rick Helling	2003
	Placido Polanco	2013	35 David Weathers	1993-96	Josias Manzanillo	2004
	Don Kelly	2015	Jerry Brooks	1996	Mark Wiley	2005
	Colin Rea	2016	Kurt Miller	1997	Brian Moehler	2006
	Hunter Cervenka	2016-17	Jason Grilli	2000	Byung-Hyun Kim	2007
	Garrett Cooper	2018	Gary Knotts	2002	Daniel Barone	2007-08
	Mel Stottlemyre Jr.	2019 -	Dontrelle Willis	2003-07	Reid Cornelius	2010, 2013-14
31	Robb Nen	1993-97	Doug Waechter	2008	Randy Choate	2011
	Rich Dubee	1998-2001	Burke Badenhop	2009	Carlos Zambrano	2012
	Mike Piazza	1998	Tarrick Brock	2010	Michael Morse	2015
	Brad Penny	2001-04	Reid Cornelius	2012	Reid Cornelius	2016
	Ismael Valdez	2004-05	Brian Flynn	2013-14	Tim Wallach	2017-18
	John Gall	2007	Mat Latos	2015	Jorge Alfaro	2019-21
	Bo Porter	2008	Chris Reed	2015	Louis Head	2022
	Burke Badenhop	2009-11	David Phelps	2016-17	Devin Smeltzer	2023
	Steve Cishek	2012-15	Ryne Stanek	2019	39 Orestes Destrade	1993-94
	Don Kelly	2016	Richard Bleier	2020-22	Jay Powell	1996-98
	Jeff Locke	2017	A.J. Puk	2023 -	Brian Daubach	1998
	Caleb Smith	2018-20	36 Bobby Witt	1995	Vladimir Nuñez	1999
	Cole Sulser	2022	Andy Larkin	1996, '98	Blaine Neal	2003
32	Huascar Brazoban	2023 -	Vladimir Nuñez	1999-2003	Ben Howard	2004
	Mike Myers	1995	Brian Moehler	2005	Michael Neu	2004
	Alejandro Peña	1995-96	Anibal Sánchez	2006-08	Rick Kranitz	2006-07
	Alex Fernández	1997, '99-2000	Edwin Rodriguez	2010-11	Wes Helms	2008
	Tim Raines	2002	Randy Choate	2012	Ryan Tucker	2008
	Nate Robertson	2002	Sam Dyson	2013-15	Dave Davidson	2009
	Juan Álvarez	2003	Edwin Jackson	2016	Nate Robertson	2010
	Travis Smith	2005	Edinson Volquez	2017	Chris Hatcher	2010-13
	Dean Treanor	2006	Trevor Richards	2019	Jarrod Saltalamacchia	2014-15
	Clay Hensley	2010-11	Ryan Lavarney	2020	JT Riddle	2017
	Matt Diaz	2013	Dylan Floro	2021-2023	Tyler Kinley	2018-19
	Derek Dietrich	2014-18	Jake Burger	2023 -	Jame Hoyt	2020
	Matt Barnes	2023	37 Mike Jeffcoat	1994	John Curtiss	2021
33	Frank Reberger	1993-94	Rich Scheid	1994-95	Eury Pérez	2023 -
	John Burkett	1995-96	Aaron Small	1995	40 John Johnstone	1993-95
	Rick Helling	1996-97	Ralph Milliard	1996	Billy McMillon	1996-97
	Kirt Ojala	1997	Tommy Sandt	1997-98	Chris Hammond	1998
	Matt Mantei	1998-99	Fredi Gonzalez	1999	Vic Darenbourg	1998-2000
	Fredi Gonzalez	1999-2001, '07-10, '17-19	Julio Ramírez	1999	Henry Rodriguez	2000
	Toby Borland	2002-04	Brant Brown	2000	Nate Bump	2003-05
	Harry Dunlop	2005	Jason Grilli	2001	Nate Field	2007
	Scott Cousins	2011	Darren Oliver	2004	Jim Presley	2008-09
	Jacob Turner	2012-14	Rudy Seanez	2004	Kiko Calero	2009
	Brad Penny	2014	Frank Castillo	2005	Mike Dunn	2011-16
	Dustin McGowan	2016	Renyel Pinto	2006-10	Javy Guerra	2017-18
	Brad Boxberger	2020	Elih Villanueva	2011	Luis Urueta	2023 -
	Jody Reed	2023 -	Henderson Álvarez	2013-15	41 Jim Corsi	1993
34	Bryan Harvey	1993-95	Cody Hall	2016	Tony Saunders	1997
	Jose Morales	1996	Austin Brice	2019	Oscar Henriquez	1998
	Luis Castillo	1996	Stephen Tarpley	2020	Braden Looper	1999-2003
	Brian Meadows	1998-99	Bryan Mitchell	2021	Frank Gracesqui	2004
	Dan Miceli	2000-01	Willians Astudillo	2022	John Riedling	2005
	A.J. Burnett	2002-05	38 Chris Hammond	1993	Todd Wellemeyer	2006
	Scott Olsen	2006-08	Mark Gardner	1994	Wes Obermueller	2007
	Jorge Sosa	2010	Rick Williams	1995-96	Chris Volstad	2008-11
	Edward Mujica	2011-12	Rob Stanifer	1997-98	Gil Velazquez	2012
	Tom Koehler	2012-17	Reid Cornelius	1999-2000	Rob Leary	2013

ALL-TIME NUMERICAL ROSTER

Chris Hatcher	2014	Gabe Gonzalez	1998	Byung-Hyun Kim	2007	MARLINS STORY
David Phelps	2015	Bruce Aven	1999	Randy St. Claire	2010	
Justin Bour	2016-18	Ryan Dempster	1999-2002	Reid Cornelius	2011	
David Hess	2021	Carl Pavano	2002	Arquimedes Caminero	2013	
Geoff Hartlieb	2023	Oswaldo Mairena	2002	Carlos Marmol	2014	
42 Rich Rodriguez	1993	Matt Perisho	2004-05	Brian Ellington	2015-17	
Jeremy Hernández	1994-95	Joe Nelson	2008	Pablo López	2018-22	
Dennis Cook	1997	Juan Carlos Oviedo^	2009-11	Jonathan Davis	2023 -	
RETIRED (Jackie Robinson)		Koyie Hill	2013	50 Terry McGriff	1993	
43 Ron Tingley	1994	Garrett Jones	2014	Brian Drahman	1994	
Russ Morman	1994-97	Nick Masset	2015	Buddy Groom	1995	FIELD STAFF
Jose Morales	1995	Kyle Barraclough	2015-18	Bill Hurst	1996	
Miguel Batista	1996	Cesar Puello	2019	Ryan Dempster	1998	
Eric Ludwick	1998	Pat Venditte	2020	Archie Corbin	1999	
Archie Corbin	1999	Taylor Williams	2021	Joe Strong	2000-01	
A.J. Burnett	1999-2001	Luke Williams	2022	Julian Tavarez	2002	
Juan Encarnacion	2002-05	Jason Hart	2023 -	Aaron Small	2004	
Matt Cepicky	2006	47 Junior Félix	1993	Todd Jones	2005	
Jose Veras	2010	Jeff Mutis	1994	Jorge Julio	2007	
Vinny Rottino	2011	Larry Rothschild	1995-97	Erasmó Ramírez	2007	
Dan Jennings	2012-14	Rafael Medina	1998-99	Marcos Carvajal	2007	PLAYERS
Jo-Jo Reyes	2016	John Mabry	2001	Graham Taylor	2009	
Odrisamer Despaigne	2016-18	Graeme Lloyd	2002	Jose Ceda	2010-12	
Jeff Brigham	2018-22	Jeff Cox	2002-05	Chad Qualls	2013	
Andrew Nardi	2023 -	Ricky Nolasco	2006-13	Erik Cordier	2015	
44 Cris Carpenter	1993	John Pierson	2013	Chris O'Grady	2017-18	
Willie Fraser	1994	Juan Nieves	2016-17	Jordan Yamamoto	2019-20	
Rob Murphy	1995	Harold Ramirez	2019-20	Shawn Morimando	2021	
Alejandro Peña	1995	Austin Pruitt	2021	Rod Barajas	2023 -	
Marc Valdes	1995-96	Jimmy Yacabonis	2022	51 Trevor Hoffman	1993	
Donn Pall	1997-98	Johnny Cueto	2023	Terry Mathews	1994-96	CLUB HISTORY
Preston Wilson	1999-2002	48 Pat Rapp	1993-97	Rich Dubee	1998	
Allen Levrault	2003	Manuel Barrios	1998	Justin Speier	1998	
Chad Fox	2004	Brent Billingsley	1999	Matt Clement	2001	
Chris Resop	2006	Ron Mahay	2000	Chris Resop	2005	
Brian Sanches	2009-11	Johnny Ruffin	2001	Ross Wolf	2007	
AJ Ramos	2012-17	Justin Wayne	2002-04	Cristhian Martinez	2009	
Jacob Turner	2018	Paul Quantrill	2005	Jay Buente	2010	
Austin Dean	2018-19	Joe Borowski	2006	Randy St. Claire	2011-12	
Nick Vincent	2020	Lee Gardner	2007-08	Derek Dietrich	2013	
Jesús Luzardo	2021 -	Brendan Donnelly	2009	Ichiro Suzuki	2015-17	PLAYER DEVELOPMENT
45 Russ Morman	1995-96	Hayden Penn	2009	Ben Meyer	2018	
Rich Donnelly	1997-98	James Houser	2010	Tyler Heineman	2019	
Amaury Garcia	1999	Marcell Ozuna	2013	Justin Shafer	2020	
Chuck Smith	2000-01	Justin Bour	2014-15	Tommy Nance	2022	
Carl Pavano	2002-04	Andrew Cashner	2016	52 Mitch Lyden	1993	
Jim Mecir	2005	Christopher Bostick	2018	Randy Veres	1995	
Yusmeiro Petit	2006	Hector Noesi	2019	Mark Hutton	1996-97	
Eulogio De La Cruz	2008	Mike Morin	2020	Ed Vosberg	1997	
Sean West	2009-10	Steven Okert	2021-23	Mike Redmond	1998-2004	
Carlos Lee	2012	49 Charlie Hough	1993-94	Jim Crowell	2005	OPPONENTS
Kevin Slowey	2013-14	Félix Heredia	1997-98	Sergio Mitre	2006-07	
Chris Narveson	2015	Dennis Springer	1999	Luis Ayala	2009	
Vance Worley	2017	Benito Baez	2001	Chris Leroux	2010	
Peter O'Brien	2018-19	Chad Fox	1994-97,2003	Brad Hand	2011-15	
Matt Moore	2023	Armando Benítez	2004-07	Rafael Ortega	2018	
46 Ryan Bowen	1993-95	Ron Villone	2005	Zac Gallen	2019	
Donn Pall	1996	Matt Herges	2006	Brett Eibner	2020	

ALL-TIME NUMERICAL ROSTER

MARLINS STORY

FIELD STAFF

PLAYERS

CLUB HISTORY

PLAYER DEVELOPMENT

OPPONENTS

GENERAL INFORMATION

	Anthony Bass	2021-22	Antonio Alfonseca	1997-2001, '05	Joe Dunand	2022
	Jorge López	2023	Tommy Phelps	2003-04	George Soriano	2023 -
53	Marcel Lachemann	1993-94	Chad Bentz	2005	63 Kevin Gregg	2007-08, 2014
	Kurt Miller	1994-96	Taylor Tankersley	2006-10	Chris Leroux	2009-10
	Juan Acevedo	2001	Chad Gaudin	2012	Henry Rodriguez	2014
	Nate Teut	2002	Stephen Ames	2013	Kendry Flores	2015-16
	Arthur Rhodes	2008	Bryan Morris	2014-16	Trevor Richards	2018
	Dan Meyer	2009-10	Eliaser Hernandez	2018-22	Brian Moran	2019
	Jay Bunte	2011	John Mabry	2023 -	Xavier Edwards	2023 -
	Sandy Rosario	2011-12	58 Joe Klink	1993	64 Tim Wood	2009-10
	Kyle Skipworth	2013	Yorkis Perez	1994-96	Duane Below	2013
	Xavier Scruggs	2016	Dave Berg	1998	Nick Wittgren	2016-18
	Brett Graves	2018	Michael Tejera	1999, 2002-04	Robert Dugger	2019-20
	Paul Campbell	2021-22	Harvey Garcia	2007	Jerar Encarnación	2022
54	Matt Turner	1993	Mauro Zarate	2007	65 Scott Tyler	2007
	Joe Fontenot	1998	Mike Rabelo	2008	Jai Miller	2008
	Blaine Neal	2001-02	Brad Davis	2010	Sandy Rosario	2010
	Logan Kensing	2004-05	Ryan Webb	2011-13	Austin Brice	2016
	Jeff Fulchino	2006	Raudel Lazo	2015	Eddy Alvarez	2020-21
	Steve Foster	2007-09	Tim Wallach	2016	Jordan Groshans	2022
	Hunter Jones	2010	Dan Straily	2017-18	66 Burke Badenhop	2008
	Jhan Maríñez	2010	Wilkin Castillo	2019	Steve Cishek	2010-11
	Matt Dominguez	2011	Josh A. Smith	2020	Jarlin García	2016-19
	Jordan Brown	2013	Preston Guilmet	2021	Sean Guenther	2021
	Wei-Yin Chen	2016-18	Jacob Stallings	2022-23	Tanner Scott	2022 -
	Sergio Romo	2019	59 Jay Powell	1995-96	67 Pierre Arsenault	2002-10
	Josh D. Smith	2020	Hector Almonte	1999	Edgar Olmos	2013
	Ross Detwiler	2021	Guillermo Mota	2004-05	Tyler Cloyd	2018
	Nick Fortes	2022	Jose Garcia	2006	JJ Bleday	2022
	Dane Myers	2023 -	Chris Seddon	2007	Jacob Amaya	2023 -
55	Steve Decker	1993	Jesús Delgado	2008-09	68 Harvey Garcia	2007
	Armando Almanza	1999-02	Brett Hayes	2009	Destin Hood	2016
	Mark Redman	2003	Alex Sanabia	2010-11	Josh D. Smith	2019
	Josh Johnson	2005-12	Ed Lucas	2013-14, 2017	Lewin Diaz	2020-21
	Chuck Hernández	2013-15	Nick Neidert	2020	Johan Quezada	2023
	Nefi Ogando	2016	Andrew Bellatti	2021	70 Nick Anderson	2019
	Brian Anderson	2017	Payton Henry	2022	Jazz Chisholm Jr.	2020
	Drew Rucinski	2018	Sean Nolin	2023	Luis Madero	2021
	Jon Berti	2019	60 Gabe Gonzalez	1998	A.J. Ladwig	2022
	Ryne Stanek	2020	Carlos Martinez	2006-09	71 Drew Steckenrider	2017-19
	Anthony Bender	2022	Adalberto Mendez	2010	72 Pat Shine	2014-16
	Skip Schumaker	2023 -	Jon Rauch	2013	Kyle Keller	2019
56	Joel Adamson	1996	J.T. Realmuto	2014	Daniel Castano	2020
	Gary Knotts	2001	Justin Nicolino	2015	Cody Poteet	2021-2022
	Kevin Olsen	2001-03	Brian Moran	2020	73 John Maine	2013
	Jason Vargas	2005-06	Braxton Garrett	2021-2022	Sixto Sánchez	2020
	Rick VandenHurk	2007-10	Ryan Weathers	2023	Brant Brown	2023
	Ozzie Martinez	2010-11	61 Liván Hernández	1996-99	74 Ugueth Urbina	2003
	Mark Buehrle	2012	Josh Beckett	2001-03	Jose Quijada	2019
	Zach Phillips	2013	Reggie Abercrombie	2006-07	Zach Thompson	2021
	Vin Mazzaro	2015	Jesús Delgado	2008	75 Yorman Bazardo	2005
	Scott McGough	2015	Brett Sinkbeil	2010	Jeffrey Urgelles	2011-17
	Fernando Rodney	2016	Adam Conley	2015-19	Jorge Guzman	2020-21
	Tayron Guerrero	2018-19	José Devers	2021	76 Dillon Peters	2017-18
	Sterling Sharp	2020	62 Hansel Izquierdo	2002	Jesús Sánchez	2020-21
	Zach Pop	2021-22	Scott Olsen	2005	77 Jack Armstrong	1993
	Jeff Lindgren	2023	Franklyn German	2006	Henry Owens	2007
57	Bob McClure	1994	José Ureña	2015-20	Yefri Pérez	2016

ALL-TIME NUMERICAL ROSTER

	Merandy Gonzalez	2018-19
	Humberto Mejia	2020
	Johan Quezada	2020
	Bryan De La Cruz	2021
78	Jordan Holloway	2020-2021
	Bryan Hoeing	2023 -
79	Isaac Galloway	2018-19
	Edward Cabrera	2021
80	Anthony Bender	2021
	Aneurys Zabala	2022
81	Huascar Brazoban	2022
	Griffin Benedict	2023 -
82	James Rowson	2020-22
83	Charles Leblanc	2022
	Enmanuel De Jesus	2023
84	Nick Fortes	2021
	JT Chargois	2023 -
85	Rob Flippo	2018 -
86	Brandon Leibrandt	2020
	Payton Henry	2021
	Peyton Burdick	2022
87	Brian Navarreto	2020
88	Billy Koch	2004
89	Luis Martí	2021
90	Adam Cimber	2021
	Andrew Nardi	2022
91	Tim Spooneybarger	2003
92	Brian Miller	2021
	Robert Garcia	2023
93	Yimi García	2020-21
	Bryan Hoeing	2022
94	Braxton Garrett	2020
	Jake Fishman	2022
95	Trevor Rogers	2020
96	Alex Vesia	2020
99	Jesús Aguilar	2022
^ Pitched as Leo Nuñez from 2009-11		

MARLINS STORY

FIELD STAFF

PLAYERS

CLUB HISTORY

PLAYER DEVELOPMENT

OPPONENTS

GENERAL INFORMATION

ALL-TIME ALPHABETICAL ROSTER

MARLINS STORY

FIELD STAFF

PLAYERS

CLUB HISTORY

PLAYER DEVELOPMENT

OPPONENTS

GENERAL INFORMATION

A			Benitez, Armando	RHP	2004, '07	Castano, Daniel	LHP	2020-2023
Abbott, Jeff	OF	2001	Bentz, Chad	LHP	2005	Castillo, Frank	RHP	2005
Abbott, Kurt	INF	1994-97	Berg, David	INF	1998-2001	Castillo, Luis	INF	1996-2005
Abercrombie, Reggie	OF	2006-07	Berroa, Geronimo	OF	1993	Castillo, Wilkin	C	2019
Acevedo, Juan	RHP	2001	Berti, Jon	INF/OF	2019-	Castro, Ramon	C	1999-2004
Adamson, Joel	LHP	1996	Billingsley, Brent	LHP	1999	Castro, Starlin	INF	2018-19
Aguila, Chris	OF	2004-06	Bleday, JJ	OF	2022	Ceda, Jose	RHP	2010-13
Aguilar, Jesus	INF	2020-22	Bleier, Richard	LHP	2020-2022	Cervenka, Hunter	LHP	2016-17
Alcantara, Sandy	RHP	2018-	Bones, Ricky	RHP	2000-01	Cepicky, Matt	OF	2006
Alfaro, Jorge	C	2019-21	Bonifacio, Emilio	INF	2009-12	Cervelli, Francisco	C	2020
Alfonseca, Antonio	RHP	1997-2001, '05	Bonilla, Bobby	INF	1997-98	Chargois, JT	RHP	2023-
Allen, Chad	OF	2003	Boone, Aaron	INF	2007	Chen, Wei-Yin	LHP	2016-19
Almanza, Armando	LHP	1999-2003	Booty, Josh	INF	1996-98	Chisholm Jr., Jazz	INF	2020-
Almonte, Hector	RHP	1999	Borchard, Joe	OF	2006-07	Choate, Randy	LHP	2011-12
Alou, Moises	OF	1997	Borland, Toby	RHP	2002-04	Choi, Hee Seop	1B	2004
Alvarez, Eddy	INF	2020-21	Borowski, Joe	RHP	2006	Cimber, Adam	RHP	2021
Álvarez, Henderson	RHP	2013-15	Bostick, Christopher	INF	2018	Cishek, Steve	RHP	2010-15
Álvarez, Juan	LHP	2003	Bour, Justin	INF	2014-	Clapinski, Chris	INF	1999-2000
Amaya, Jacob	INF	2023 -	Bowen, Ryan	RHP	1993-95	Clemens, Paul	RHP	2016
Ames, Stephen	RHP	2013	Boxberger, Brad	RHP	2020	Clement, Matt	RHP	2001
Amézaga, Alfredo	INF/OF	2006-09, '11	Bradley, Archie	RHP	2023	Cloyd, Tyler	RHP	2018
Anderson, Brian	INF	2017-22	Brantly, Rob	C	2012-13	Coghlan, Chris	OF	2009-13
Anderson, Nick	RHP	2019	Brazoban, Huascar	RHP	2022-	Colbrunn, Greg	INF	1994-96
Andino, Robert	INF	2005-08, '16	Breslow, Craig	LHP	2016	Colon, Christian	INF	2017
Aquino, Luis	RHP	1993-94	Brice, Austin	RHP	2016, 2019	Conine, Jeff	IF/OF	1993-97, 2003-05
Arcia, Oswaldo	OF	2016	Brigham, Jeff	RHP	2018-22	Conley, Adam	LHP	2015-20
Arias, Alex	INF	1993-97	Brignac, Reid	INF	2015	Cook, Dennis	LHP	1997
Armstrong, Jack	RHP	1993	Briley, Greg	OF	1993	Cooper, Garrett	INF	2018-2023
Armstrong, Shawn	RHP	2022	Brinson, Lewis	OF	2018-21	Corbin, Archie	RHP	1999
Arraez, Luis	INF	2023 -	Brooks, Jerry	C	1996	Cordero, Wil	IF/OF	2004
Astudillo, Willians	INF	2022	Brown, Brant	OF	2000	Cordier, Erik	RHP	2015
Aven, Bruce	OF	1999	Brown, Jordan	OF	2013	Cornelius, Reid	RHP	1999-2000
Aviles, Mike	INF	2017	Brown, Kevin	RHP	1996-97	Corsi, Jim	RHP	1993
Ayala, Luis	RHP	2009	Browne, Jerry	INF/OF	1994-95	Cosart, Jarred	RHP	2014-16
Aybar, Manny	RHP	2000	Buck, John	C	2011-12	Cotto, Henry	OF	1993
B			Buehrlle, Mark	LHP	2012	Counsell, Craig	INF	1997-99
Badenhop, Burke	RHP	2008-11	Buente, Jay	RHP	2010-11	Cousins, Scott	OF	2010-12
Baez, Benito	LHP	2001	Bump, Nate	RHP	2003-05	Crowell, Jim	LHP	2005
Baker, Jeff	INF	2014-15	Burdick, Peyton	OF	2022-23	Cueto, Johnny	RHP	2023
Baker, John	C	2008-11	Burger, Jake	INF	2023-	Curtiss, John	RHP	2021
Bako, Paul	C	2000	Burkett, John	RHP	1995-96	D		
Banks, Brian	INF/OF	2002-03	Burnett, A.J.	RHP	1999-2005	Darensbourg, Vic	LHP	1998-2002
Banks, Willie	RHP	1995	Bush, Homer	INF	2002	Daubach, Brian	INF	1998
Barberie, Bret	INF	1993-94	C			Daulton, Darren	INF	1997
Barden, Brian	INF	2010	Cabrera, Edward	RHP	2021-	Davidson, Dave	LHP	2009
Barnes, Matt	RHP	2023	Cabrera, Miguel	INF/OF	2003-07	Davis, Brad	C	2010-11
Barone, Daniel	RHP	2007	Calero, Kiko	RHP	2009	Davis, Jonathan	OF	2023-
Barraclough, Kyle	RHP	2015-2018	Cameron, Mike	OF	2011	Dawson, Andre	OF	1995-96
Barrios, Manuel	RHP	1998	Caminero, Arquimedes	RHP	2013-14	Dean, Austin	OF	2018-19
Bass, Anthony	RHP	2021-22	Campbell, Paul	RHP	2021	De Aza, Alejandro	OF	2007, '09
Batista, Miguel	RHP	1996	Cangelosi, John	OF	1997-98	De Jesus, Enmanuel	LHP	2023
Bautista, Danny	OF	1999-2000	Cantú, Jorge	INF	2008-10	De La Cruz, Bryan	OF	2021-
Bazardo, Yorman	RHP	2005	Capps, Carter	RHP	2014-16	De La Cruz, Eulogio	RHP	2008-09
Beckett, Josh	RHP	2001-05	Carpenter, Cris	RHP	1993	De Los Santos, Valerio	LHP	2005
Bell, Heath	RHP	2012	Carr, Chuck	OF	1993-95	Decker, Steve	C	1993, '95
Bell, Josh	INF	2023 -	Carrillo, Matias	OF	1993-94	Delgado, Carlos	INF	2005
Bellatti, Andrew	RHP	2021	Carroll, Brett	OF	2007-10	Delgado, Jesús	RHP	2008
Below, Duane	LHP	2013	Carvajal, Marcos	RHP	2007	Dempster, Ryan	RHP	1998-2002
Bender, Anthony	RHP	2021-2022	Cashner, Andrew	RHP	2016	DeSclafani, Anthony	RHP	2014

ALL-TIME ALPHABETICAL ROSTER

Despaigne, Odrisamer	RHP	2016-18	Gall, John	OF	2007	Hayes, Brett	C	2009-12
Destrade, Orestes	INF	1993-94	Gallen, Zac	RHP	2019	Head, Louis	RHP	2022
Detwiler, Ross	LHP	2021	Galloway, Isaac	OF	2018-19	Heaney, Andrew	LHP	2014
Devers, Jose	INF	2021	Garces, Rich	RHP	1995	Hechavarria, Adeiny	INF	2013-17
Diaz, Isan	INF	2019-21	García, Amaury	INF	1999	Heineman, Tyler	C	2019
Diaz, Lewin	INF	2020-22	García, Avisail	OF	2022-	Helling, Rick	RHP	1996-97, 2003
Diaz, Mario	INF	1994-95	García, Guillermo	C	1999	Helms, Wes	INF/OF	2006, '08-11
Diaz, Matt	OF	2013	García, Robert	LHP	2023	Hendrickson, Mark	LHP	2008
Dickerson, Corey	OF	2020-21	García, Harvey	RHP	2007-09	Henriquez, Oscar	RHP	1998
Dietrich, Derek	INF	2013-18	García, Jarlin	LHP	2017-19	Henry, Payton	C	2021-22
Dillon, Joe	INF	2005	García, Jose	RHP	2006	Hensley, Clay	RHP	2010-11
Dobbs, Greg	INF/OF	2011-14	Garcia, Yimi	RHP	2020-21	Heredia, Félix	LHP	1996-98
Dominguez, Matt	INF	2011	Gardner, Lee	RHP	2007-08	Herges, Matt	RHP	2006
Donnelly, Brendan	RHP	2009	Gardner, Mark	RHP	1994-95	Hermida, Jeremy	OF	2005-09
Drahman, Brian	RHP	1994	Garrett, Braxton	LHP	2020-	Hernandez, Elieser	RHP	2018-22
Dugger, Robert	RHP	2019-20	Gaudin, Chad	RHP	2012	Hernández, Gorkys	OF	2012
Dunand, Joe	INF	2022	German, Franklyn	RHP	2006	Hernández, Jeremy	RHP	1994-95
Dunbar, Matt	LHP	1995	Gillespie, Cole	OF	2015-16	Hernández, Kike	INF	2014
Dunn, Mike	LHP	2011-16	Gload, Ross	INF/OF	2009	Hernández, Livan	RHP	1996-99
Dunwoody, Todd	OF	1997-99	González, Alex	INF	1998-2005	Herrera, Rosell	INF	2019
Duvall, Adam	OF	2021	González, Andy	INF	2009	Hess, David	RHP	2021
Dyson, Sam	RHP	2013-15	González, Chi Chi	RHP	2023	Hill, Koyie	C	2013
E			González, Gabe	LHP	1998	Hoeing, Bryan	RHP	2022-
Easley, Damion	INF/OF	2004-05	González, Erik	INF	2022	Hoffman, Trevor	RHP	1993
Edmondson, Brian	RHP	1998-99	González, Luis	OF	2008	Holaday, Bryan	C	2018-19
Edwards, Xavier	INF/OF	2023-	Gonzalez, Merandy	RHP	2018	Hollandsworth, Todd	OF	2003
Ege, Cody	LHP	2016	González, Severino	RHP	2017	Holloway, Jordan	RHP	2020-22
Eibner, Brett	RHP	2020	Gordon, Dee	INF	2015-17	Hood, Destin	OF	2016
Eisenreich, Jim	OF/INF	1997-98	Gracesqui, Frank	RHP	2004	Hoover, Paul	C	2006-08
Ellington, Brian	RHP	2015-17	Granderson, Curtis	OF	2019	Hough, Charlie	RHP	1993-94
Ellis, A.J.	C	2017	Graves, Brett	RHP	2018-	Houser, James	LHP	2010
Encarnacion, Jerar	OF	2022	Grebeck, Craig	INF	1996	Howard, Ben	RHP	2004
Encarnacion, Juan	OF	2002-03, '04-05	Green, Nick	INF	2012-13	Hoyt, James	RHP	2020
Eovaldi, Nathan	RHP	2012-14	Greenberg, Adam	OF	2012	Hurst, Bill	RHP	1996
Esch, Jake	RHP	2016	Gregg, Kevin	RHP	2007-08, 2014	Hutton, Mark	RHP	1996-97
Everett, Carl	OF	1993-94	Gregg, Tommy	OF	1995	Hyers, Tim	INF/OF	1999
F			Grilli, Jason	RHP	2000-01	I		
Fabregas, Jorge	C	1999	Groom, Buddy	LHP	1995	Infante, Omar	INF	2011-12
Fariss, Monty	OF	1993	Groshans, Jordan	INF	2022	Izquierdo, Hansel	RHP	2002
Félix, Junior	OF	1993	Guenther, Sean	LHP	2021	J		
Fernández, Alex	RHP	1997, '99-2000	Guerra, Javy	RHP	2017-18	Jackson, Alex	C	2021
Fernández, José	RHP	2013-16	Guerrero, Tayron	RHP	2018-19	Jackson, Edwin	RHP	2016
Field, Nate	RHP	2007	Guilmet, Preston	RHP	2021	Jackson, Ryan	IF/OF	1998
Fishman, Jake	LHP	2022	Gulan, Mike	INF	2001	Jacobs, Mike	INF	2006-08
Flores, Kendry	RHP	2015-16	Gurriel, Yuli	INF	2023	Jeffcoat, Mike	LHP	1994
Floro, Dylan	RHP	2021-2023	Guzman, Jorge	RHP	2020-21	Jennings, Dan	LHP	2012-14
Floyd, Cliff	OF	1997-2002	H			Johnson, Charles	C	1994-98, 2001-02
Flynn, Brian	LHP	2013-14	Hall, Cody	RHP	2016	Johnson, Chris	INF	2016
Fontenot, Joe	RHP	1998	Hamilton, Billy	OF	2022	Johnson, Josh	RHP	2005-12
Forsythe, Logan	INF	2020	Hammond, Chris	LHP	1993-96, '98	Johnson, Nick	INF	2009
Fortes, Nick	C	2021-	Hampson, Garrett	INF/OF	2023	Johnson, Reed	OF	2014
Fox, Andy	INF	2000-03	Hand, Brad	LHP	2011-16	Johnstone, John	RHP	1993-95
Fox, Chad	RHP	2003-04	Haren, Dan	RHP	2015	Jones, Garrett	INF	2014
Francoeur, Jeff	OF	2016	Harris, Lenny	INF/OF	2003-05	Jones, Hunter	RHP	2010
Fraser, Willie	RHP	1994	Harrison, Monte	OF	2020-21	Jones, Jacque	OF	2008
Fulchino, Jeff	RHP	2006	Hartlieb, Geoff	RHP	2023	Jones, Todd	RHP	2005
Furcal, Rafael	INF	2014	Harvey, Bryan	RHP	1993-95	Jorgensen, Ryan	C	2005
G			Hatcher, Chris	C/RHP	2010-14	Joyce, Matt	OF	2020

MARLINS STORY

FIELD STAFF

PLAYERS

CLUB HISTORY

PLAYER DEVELOPMENT

OPPONENTS

GENERAL INFORMATION

ALL-TIME ALPHABETICAL ROSTER

	Position	Year(s)	Name	Position	Year(s)	Name	Position	Year(s)
MARLINS STORY	RHP	2007	Julio, Jorge	INF	2013	Morrison, Logan	INF/OF	2010-13
	K			RHP	2013	Morse, Michael	INF	2015
	OF	2012-13	Kearns, Austin	LHP	2002	Mota, Guillermo	RHP	2004-05
	RHP	2019	Keller, Kyle	INF	2002	Mottola, Chad	OF	2001
	INF	2015-16	Kelly, Don	RHP	1995-96, '98-99	Mouton, Lyle	OF	2001
	RHP	2004-09	Kensing, Logan	RHP	2004	Mujica, Edward	RHP	2011-12
	RHP	2007	Kim, Byung-Hyun	RHP	2010-11	Murphy, Donnie	INF	2010-12
	RHP	2018-19	Kinley, Tyler	OF	2013-14	Murphy, Rob	LHP	1995
	RHP	2020	Kintzler, Brandon	RHP	2014	Mutis, Jeff	LHP	1994
	LHP	1993	Klink, Joe	INF	2019	Myers, Dane	OF	2023-
FIELD STAFF	C	1998	Knorr, Randy	INF	2021	Myers, Mike	LHP	1995
	RHP	2001-02	Knotts, Gary	OF	2020-21	N		
	RHP	2004	Koch, Billy	RHP	2006-09	Nance, Tommy	RHP	2022
	RHP	2012-17	Koehler, Tom	RHP	2009-10	Nardi, Andrew	LHP	2022-
	LHP	2009	Koronka, John	C	2000	Narveson, Chris	LHP	2015-16
	INF	2013	Kotchman, Casey	INF	2010-11	Natal, Bob	C	1993-97
	OF	1997-2000	Kotsay, Mark	RHP	2015	Navarro, Brian	C	2020
	L			RHP	1994-96	Neal, Blaine	RHP	2001-03
	RHP	2022	Ladwig, A.J.	C	2013-16	Neidert, Nick	RHP	2020-22
	INF	2010	Lamb, Mike	OF	2012-13	Nelson, Joe	RHP	2008
PLAYERS	RHP	1996, '98	Larkin, Andy	OF	2008-10, '18	Nen, Robb	RHP	1993-97
	RHP	2015	Latos, Mat	RHP	2015	Neu, Mike	LHP	2004
	C	2020	Lavarnway, Ryan	LHP	1993	Nicolino, Justin	LHP	2015-17
	LHP	2015	Lazo, Raudel	INF	2014-15	Noesi, Hector	RHP	2019
	INF	2022	Leblanc, Charles	RHP	2015	Nolasco, Ricky	RHP	2006-13
	LHP	2012-13	LeBlanc, Wade	RHP	2016-17	Nolin, Sean	LHP	2023
	OF	2018	Lee, Braxton	C	1993	Nuñez, Abraham	OF	2002, '04
	INF	2012	Lee, Carlos	INF/OF	2001	Nuñez, Vladimir	RHP	1999-2003
	INF	1998-2003	Lee, Derrek	OF	1996-97	O		
	LHP	2020	Leibrandt, Brandon	INF	2008-09	O'Brien, Peter	INF	2018-19
CLUB HISTORY	LHP	1996-97, 2005	Leiter, Al	RHP	1998-99	O'Grady, Chris	LHP	2017-2018
	C	2021	Leon, Sandy	RHP	2005	O'Halloran, Greg	C/IF	1994
	RHP	2009-10	Leroux, Chris	RHP	1998-99	Obermueller, Wes	RHP	2007
	RHP	2003	Levrault, Allen	RHP	2020	Ogando, Nefi	RHP	2016
	RHP	1993-95	Lewis, Richie	RHP	2010-11	Ohman, Will	LHP	2010
	OF	2007	Linden, Todd	RHP	2005-07	Ojala, Kirt	LHP	1997-99
	RHP	2023	Lindgren, Jeff	RHP	2018	Okert, Steven	LHP	2021-23
	RHP	2007-09	Lindstrom, Matt	LHP	2009-10	Oliver, Darren	LHP	2004
	LHP	2002	Lloyd, Graeme	RHP	2022-	Olivo, Miguel	C	2006-07, '13
	C	2004-05, '08	Lo Duca, Paul	RHP	2000-01	Olmos, Edgar	LHP	2013
PLAYER DEVELOPMENT	LHP	2017	Locke, Jeff	INF/OF	1998-2002	Olsen, Kevin	RHP	2001-03
	INF	2017	Lombardozi, Steve	LHP	2008-10	Olsen, Scott	LHP	2005-08
	RHP	1999-2003	Looper, Braden	OF	2021	Orie, Kevin	INF	1998-99
	RHP	2023	Lopez, Jorge	OF	2008-09	Orsulak, Joe	OF	1996
	INF	2011	Lopez, Jose	RHP	2007-08	Ortega, Rafael	OF	2018
	INF	2000	Lopez, Mendy	RHP	1994, '96-97	Oviedo, Juan Carlos	RHP	2009-11
	RHP	2018-2022	López, Pablo	INF	1996-97	Owens, Eric	OF	2001-02
	INF	1999-2005	Lowell, Mike	RHP	2021	Owens, Henry	RHP	2007-08
	INF	2013-14	Lucas, Ed	RHP	2006-08	Ozuna, Marcell	OF	2013-17
	RHP	1998	Ludwick, Eric	RHP	2005-06	Ozuna, Pablo	INF	2000-02
OPPONENTS	INF	2010	Luna, Hector	LHP	2023	P		
	LHP	2021-	Luzardo, Jesús	INF	2017	Pall, Donn	RHP	1996-98
	C	1993	Lyden, Mitch	LHP	2019-20	Panik, Joe	INF	2021
				LHP	2021	Paulino, Ronny	C	2009-10
	OF	2001	Mabry, John	RHP	2020	Pavano, Carl	RHP	2002-04
	RHP	2021	Madero, Luis	INF	2002-05	Peña, Alejandro	RHP	1995-96
	INF	1993-94	Magadan, Dave	INF	1994-97	Pendleton, Terry	INF	1995-96
	LHP	2000	Mahay, Ron	RHP	2014-16	Penn, Hayden	RHP	2009-10
				LHP				
				LHP				
GENERAL INFORMATION	OF	2001	Mabry, John	RHP	2020	Pavano, Carl	RHP	2002-04
	RHP	2021	Madero, Luis	INF	2002-05	Peña, Alejandro	RHP	1995-96
	INF	1993-94	Magadan, Dave	INF	1994-97	Pendleton, Terry	INF	1995-96
	LHP	2000	Mahay, Ron	RHP	2014-16	Penn, Hayden	RHP	2009-10
				LHP				
				LHP				
				LHP				
				LHP				
				LHP				
				LHP				

ALL-TIME ALPHABETICAL ROSTER

Penny, Brad	RHP	2000-04, '14	Robertson, Nate	LHP	2002, '10	Spooneybarger, Tim	RHP	2003
Pérez, Eury	RHP	2023-	Rodney, Fernando	RHP	2016	Springer, Dennis	RHP	1999
Pérez, Yefri	UTL	2016	Rodriguez, Henry	OF	2000	Stallings, Jacob	C	2022-23
Pérez, Yorkis	LHP	1994-96	Rodriguez, Henry	RHP	2014	Stanek, Ryne	RHP	2019-20
Perisho, Matt	LHP	2004-05	Rodriguez, Ivan	C	2003	Stanifer, Rob	RHP	1997-98
Peters, Dillon	LHP	2017-18	Rodriguez, Rich	LHP	1993	Stanton, Giancarlo	OF	2010-17
Petersen, Bryan	OF	2010-13	Rodriguez, Sean	INF	2020	Steckenrider, Drew	RHP	2017-
Petit, Yusmeiro	RHP	2006	Rogers, Trevor	LHP	2020-	Straily, Dan	RHP	2017-18
Phelps, David	RHP	2015-17	Rojas, Miguel	INF	2015-2022	Strickland, Scott	RHP	2010
Phelps, Tommy	LHP	2003-04	Rolison, Nate	INF	2000	Strong, Joe	RHP	2000-01
Phillips, Zach	LHP	2013	Romo, Sergio	RHP	2019	Sulser, Cole	RHP	2022
Piazza, Mike	C	1998	Rosario, Sandy	RHP	2010-12	Sutton, Larry	INF	2004
Pierre, Juan	OF	2003-05, '13	Roskos, John	INF	1998-99	Suzuki, Ichiro	OF	2015-17
Pinto, Renyel	LHP	2006-10	Ross, Cody	OF	2006-10	T		
Polanco, Placido	INF	2013	Rottino, Vinny	INF/OF	2011	Tankersley, Taylor	LHP	2006-10
Polidor, Gustavo	INF	1993	Rucinski, Drew	RHP	2018	Tarpley, Stephen	LHP	2020
Pop, Zach	RHP	2021-22	Ruffin, Johnny	RHP	2001	Tavarez, Jesús	OF	1994-96
Pose, Scott	OF	1993	Ruggiano, Justin	OF	2012-13	Tavarez, Julian	RHP	2002
Poteet, Cody	RHP	2021-2022	S			Taylor, Graham	LHP	2009
Powell, Jay	RHP	1995-98	Saltalamacchia, Jarrod	C	2014-15	Tazawa, Junichi	RHP	2017-18
Prado, Martín	INF	2015-19	Sanabia, Alex	RHP	2010-13	Tejera, Michael	LHP	1999, 2002-04
Pruitt, Austin	RHP	2021	Sanches, Brian	RHP	2009-11	Telis, Tomás	C	2015-2018
Puello, Cesar	OF	2019	Sánchez, Anibal	RHP	2006-12	Teut, Nate	LHP	2002
Puk, A.J.	LHP	2023-	Sánchez, Gaby	INF	2008-12	Thompson, Ryan	OF	2001
Q			Sánchez, Jesús	LHP	1998-2001	Thompson, Zach	RHP	2021
Qualls, Chad	RHP	2013	Sánchez, Jesús	OF	2020-	Thurston, Joe	OF	2011
Quantrill, Paul	RHP	2005	Sánchez, Sixto	RHP	2020-	Tingley, Ron	C	1994
Quijada, Jose	LHP	2019	Santiago, Benito	C	1993-94	Tinoco, Jesus	RHP	2020
Quezada, Johan	RHP	2020, '23	Saunders, Tony	LHP	1997	Tracy, Chad	INF	2010
R			Scheid, Rich	LHP	1994-95	Treanor, Matt	C	2004-08
Rabelo, Mike	C	2008-09	Scott, Tanner	LHP	2022-	Tucker, Ryan	RHP	2008
Raines, Tim	OF	2002	Scruggs, Xavier	INF	2016	Turner, Jacob	RHP	2012-14, '18
Ramírez, Erasmo	LHP	2007	Seanez, Rudy	RHP	2004	Turner, Matt	RHP	1993
Ramírez, Hanley	INF	2006-12	Seddon, Chris	LHP	2007	U		
Ramírez, Harold	OF	2019-20	Segura, Jean	INF	2023	Uggla, Dan	INF	2006-10
Ramírez, Julio	OF	1999	Shafer, Justin	RHP	2020	Urbina, Ugueth	RHP	2003
Ramos, AJ	RHP	2012-17	Sharp, Sterling	RHP	2020	Ureña, José	RHP	2015-20
Rapp, Pat	RHP	1993-97	Sheffield, Gary	INF/OF	1993-98	V		
Rauch, Jon	RHP	2013	Shuck, JB	OF	2018	Valaika, Chris	INF	2013
Rea, Colin	RHP	2016	Siddall, Joe	C	1996	Valdes, Marc	RHP	1995-96
Realmuto, J.T.	C	2014-2018	Sierra, Magneuris	OF	2018-21	Valdespin, Jordany	INF/OF	2014-15
Redman, Mark	LHP	2003	Sinkbeil, Brett	RHP	2010	Valdez, Ismael	RHP	2004-05
Redmond, Mike	C	1998-2004	Skipworth, Kyle	C	2013	VandenHurk, Rick	RHP	2007-10
Reed, Chris	LHP	2015	Slowey, Kevin	RHP	2013-14	Vargas, Jason	LHP	2005-06
Reed, Eric	OF	2006-07	Small, Aaron	RHP	1995, 2004	Vázquez, Javier	RHP	2011
Rentería, Edgar	INF	1996-98	Smeltzer, Devin	LHP	2023	Velazquez, Gil	INF	2012-13
Rentería, Rich	INF	1993-94	Smith, Caleb	LHP	2018-2020	Venditte, Pat	SHP	2020
Resop, Chris	RHP	2005-06	Smith, Chuck	RHP	2000-01	Veras, Jose	RHP	2010
Reyes, Jo-Jo	LHP	2016	Smith, Josh A.	RHP	2020	Veras, Quilvio	INF	1995-96
Reyes, Jose	INF	2012	Smith, Josh D.	LHP	2019-20	Veras, Randy	RHP	1995
Rhodes, Arthur	LHP	2008	Smith, Mark	OF	2000	Vesia, Alex	LHP	2020
Richards, Trevor	RHP	2018-19	Smith, Travis	RHP	2005	Villanueva, Elih	RHP	2011
Riddle, JT	INF	2017-19	Solano, Donovan	INF	2012-15	Villar, Jonathan	INF/OF	2020
Riedling, John	RHP	2005	Solano, Jhonatan	C	2015	Villone, Ron	LHP	2005
Rienzo, Andre	RHP	2015	Soler, Jorge	OF	2022-23	Vincent, Nick	RHP	2020
Rivera, Mike	C	2010	Soriano, George	RHP	2023-	Volquez, Edinson	RHP	2017
Rivera, Yadiel	INF	2018	Sosa, Jorge	RHP	2010	Volstad, Chris	RHP	2008-11
Robertson, David	RHP	2023	Speier, Justin	RHP	1998	Vosberg, Ed	LHP	1997

MARLINS STORY

FIELD STAFF

PLAYERS

CLUB HISTORY

PLAYER DEVELOPMENT

OPPONENTS

GENERAL INFORMATION

ALL-TIME ALPHABETICAL ROSTER

W		Williams, Gerald	OF	2003	Y		
Waechter, Doug	RHP	2008	Williams, Luke	INF/OF	2022	Yacabonis, Jimmy	RHP 2022
Walker, Neil	INF	2019	Williams, Taylor	RHP	2021	Yamamoto, Jordan	RHP 2019-20
Wallach, Chad	C	2018-21	Willingham, Josh	OF	2004-08	Yelich, Christian	OF 2013-17
Wayne, Justin	RHP	2002-04	Willis, Dontrelle	LHP	2003-07	Z	
Weathers, Dave	RHP	1993-96, 2004	Wilson, Josh	INF	2005	Zabala, Aneurys	RHP 2022
Webb, Ryan	RHP	2011-13	Wilson, Nigel	OF	1993	Zambrano, Carlos	RHP 2012
Wehner, John	INF/OF	1997-98	Wilson, Preston	OF	1998-2002	Zarate, Mauro	RHP 2007
Weiss, Walt	INF	1993	Wise, Dewayne	OF	2011	Zaun, Gregg	C 1996-98
Wellemeyer, Todd	RHP	2006	Witt, Bobby	RHP	1995	Zeile, Todd	INF 1998
Weathers, Ryan	LHP	2023-	Wittgren, Nick	RHP	2016-2018	Zosky, Eddie	INF 1995
Wendle, Joey	INF	2022-23	Wolf, Randy	RHP	2014	Ziegler, Brad	RHP 2017-18
West, Sean	LHP	2009-10	Wolf, Ross	RHP	2007		
Whisenant, Matt	LHP	1997	Wood, Jason	INF	2006-08		
White, Devon	OF	1996-97	Wood, Tim	RHP	2009-10		
Whitmore, Darrell	OF	1993-95	Worley, Vance	RHP	2017		

MARLINS STORY

FIELD STAFF

PLAYERS

CLUB HISTORY

PLAYER DEVELOPMENT

OPPONENTS

GENERAL INFORMATION

SOUTH FLORIDA BBWAA AWARD WINNERS

YEAR	Team MVP	Rookie of the Year	Charlie Hough "Good Guy" Award	Most Improved	Jeff Conine Award for Heart & Professionalism
1993	Bryan Harvey	None	None	None	---
1994	Jeff Conine	None	None	None	---
1995	Jeff Conine	Charles Johnson	Charlie Hough	Pat Rapp	---
1996	Gary Sheffield	Edgar Rentería	Rene Lachemann	Robb Nen	---
1997	Moises Alou	Liván Hernández	Bobby Bonilla	Charles Johnson	---
1998	Cliff Floyd	Mark Kotsay	Rich Donnelly	Matt Mantei	---
1999	Luis Castillo	Preston Wilson	Mike Redmond	Antonio Alfonseca	---
2000	Preston Wilson	Chuck Smith	Mike Lowell	Derrek Lee	---
2001	Cliff Floyd	Josh Beckett	Kevin Millar	Kevin Millar	---
2002	Luis Castillo	Michael Tejera	Andy Fox	A.J. Burnett	---
2003	Juan Pierre	Dontrelle Willis	Braden Looper	Carl Pavano	---
2004	Miguel Cabrera	None	Juan Pierre	Carl Pavano	---
2005	Dontrelle Willis	Jason Vargas	Carlos Delgado	Todd Jones	---
2006	Miguel Cabrera	Hanley Ramírez	Dontrelle Willis	Joe Borowski	---
2007	Hanley Ramírez	Matt Lindstrom	Matt Treanor	Kevin Gregg	---
2008	Hanley Ramírez	Chris Volstad	Luis Gonzalez	---	Alfredo Amézaga
2009	Hanley Ramírez	Chris Coghlan	Cody Ross	---	Wes Helms
2010	Dan Uggla	Gaby Sánchez	Bill Beck	---	Clay Hensley
2011	Giancarlo Stanton	Steve Cishek	John Buck	---	Emilio Bonifacio
2012	Giancarlo Stanton	Donovan Solano	Jose Reyes	---	Justin Ruggiano
2013	José Fernández	José Fernández	Steve Cishek	---	Jeff Mathis
2014	Giancarlo Stanton	Sam Dyson	Mike Dunn	---	Casey McGehee
2015	Dee Gordon	J.T. Realmuto	Tom Koehler	---	Adeiny Hechavarria
2016	Christian Yelich	Kyle Barraclough	Martin Prado	---	Ichiro Suzuki
2017	Giancarlo Stanton	Jarlin García	Miguel Rojas	---	J.T. Realmuto
2018	J.T. Realmuto	Brian Anderson	Lewis Brinson	---	Miguel Rojas
2019	Brian Anderson	Sandy Alcantara	Miguel Rojas	---	Neil Walker
2020	Jesus Aguilar	Sixto Sanchez	Pablo Lopez	---	---
2021	Sandy Alcantara/ Jesus Aguilar	Trevor Rogers	Jazz Chisholm Jr.	---	Miguel Rojas
2022	Sandy Alcantara	Edward Cabrera	Pablo López	---	Jon Berti
2023	Luis Arraez	Eury Pérez	Jesús Luzardo	---	Jon Berti

MARLINS STORY

FIELD STAFF

PLAYERS

CLUB HISTORY

ALL-TIME MARLINS AWARD WINNERS

WORLD SERIES MVP

1997 Liván Hernández (SP)
2003 Josh Beckett (SP)

NLCS MVP

1997 Liván Hernández (SP)
2003 Iván Rodríguez (C)

BBWAA NL CY YOUNG

2022 Sandy Alcantara

BBWAA NL MOST VALUABLE PLAYER

2017 Giancarlo Stanton

BBWAA NL ROOKIE OF THE YEAR

2003 Dontrelle Willis
2006 Hanley Ramírez

2009 Chris Coghlan

2013 José Fernández

BBWAA MANAGER OF THE YEAR

2003 Jack McKeon

2006 Joe Girardi

2020 Don Mattingly

2023 Skip Schumaker

SPORTING NEWS MANAGER OF THE YEAR

2008 Fredi González

2020 Don Mattingly

NATIONAL LEAGUE ALL-STAR

1993 Bryan Harvey (RP)
Gary Sheffield (3B Starter)

1994 Jeff Conine (OF)

1995 Jeff Conine (OF)

1996 Kevin Brown (SP)
Al Leiter (SP)

Gary Sheffield (OF)

1997 Moises Alou (OF)

Kevin Brown (SP)

Charles Johnson (C)

1998 Edgar Rentería (SS)

1999 Álex González (SS)

2000 Ryan Dempster (SP)

2001 Cliff Floyd (OF)

Charles Johnson (C)

2002 Luis Castillo (2B)

Mike Lowell (3B)

2003 Luis Castillo (2B)

Mike Lowell (3B)

Dontrelle Willis (SP)

2004 Carl Pavano (SP)

Armando Benítez (RP)
Mike Lowell (3B)

Miguel Cabrera (OF)

2005 Luis Castillo (2B)

Paul Lo Duca (C)

Dontrelle Willis (SP)

Miguel Cabrera (OF)

2006 Miguel Cabrera (3B)

Dan Uggla (2B)

2007 Miguel Cabrera (3B)

2008 Hanley Ramírez (SS Starter)

Dan Uggla (2B)

2009 Hanley Ramírez (SS Starter)

Josh Johnson (SP)

2010 Hanley Ramírez (SS Starter)

Josh Johnson (SP)

PLAYER DEVELOPMENT

OPPONENTS

GENERAL INFORMATION

ALL-TIME PLAYER AWARDS

MARLINS STORY

2011 Gaby Sánchez (1B)
 2012 Giancarlo Stanton (OF)
 2013 José Fernández (SP)
 2014 Henderson Álvarez (SP)
 Giancarlo Stanton (OF*)
 2015 Dee Gordon (2B Starter)
 Giancarlo Stanton (OF Starter)
 2016 José Fernández (SP)
 Marcell Ozuna (OF Starter)
 A.J. Ramos (RP)
 Fernando Rodney (RP)
 2017 Marcell Ozuna (OF Starter)
 Giancarlo Stanton (OF, DH

FIELD STAFF

start)
 2018 J.T. Realmuto (C)
 2019 Sandy Alcantara
 2021 Trevor Rogers
 2022 Jazz Chisholm Jr. (2B starter)
 Garrett Cooper (DH)
 Sandy Alcantara (SP)
 2023 Luis Arraez (2B starter)
 Jorge Soler (DH)

PLAYERS

ALL-STAR GAME MVP
 1995 Jeff Conine (OF)

RAWLINGS GOLD GLOVE

1995 Charles Johnson (C)
 1996 Charles Johnson (C)
 1997 Charles Johnson (C)
 2003 Derrek Lee (1B)
 Luis Castillo (2B)
 2004 Luis Castillo (2B)
 2005 Luis Castillo (2B)
 Mike Lowell (3B)
 2012 Mark Buehrle (P)
 2014 Christian Yelich (LF)
 2015 Dee Gordon (2B)
 2017 Marcell Ozuna (LF)

CLUB HISTORY

SILVER SLUGGER AWARD

1996 Gary Sheffield (OF)
 2003 Mike Lowell (3B)
 2005 Miguel Cabrera (OF)
 2006 Miguel Cabrera (3B)
 2008 Hanley Ramírez (SS)
 2009 Hanley Ramírez (SS)
 2010 Dan Uggla (2B)
 2014 Giancarlo Stanton (RF)
 2015 Dee Gordon (2B)
 2016 Christian Yelich (LF)
 2017 Marcell Ozuna (LF)
 2017 Giancarlo Stanton (RF)
 2018 J.T. Realmuto (C)
 2023 Luis Arraez (2B)

PLAYER DEVELOPMENT

OPPONENTS

PLAYER'S CHOICE AWARDS

1999 Alex Fernández
 Comeback Player of the Year
 Preston Wilson
 Rookie of the Year
 2006 Dan Uggla
 Rookie of the Year
 2013 José Fernández
 Rookie of the Year

2014 Giancarlo Stanton
 NL Outstanding POY
 Casey McGehee
 NL Comeback Player of the Year
 2016 José Fernández
 Comeback Player of the Year
 2017 Giancarlo Stanton
 NL Outstanding POY
 2022 Sandy Alcantara
 NL Outstanding Pitcher

NL HANK AARON AWARD

2014 Giancarlo Stanton
 2017 Giancarlo Stanton

BASEBALL DIGEST PITCHER OF THE YEAR

2022 Sandy Alcantara

BASEBALL DIGEST ALL-ROOKIE TEAM

1993 Chuck Carr (OF)
 Jeff Conine (OF)
 1995 Charles Johnson (C)
 1996 Luis Castillo (2B)
 1997 Liván Hernández (SP)
 1998 Mark Kotsay (OF)
 1999 Álex González (SS)
 Preston Wilson (OF)
 2003 Dontrelle Willis (SP)

WARREN SPAHN AWARD

2005 Dontrelle Willis

LOU BROCK AWARD

1993 Chuck Carr (OF)
 1995 Quilvio Veras (2B)
 2000 Luis Castillo (2B)
 2002 Luis Castillo (2B)
 2003 Juan Pierre (OF)
 2015 Dee Gordon (2B)
 2017 Dee Gordon (2B)
 2022 Jon Berti (2B/3B/LF)

NL FIREMAN OF THE YEAR

2000 Antonio Alfonseca

ROLAIDS RELIEF MAN OF THE MONTH

1996 Robb Nen (May)
 1996 Robb Nen (August)
 1997 Robb Nen (June)
 2000 Antonio Alfonseca (June)

NL ROLAIDS RELIEF MAN AWARD

2000 Antonio Alfonseca

DHL DELIVERY MAN OF THE MONTH

2005 Todd Jones (August)

NL PLAYER OF THE MONTH

1995 Jeff Conine (June)
 2008 Hanley Ramírez (June)
 2011 Emilio Bonifacio (July)

2012 Giancarlo Stanton (May)
 2015 Giancarlo Stanton (June)
 2017 Giancarlo Stanton (August)

NL PITCHER OF THE MONTH

1993 Chris Hammond (June)
 1996 Kevin Brown (August)
 2003 Dontrelle Willis (June)
 2004 Carl Pavano (June)
 2005 Dontrelle Willis (April)
 2010 Josh Johnson (June)
 2011 Josh Johnson (April)
 2011 Javier Vázquez (September)
 2014 José Fernández (April)
 2022 Pablo López (April)
 Sandy Alcantara (June)

NL RELIEVER OF THE MONTH

2018 Kyle Barraclough (June)
 2023 Tanner Scott (September)

NL ROOKIE OF THE MONTH

2003 Dontrelle Willis (June)
 2003 Miguel Cabrera (July)
 2003 Miguel Cabrera (September)
 2006 Josh Johnson (May)
 2006 Josh Johnson (June)
 2006 Dan Uggla (June)
 2006 Anibal Sánchez (September)
 2009 Chris Coghlan (August)
 2010 Gaby Sánchez (June)
 2013 José Fernández (July)
 2013 José Fernández (August)
 2015 Justin Bour (September)
 2021 Trevor Rogers (April)
 2021 Trevor Rogers (May)

NL PLAYER OF THE WEEK

1993 Junior Félix (April 19)
 1994 Gary Sheffield (April 25)
 1995 Gary Sheffield (September 18)
 1996 Al Leiter (May 6)
 Gary Sheffield (August 5)
 1997 Kevin Brown (June 9)
 1998 Edgar Rentería (June 8)
 2000 Mike Lowell (August 28)
 Cliff Floyd (September 25)
 2001 A.J. Burnett (May 7)
 Ryan Dempster (July 2)
 Kevin Millar (July 9)
 Cliff Floyd (July 16)
 2002 Luis Castillo (June 17)
 A.J. Burnett (August 12)
 Mike Lowell (September 23)
 2003 Dontrelle Willis (June 16)
 Mark Redman (June 30)
 Ugueth Urbina (September 22)
 2005 A.J. Burnett (April 11)
 Miguel Cabrera (July 18)
 2006 Miguel Cabrera (August 21)
 Anibal Sánchez (September 11)
 2007 Miguel Cabrera (April 1)
 Miguel Cabrera (June 4)
 Hanley Ramírez (July 2)
 2008 Ricky Nolasco (June 16)

2009 Hanley Ramírez (June 22)
 Jorge Cantú (May 3)
 Josh Johnson (April 5)
 2010 Giancarlo Stanton (August 9)
 2011 Gaby Sánchez (May 2)
 2012 Giancarlo Stanton (August 28)
 Ricky Nolasco (September 10)
 2013 Steve Cishek (August 5)
 José Fernández (August 5)
 José Fernández (August 26)
 Henderson Álvarez (September 30)
 2014 José Fernández (April 7)
 Steve Cishek (July 28)
 2015 Adeiny Hechavarria (April 26)
 Giancarlo Stanton (June 14)
 2016 José Fernández (May 15)
 Giancarlo Stanton (July 10)
 Ichiro Suzuki (August 7)
 2017 J.T. Realmuto (April 10)
 Marcell Ozuna (April 17)
 Edinson Volquez (June 5)
 Giancarlo Stanton (August 14)
 Giancarlo Stanton (August 28)
 Marcell Ozuna (September 25)
 Giancarlo Stanton (Sept. 25)

ALL-TIME TRADES BY TEAM

TEAM (TOTAL TRADES W/MARLINS)	LAST TRADE
Arizona (10)	7/31/20- RHP Zach Pop for Player to be Named Later
Atlanta (9)	7/30/21 - C Alex Jackson for OF Adam Duvall
Baltimore (9)	2/14/24 - OF Peyton Burdick for cash considerations
Boston (9)	1/30/23 - RHP Matt Barnes and cash considerations for LHP Richard Bleier
Chicago Cubs (15)	7/31/15-RHP Ivan Pinedyro & INF Elliot Soto for RHP Dan Haren
Chicago White Sox (7)	3/27/19 - INF Eddy Alvarez for cash considerations
Cincinnati (12)	3/17/18-INF Eric Jagielo for cash considerations
Cleveland (6)	12/10/23 - C Christian Bethancourt for cash considerations
Colorado (8)	8/6/11-INF/OF Alfredo Amézaga for INF Jesús Merchan
Detroit (9)	6/8/23 - INF Joe Rizzo for future considerations
Houston (9)	7/28/21 - OF Bryan De La Cruz and RHP Austin Pruitt for RHP Yimi Garcia
Kansas City (9)	11/28/14-RHP Aaron Crow for LHP Brian Flynn & RHP Reid Redman
Los Angeles Angels (6)	3/29/21- Cash considerations for RHP James Hoyt
Los Angeles Dodgers (2)	2/12/20- SS Jacob Amaya for SS Miguel Rojas
Milwaukee (7)	7/30/21 - C Payton Henry for RHP John Curtiss
Minnesota (9)	2/11/24 - OF Nick Gordon for LHP Steven Okert
New York Mets (14)	7/28/23 - RHP David Robertson for C Ronald Hernandez and INF Marco Vargas
New York Yankees (7)	1/15/20 - LHP Stephen Tarpley for INF James Nelson and cash considerations
Oakland (9)	2/7/24 - INF Jonah Bride for cash considerations
Philadelphia (5)	2/7/19 - C Jorge Alfaro, RHP Sixto Sanchez, LHP Will Stewart, and future considerations for C J.T. Realmuto
Pittsburgh (11)	12/20/24 - RHP Roddery Muñoz for cash considerations
San Diego (18)	8/1/23 - LHP Ryan Weathers for INF Garrett Cooper and RHP Sean Reynolds, and cash considerations
Seattle (9)	2/12/24- RHP Darren McCaughan for cash considerations
San Francisco (8)	5/26/22- INF/OF Luke Williams for INF Hayden Contrelle
St. Louis (6)	1/14/20 - OF Diowill Burgos for OF Austin Dean
Tampa Bay (10)	11/17/23- 2B Vidal Bruján and RHP Calvin Faucher for SS Erick Lara, RHP Andrew Lindsey and OF Jake Mangum
Texas (10)	7/31/15-LHP Cody Ege & C Tomas Telis for RHP Sam Dyson
Toronto (8)	8/2/22- INF Jordan Groshans for RHP Anthony Bass and RHP Zach Pop
Washington/Montreal (7)	7/1/09 - INF Nick Johnson for LHP Aaron Thompson

*Through March 2024

RULE 5 DRAFT

YEAR	PLAYER(S) SELECTED (FROM)	PHASE	PLAYER(S) LOST (TO)	PHASE
1992	RHP Stan Spencer (Montreal)#	MLB	C Jim McNamara (San Francisco)*	MLB
	LHP Mike Myers (San Francisco)*	MLB		
	OF Scott Pose (Cincinnati)*	MLB		
1993	RHP Steve Long (New York-NL)*	MLB	RHP Ryan Whitman (San Diego)	AAA
	RHP Antonio Alfonseca (Montreal)	AAA	3B Bryn Kosco (Colorado)	AAA
	LHP Mark Yockey (San Francisco)	AAA		
	RHP Don Perigny (Chicago-AL)	AAA		
	RHP Tom Paskievitch (San Diego)	AA		
1994	RHP Matt Mantei (Seattle)*	MLB		
	LHP Matt Dunbar (New York-AL)*	MLB		
	RHP Adrian Hollinger (San Diego)	AAA		
1995	LHP Keith Garagozzo (New York-AL)	AAA		
1996	LHP Hector Mercado (Houston)	AAA	RHP Will Cunnane (San Diego)*	MLB
	RHP Joe Jacobsen (Los Angeles-NL)	AAA		
	RHP Brock Steinke (Houston)	AAA		
	C Ramsey Koevers (Montreal)	AA		
1997	LHP David Pyc (Los Angeles-NL)	AAA	LHP Hector Mercado (Philadelphia)*	MLB
			RHP Martin Sánchez (Arizona)*	MLB
			OF Roosevelt Brown (Chicago-NL)	AAA
			OF Scott Podsednik (Texas)	AAA
			RHP Nigel Alejo (Milwaukee)	AAA
			3B Tony Darden (New York-NL)	AAA
			LHP Chad Miles (Detroit)	AAA
1998	LHP Alberto Blanco (Houston) #	MLB	RHP Eric Ludwick (Detroit)*	MLB
	INF Benji Gil (Chicago-AL)	AAA	RHP Tim McClaskey (Seattle)	AAA
			LHP Scott DeWitt (Colorado)	AAA
			INF Ismael Reynoso (San Francisco)	AAA
1999	LHP Johan Santana (Houston)*	MLB	LHP Gabe Gonzalez (Montreal)	AAA
	Wynter Phoenix (Los Angeles-NL)	AAA	RHP Aaron Cames (Los Angeles-NL)	AAA
2000			INF Joe Funaro (Seattle)	AAA

RULE 5 DRAFT

MARLINS STORY

FIELD STAFF

PLAYERS

CLUB HISTORY

PLAYER DEVELOPMENT

OPPONENTS

GENERAL INFORMATION

2001	LHP Jason Pruitt (Baltimore)	AA	INF Luis Ugueto (Pittsburgh) # C Dominic Woody (Seattle)	MLB AAA
2002	LHP Frank Gracesqui (Toronto) LHP Eric Reynolds (New York-AL) RHP Daniel Griffin (Montreal)	AAA AAA AA	RHP Elvis DeJesus (Boston) RHP Marc Sauer (Oakland) INF Marco Yenez (Montreal)	AAA AAA AAA
2003	INF Chris Bass (Pittsburgh) RHP Peter Bauer (Toronto) OF Adam Bonner (Tampa Bay) INF James Goelz (Boston) INF Mike Krqa (Tampa Bay)	AAA AAA AAA AA AA	RHP Jason Grilli (Chicago-AL)* LHP Chris Key (Seattle)	MLB AAA
2004	RHP Rodrigo Rosario (Houston) RHP Josh Teekel (St. Louis) LHP Luke Lockwood (Washington) OF Alejandro De Aza (Los Angeles-NL)	AAA AAA AAA AAA	RHP Victor Prieto (Washington) RHP Ryan Warpinski (Chicago-AL) OF Travis Ezi (Chicago-NL) INF Matt Demarco (St. Louis) OF Jim Kavourias (Washington)	AAA AAA AAA AAA AA
2005	INF Dan Uggla (Arizona)* LHP Michael Megrew (Los Angeles-NL) # INF Agustin Septimo (Milwaukee) INF Jose Ronda (Cincinnati) RHP Jarrod Farrell (Tampa Bay) RHP Christopher Young (Pittsburgh)	MLB MLB AAA AAA AAA AAA		
2006	INF Josh Labandeira (Washington) RHP Cristhian Martinez (Detroit) OF Lorenzo Scott Jr. (Baltimore)	AAA AAA AAA	RHP Kevin Cave (Pittsburgh)	AA
2007	RHP Carlos Guevara (Cincinnati)* INF Smelin Perez (Pittsburgh) OF Daron Roberts (Chicago-AL) RHP Kenny Fernández (Philadelphia) RHP Adalberto Mendez (Chicago-NL)	MLB AAA AAA AA AA		
2008	LHP Zachary Kroenke (New York-AL) # RHP Ryan Klosterman (Toronto) RHP Brett Harker (Philadelphia) RHP Ronald Hill (Philadelphia)	MLB AAA AAA AAA	LHP Matt Yourkin (San Francisco)	AAA
2009	LHP Anillins Martinez (Cleveland)	AAA	OF John Raynor (Pittsburgh)	AAA
YEAR	PLAYER(S) SELECTED (FROM)	PHASE	PLAYER(S) LOST (TO)	PHASE
2009			C Andy Jenkins (Texas)	AA
2010	INF Jaime Ortiz (Los Angeles-NL) RHP Brent Allar (Baltimore)	AAA AA		
2011	OF Donnie Webb (Cleveland)	AA		
2012	LHP Braulio Lara (Tampa Bay) # OF Alfredo Silverio (Los Angeles-NL)*	MLB MLB		
2013	INF Justin Bour (Chicago-NL) OF Brady Shoemaker (Chicago-AL) INF Tony Thompson (Oakland) RHP Kelvin Castro (New York-AL)	AAA AAA AAA AA	OF Kevin Mattison (Milwaukee)	AAA
2014	LHP Andrew McKirahan (Chicago-NL) # LHP Matthew Tomshaw (Minnesota) INF Harold Riggins (Cincinnati) LHP Alexander Burgos (Detroit)	MLB AAA AAA AAA	INF Mark Canha (Colorado)* RHP Ramon Del Orbe (San Francisco) RHP Jheyson Manzueta (Detroit) INF Hiram Martinez (Texas)	MLB AAA AAA AAA
2015	RHP Patrick Johnson (Pittsburgh) C Maxx Tissenbaum (Tampa Bay) RHP Juan Caballero (St. Louis)	AAA AAA AA	RHP Enderson Franco (Atlanta) INF Zack Cox (Washington) RHP Felipe Gonzalez (Los Angeles-NL) LHP Chipper Smith (Baltimore) INF Viosergy Rosa (Oakland) RHP DJ Johnson (Los Angeles-AL) LHP Alexander Burgos (Los Angeles-NL)	AAA AAA AAA AAA AAA AAA AAA
2016	OF Cal Tovey (Los Angeles-AL) LHP Nick Maronde (Cleveland) INF Alex Yarbough (Los Angeles-AL)	AAA AAA AAA	RHP Jose Adames (Cincinnati) RHP Sean Donatello (Detroit) RHP Matt Ramsey (Milwaukee)	AAA AAA AAA
2017	RHP Elieser Hernandez (Houston)* RHP Brett Graves (Oakland)* C B.J. Lopez (Arizona) C Sharif Othman (New York-AL)	MLB MLB AAA AAA	RHP Tyler Kinley (Minnesota) # LHP Carlos Diaz (Oakland) #	MLB

RULE 5 DRAFT

	INF Will Allen (Detroit)	AAA		
	RHP Brandon Barker (Baltimore)	AAA		
2018	RHP Riley Ferrell (Houston) #	MLB	OF Braxton Lee (New York-NL) *	AAA
2019	RHP Sterling Sharp (Washington) #	MLB	OF Jhonny Santos (Seattle)	AAA
	C Julian Leon (Los Angeles-AL)	AAA		
2020	RHP Paul Campbell (Tampa Bay) *	MLB		
	RHP Zach Pop *(Baltimore - Selected by Arizona and traded)	MLB		
	LHP Jake Fishman (Toronto)	AAA		
2021	INF Charles Leblanc (Texas)	AAA	RHP Tanner Andrews (Atlanta)	AAA
	LHP Robert Garcia (Kansas City)	AAA		
	INF Cobie Vance (Oakland)	AAA		
	RHP Lubarbert Arias (San Diego)	AAA		
	INF Carlos Santiago (Los Angeles-NL)	AAA		
2022	RHP Nic Enright (Cleveland) #	MLB		
	INF Dane Myers (Detroit)	AAA		
	RHP Austin Roberts (Pittsburgh)	AAA		
	RHP Christian Charle (Pittsburgh)	AAA		
2023	OF Marty Costes (Houston)	AAA	INF Nasim Nuñez (Washington)	AA
	1B Sean Roby (San Francisco)	AA		
	LHP Adam Laskey (Chicago-NL)	A		
	1B Yeral Martinez (New York-NL)	A		
	RHP Julio Dilone (Seattle)	A		

*- Denotes retained after year
 #- Denotes returned to original team

MARLINS STORY

FIELD STAFF

PLAYERS

CLUB HISTORY

PLAYER DEVELOPMENT

OPPONENTS

GENERAL INFORMATION

BIRTH OF THE FRANCHISE

MARLINS STORY

AUGUST 8, 1985 - Major League Baseball's new basic agreement permits the National League to expand by two teams to match the American League's 14.

OCTOBER 31, 1987 - U.S. Senators from eight states, including Florida, announce they have formed a congressional task force to investigate baseball expansion.

JUNE 15, 1989 - Baseball says it will announce a timetable for NL expansion within 90 days of the completion of a new basic agreement between the players and owners.

MARCH 7, 1990 - H. Wayne Huizenga announces he has purchased half of Joe Robbie Stadium and 15 percent of the Miami Dolphins for an estimated \$30 million. Huizenga states his intention to aggressively pursue an expansion franchise.

SEPTEMBER 13, 1990 - Dade County Commission repeals an ordinance that had limited Joe Robbie Stadium to 18 events a year.

SEPTEMBER 18, 1990 - The National League Expansion Committee hears presentations from all three South Florida groups and one from the Miami Beacon Council.

DECEMBER 18, 1990 - The NL unveils a list of six possible sites. South Florida is included, along with Tampa-St. Petersburg, Orlando, Denver, Buffalo and Washington, D.C. From the South Florida interests, Huizenga's group is chosen.

JANUARY 26, 1991 - Renovations begin to transform Joe Robbie Stadium into a baseball stadium.

FEBRUARY 25, 1991 - The National League Expansion Committee tours Joe Robbie Stadium.

MARCH 30-31, 1991 - Joe Robbie Stadium hosts two exhibition games between the New York Yankees and the Baltimore Orioles, which draw 125,013 fans. This includes a Spring Training record 67,654 sellout on the first night.

JUNE 10, 1991 - Baseball Commissioner Fay Vincent announces Denver and South Florida as the two areas chosen by the expansion committee.

JUNE 12-13, 1991 - Major League owners meet in Santa Monica, Calif., and an ownership committee unanimously approves the two ownership groups. National League owners informally ratify Denver and South Florida.

JULY 5, 1991 - Owners unanimously approve the Florida Marlins and the Colorado Rockies as baseball's two newest franchises.

JULY 8, 1991 - Carl Barger, President of the Pittsburgh Pirates since 1987, is hired as the Marlins first President.

JULY 18, 1991 - Marlins unveil their new team logo before approximately 1,700 guests at Turnberry Isle & Country Club.

SEPTEMBER 18, 1991 - Dave Dombrowski, Montreal Expos General Manager, is named Executive Vice President and General Manager of the Marlins.

NOVEMBER 7, 1991 - Fredi Gonzalez is hired as the Marlins first Minor League manager.

DECEMBER 10, 1991 - Marlins obtain an agreement to join the Gulf Coast League's Central Division beginning in June of 1992. Carlos Tosca will manage the team.

DECEMBER 11, 1991 - Marlins sign a one-year agreement with the Erie (PA) Sailors of the New York-Penn League for 1992. The Short-Season team will begin play in June of 1992 with a 78-game schedule. Fredi Gonzalez is named to manage the club.

DECEMBER 16, 1991 - Clemente Nuñez, a 16-year-old right-handed pitcher from the Dominican Republic, is signed to a Minor League contract by scout Edmundo Borrrome. The Marlins' first player is assigned to the Gulf Coast rookie league.

FEBRUARY 28, 1992 - Marlins hold first-ever tryout camp at Bucky Dent Baseball School in Delray Beach and sign Ryan Whitman, a 20-year-old right-handed pitcher from Palm Beach Gardens, to a Minor League contract. More than 600 baseball hopefuls participate in the camp.

FIELD STAFF

PLAYERS

CLUB HISTORY

PLAYER DEVELOPMENT

OPPONENTS

GENERAL INFORMATION

MARCH 12, 1992 - Marlins kick off season ticket campaign, with tickets going on sale March 23.

MAY 2, 1992 - LHP Mark Stephens becomes the first player under contract with the Marlins to appear in a professional game. Stephens' contract is optioned to the Salinas Spurs of the California League.

MAY 18, 1992 - WQAM (560 AM) signs a four-year contract to become the official radio voice of the Florida Marlins.

JUNE 1, 1992 - Marlins select catcher Charles Johnson of the University of Miami with their first-ever, first-round draft pick in the June amateur draft.

JUNE 15, 1992 - Erie Sailors play the Marlins' first-ever Minor League game, losing 6-5 to the Jamestown Expos in 13 innings. John Lynch throws the first pitch, Brad Clem takes the first at-bat and later collects the first hit, and Lou Lucca drives in Scott Samuels with the first run in Marlins' organizational history.

JULY 28, 1992 - The rookie league Gulf Coast Marlins win their 14th game in a row, the longest streak by any Minor League club during the 1992 season.

AUGUST 20, 1992 - WCMQ (1210 AM) signs a two-year contract to become the official Spanish radio voice of the Florida Marlins.

SEPTEMBER 3, 1992 - Erie qualifies for the New York-Penn League playoffs as the wild card entry. They beat the Hamilton Redbirds, 5-2, in a one-game playoff and move into the finals where they are swept by the Geneva Cubs, 6-3 and 7-4.

OCTOBER 19, 1992 - Marlins sign a two-year agreement with the Edmonton Trappers of the Pacific Coast League (Triple-A).

OCTOBER 21, 1992 - Marlins sign their first Triple-A player in right-handed pitcher Matt Turner. He is assigned to Edmonton and invited to 1993 Spring Training.

OCTOBER 23, 1992 - Marlins announce Rene Lachemann as their first manager. Lachemann, who signed a three-year deal, names his older brother Marcel as his pitching coach.

NOVEMBER 17, 1992 - Marlins make OF Nigel Wilson their first pick in the Expansion Draft and select 35 additional players, including Jeff Conine and Pat Rapp.

DECEMBER 7, 1992 - Marlins participate for the first time in the Rule 5 draft and select RHP Stanley Spencer, LHP Mike Myers and OF Scott Pose. They lose C Jim McNamara.

DECEMBER 8, 1992 - Marlins announce the signing of their first two free agents. Infielder Dave Magadan agrees for two years and veteran knuckleball pitcher Charlie Hough for one.

DECEMBER 9, 1992 - Marlins' President Carl Barger collapses during an owners meeting during the baseball winter meetings in Louisville, KY, and dies a few hours later in the Humana University Hospital due to a ruptured abdominal aortic aneurysm.

FEBRUARY 29, 1993 - Marlins dedicate their Brevard County training complex. Owner Wayne Huizenga announces the complex will be called the Carl F. Barger Complex at Viera.

MARCH 5, 1993 - Marlins defeat Houston, 12-8, in their inaugural Spring Training game. Jeff Conine hits Florida's first homer before a crowd of 6,696 at the Cocoa Expo Sports Complex.

APRIL 5, 1993 - Florida defeats the Los Angeles Dodgers, 6-3, to win their inaugural game before a sellout crowd of 42,334 spectators at Joe Robbie Stadium.

INAUGURAL SEASON INFORMATION

MAJOR LEAGUE EXPANSION DRAFT - NOVEMBER 17, 1992 IN NEW YORK, NY

Round 1

1. Nigel Wilson, OF (TOR); 2. Jose Martinez, RHP (NYM); 3. Bret Barberie, INF (MON); 4. Trevor Hoffman, RHP (CIN); 5. Pat Rapp, RHP (SF); 6. Greg Hibbard, LHP (CWS); 7. Chuck Carr, OF (STL); 8. Darrell Whitmore, OF (CLE); 9. Eric Helfand, C (OAK); 10. Bryan Harvey, RHP (CAL); 11. Jeff Conine, INF/OF (KC); 12. Kip Yaughn, RHP (BAL); 13. Jesús Tavarez, OF (SEA).

Round 2

14. Carl Everett, OF (NYY); 15. Dave Weathers, RHP (TOR); 16. John Johnstone, RHP (NYY); 17. Ramon Martinez, INF (PIT); 18. Steve Decker, C (SF); 19. Chris Carpenter, RHP (STL); 20. Jack Armstrong, RHP (CLE); 21. Scott Chiamparino, RHP (TEX); 22. Tom Edens, RHP (MIN); 23. Andres Berumen, RHP (KC); 24. Robert Person, RHP (CWS); 25. Jim Corsi, RHP (OAK); 26. Richie Lewis, RHP (BAL).

Round 3

27. Danny Jackson, LHP (PIT); 28. Bob Natal, C (MON); 29. Jamie McAndrew, RHP (LA); 30. Junior Félix, OF (CAL); 31. Kerwin Moore, OF (KC); 32. Ryan Bowen, RHP (HOU); 33. Scott Baker, LHP (STL); 34. Chris Donnels, INF (NYM); 35. Monty Fariss, OF (TEX); 36. Jeff Tabaka, LHP (MIL).

MARLINS STORY

EXPANSION DRAFT-DAY TRADES

Marlins acquire INFs Gary Scott and Alex Arias from Chicago (NL) for LHP Greg Hibbard.
 Marlins acquire LHPs Joel Adamson and Matt Whisenant from Philadelphia for LHP Danny Jackson.
 Marlins acquire INF Walt Weiss from Oakland for C Eric Helfand and a player to be named later (LHP Scott Baker on 11/20/92).
 Marlins acquire RHPs Brian Griffiths and Hector Carrasco from Houston for RHP Tom Edens.

FIELD STAFF

OPENING DAY - APRIL 5, 1993

Joe Robbie Stadium - The Marlins played their first game in Franchise history on April 5, 1993. The day's festivities began with Hall of Famer Joe DiMaggio throwing out the first pitch. In addition, the Club retired the No. 5 in honor of their late president, Carl Barger. The Marlins defeated the Los Angeles Dodgers, 6-3, before a sellout crowd of 42,334 fans. Marlins starter Charlie Hough scattered six hits over six innings to pick up the Club's first win. Walt Weiss gave the Marlins a 2-0 lead in the second inning with a two-run triple. Jeff Conine went 4x4 and stole the first base in Marlins history. Bret Barberie collected Florida's first hit, a first-inning single to center. Bryan Harvey pitched a scoreless ninth to record the save.

PLAYERS

FLORIDA MARLINS 6, LOS ANGELES DODGERS 3

	1	2	3	4	5	6	7	8	9	R	H	E	LOB
LOS ANGELES	0	0	0	0	2	1	0	0	0	3	8	2	7
FLORIDA	0	3	1	0	0	1	1	0	X	6	14	1	7

CLUB HISTORY

HP: Pulli 1B: West 2B: Williams 3B: Darling
 TIME: 2:27 ATTENDANCE: 42,334

Los Angeles	AB	R	H	RBI	BB	SO	Florida	AB	R	H	RBI	BB	SO
Jose Offerman SS	4	0	1	1	1	2	Scott Pose CF-LF	5	0	1	2	0	0
Brett Butler CF	4	0	0	0	0	2	Bret Barberie 2B	4	1	2	0	0	0
Darryl Strawberry RF	3	0	0	0	1	0	Junior Félix RF	4	0	1	0	0	1
Eric Davis LF	4	0	1	0	0	1	Orestes Destrade 1B	4	1	1	0	0	1
Tim Wallach 3B	4	1	1	1	0	1	Cris Carpenter P	0	0	0	0	0	0
Eric Karros 1B	3	1	1	0	1	0	Bryan Harvey P	0	0	0	0	0	0
Mike Piazza C	4	0	1	0	0	0	Dave Magadan 3B	4	0	1	0	0	0
Jody Reed 2B	4	1	2	1	0	1	Benito Santiago C	4	1	2	1	0	0
Orel Hershiser P	2	0	1	0	0	0	Jeff Conine LF-1B	4	2	4	0	0	0
Roger McDowell P	0	0	0	0	0	0	Walt Weiss SS	3	1	2	2	1	0
Lenny Harris PH	0	0	0	0	0	0	Charlie Hough P	2	0	0	0	0	1
Cory Snyder PH	1	0	0	0	0	0	Alex Arias PH	1	0	0	0	0	0
Ricky Trlicek P	0	0	0	0	0	0	Luis Aquino P	0	0	0	0	0	0
Dave Hansen PH	1	0	0	0	0	0	Joe Klink P	0	0	0	0	0	0
Team Totals	34	3	8	3	3	7	Chuck Carr CF	1	0	0	0	0	0
							Team Totals	36	6	14	5	1	3

PLAYER DEVELOPMENT

2B: Davis (1, off Hough), Karros (1, off Hough).
HR: Wallach (1, off Hough; 6th inn, 0 on, 1 out).
GIDP: Piazza (1).
DP: 2. Davis-Karros, Reed-Offerman-Karros.
E: Wallach (1), Reed (1).

2B: Destrade (1, off Hershiser). **3B:** Weiss (1, off Hershiser).
GIDP: Destrade (1).
DP: 1. Magadan-Barberie-Destrade.
E: Félix (1).
SB: Conine (1, 3rd base off Trlicek/Piazza).
CS: Pose (1, 2nd base by McDowell/Piazza).

OPPONENTS

Los Angeles	IP	H	R	ER	BB	SO	Florida	IP	H	R	ER	BB	SO
Hershiser (L, 0-1)	5.0	10	5	5	1	3	Hough, W (1-0)	6.0	6	3	3	2	4
McDowell	1.0	0	0	0	0	0	Aquino	0.0	1	0	0	0	0
Trlicek	2.0	4	1	1	0	0	Klink	1.0	0	0	0	1	1
							Carpenter	1.0	0	0	0	0	1
							Harvey (S, 1)	1.0	1	0	0	0	1

GENERAL INFORMATION

OPENING DAY HISTORY

OPENING DAY LINEUPS

	1993	1994	1995	1996	1997	1998
MARLINS STORY	Pose CF	Carr CF	Veras 2B	Veras 2B	Castillo 2B	Floyd LF
	Barberie 2B	Browne 3B	Arias SS	White CF	Rentería SS	Rentería SS
	Félix RF	Sheffield RF	Sheffield RF	Sheffield RF	Sheffield RF	Jackson 1B
	Destrade 1B	Destrade 1B	Conine LF	Conine LF	Bonilla 3B	Sheffield RF
	Magadan 3B	Conine LF	Pendleton 3B	Pendleton 3B	Alou LF	Kotsay CF
	Santiago C	Barberie 2B	Colbrunn 1B	Colbrunn 1B	White CF	Johnson C
	Conine LF	Santiago C	Johnson C	Johnson C	Conine 1B	Counsell 2B
Weiss SS	Abbott SS	Carr CF	Abbott SS	Johnson C	Booty 3B	
Hough P	Hough P	Burkett P	Brown P	Brown P	Hernández P	
FIELD STAFF	1999	2000	2001	2002	2003	2004
	Castillo 2B	Castillo 2B	Castillo 2B	Castillo 2B	Castillo 2B	Pierre CF
	Gonzalez SS	Gonzalez SS	Owens RF	Wilson CF	Pierre CF	Castillo 2B
	Kotsay RF	Floyd LF	Floyd LF	Floyd LF	Rodriguez C	Cabrera RF
	Lee 1B	Wilson CF	Wilson CF	Millar RF	Lee 1B	Lowell 3B
	Dunwoody CF	Lowell 3B	Lowell 3B	Lowell 3B	Lowell 3B	Conine LF
	Wilson LF	Millar 1B	Johnson C	Lee 1B	Encarnacion RF	Choi 1B
Orie 3B	Brown RF	Lee 1B	Gonzalez SS	Hollandsworth LF	Castro C	
Redmond C	Redmond C	Gonzalez SS	Redmond C	Gonzalez SS	Gonzalez SS	
Fernández P	Fernández P	Dempster P	Dempster P	Beckett P	Beckett P	
PLAYERS	2005	2006	2007	2008	2009	2010
	Pierre CF	Ramírez SS	Ramírez SS	Ramírez SS	Bonifacio 3B	Coghlan LF
	Castillo 2B	Hermida RF	Uggla 2B	Uggla 2B	Baker C	Maybin CF
	Cabrera LF	Cabrera 3B	Cabrera 3B	Jacobs 1B	Ramírez SS	Ramírez SS
	Delgado 1B	Jacobs 1B	Jacobs 1B	Willingham LF	Cantú 1B	Cantú 3B
	Lowell 3B	Willingham LF	Willingham LF	Cantú 3B	Uggla 2B	Uggla 2B
	Lo Duca C	Uggla 2B	Borchard RF	Ross CF	Hermida LF	Paulino C
Encarnacion RF	Olivo C	Olivo C	Gonzalez RF	Ross RF	Ross RF	
Gonzalez SS	Reed CF	De Aza CF	Treanor C	Maybin CF	Sánchez 1B	
Beckett P	Willis P	Willis P	Hendrickson P	Nolasco P	Johnson P	
CLUB HISTORY	2011	2012	2013	2014	2015	2016
	Coghlan CF	Reyes SS	Pierre LF	Yelich LF	Gordon 2B	Gordon 2B
	Infante 2B	Bonifacio CF	Coghlan CF	Baker 2B	Yelich LF	Ozuna CF
	Ramírez SS	Ramírez 3B	Stanton RF	Stanton RF	Stanton RF	Yelich LF
	Stanton RF	Stanton RF	Polanco 3B	McGehee 3B	Morse 1B	Stanton RF
	Sánchez 1B	Morrison LF	Brantly C	Jones 1B	Prado 3B	Prado 3B
	Morrison LF	Sánchez 1B	Solano 2B	Saltalamacchia C	Ozuna CF	Bour 1B
Buck C	Infante 2B	Kotchman 1B	Ozuna CF	Saltalamacchia C	Realmuto C	
Murphy 3B	Buck C	Hechavarría SS	Hechavarría SS	Hechavarría SS	Hechavarría SS	
Johnson P	Johnson P	Nolasco P	Fernández P	Álvarez P	Chen P	
PLAYER DEVELOPMENT	2017	2018	2019	2020	2021	2022
	Gordon 2B	Brinson CF	Brinson CF	Villar CF	Dickerson LF	Soler LF
	Realmuto C	Dietrich LF	Anderson 3B	Aguilar 1B	Marte CF	Cooper 1B
	Yelich CF	Castro 2B	Castro 2B	Dickerson LF	Aguilar 1B	Sánchez CF
	Stanton RF	Bour 1B	Cooper RF	Ramírez RF	Duvall RF	Aguilar DH
	Bour 1B	Anderson 3B	Prado 1B	Anderson 3B	Anderson 3B	García RF
	Ozuna LF	Cooper RF	Alfaro C	Cooper DH	Chisholm 2B	Wendle 3B
Dietrich 3B	Rojas SS	Rojas SS	I. Díaz 2B	Alfaro C	Rojas SS	
Hechavarría SS	Wallach C	Herrera LF	Cervelli C	Rojas SS	Stallings C	
Vólquez P	Ureña P	Ureña P	Rojas SS	Alcantara P	Chisholm Jr. 2B	
OPPONENTS	2023					
	Arraez 2B					
	Segura 3B					
	Cooper 1B					
	Chisholm Jr. CF					
	Soler DH					
	García RF					
De La Cruz LF						
Stallings C						
Wendle SS						
Alcantara P						
GENERAL INFORMATION						

INAUGURAL OPENING DAY ROSTER

Pitchers (11): Luis Aquino, Jack Armstrong, Ryan Bowen, Cris Carpenter, Chris Hammond, Charlie Hough, Bryan Harvey, Trevor Hoffman, Joe Klink, Richie Lewis, Bob McClure.
Catchers (2): Steve Decker, Benito Santiago
Infielders (6): Alex Arias, Bret Barberie, Orestes Destrade, Dave Magadan, Rick Rentería, Walt Weiss
Outfielders (6): Greg Briley, Chuck Carr, Jeff Conine, Monty Fariss, Junior Félix, Scott Pose
Disabled List (3): RHP Jim Corsi, RHP Scott Chiamparino, RHP Kip Vaughn
Coaching Staff (6): Rene Lachemann (Manager), Marcel Lachemann (Pitching), Vada Pinson (First Base), Doug Rader (Hitting), Frank Reberger (Bullpen), Cookie Rojas (Third Base)

OPENING DAY RESULTS

1993

LA 000 021 000 -- 3 8 2
 FLA 031 001 10x -- 6 14 1

WP-Hough LP-Hershiser Sv-Harvey
 ATT - 42,334

1996

PIT 010 000 030 -- 4 9 0
 FLA 000 000 000 -- 0 3 1

WP-Wagner LP-Brown Sv-None
 ATT - 41,815

1999

NYM 001 000 001 -- 2 9 0
 FLA 300 020 01x -- 6 12 0

WP-Fernández LP-Leiter Sv-None
 ATT - 38,983

2002

FLA 010 001 400 -- 6 8 0
 MON 000 100 033 -- 7 11 1

WP-Herges LP-Looper Sv-None
 ATT - 34,351

2005

ATL 000 000 000 -- 0 5 0
 FLA 520 002 00x -- 9 13 0

WP-Beckett LP-Smoltz Sv-None
 ATT - 57,405

2008

NYM 000 600 001 -- 7 10 0
 FLA 000 200 000 -- 2 5 1

WP-Santana LP-Hendrickson Sv-None
 ATT - 38,308

2011

NYM 000 000 200 -- 2 4 0
 FLA 000 410 01x -- 6 10 0

WP-Johnson LP-Pelfrey Sv-None
 ATT - 41,237

2014

COL 000 001 000 -- 1 6 0
 MIA 001 051 03x --10 14 0

WP-Fernández LP-De La Rosa Sv-None
 ATT - 37,116

1994

FLA 010 000 200 -- 3 5 3
 LA 200 000 11x -- 4 7 0

WP-Gott LP-Hernández Sv-Worrell
 ATT - 53,757

1997

CHI 000 000 002 -- 2 3 2
 FLA 011 020 00x -- 4 10 0

WP-Brown LP-Mulholland Sv-None
 ATT - 41,412

2000

SF 002 100 001 -- 4 10 2
 FLA 200 021 01x -- 6 12 0

WP-Fernández LP-Hernández Sv-Alfonseca
 ATT - 35,101

2003

PHI 115 100 000 -- 8 10 2
 FLA 000 002 120 -- 5 7 3

WP-Millwood LP-Beckett Sv-Mesa
 ATT - 37,137

2006

FLA 000 000 000 -- 0 5 2
 HOU 000 000 10x -- 1 4 0

WP-Oswalt LP-Johnson Sv-Lidge
 ATT - 43,666

2009

WSH 000 203 001 -- 6 9 2
 FLA 204 204 00x --12 12 0

WP-Nolasco LP-Lannan Sv-None
 ATT - 34,323

2012

STL 210 000 010 -- 4 13 0
 MIA 000 000 010 -- 1 4 0

WP-Lohse LP-Johnson Sv-Motte
 ATT - 36,601

2015

ATL 100 001 000 -- 2 6 0
 MIA 001 000 000 -- 1 8 0

WP-Teheran LP-Álvarez Sv-Grilli
 ATT - 36,969

1995

LA 200 030 300 -- 8 13 0
 FLA 110 000 014 -- 7 9 1

WP-Martinez LP-Burkett Sv-Seanez
 ATT - 42,125

1998

CHI 302 000 001 -- 6 9 1
 FLA 603 000 02x -- 11 14 2

WP-Hernández LP-Tapani Sv-None
 ATT - 41,126

2001

PHI 210010100000 1 -- 6 12 1
 FLA 0002020010000 -- 5 8 1

WP-Telemaco LP-Nuñez Sv-None
 ATT - 36,146

2004

MON 000 001 011 -- 3 8 1
 FLA 020 000 02x -- 4 10 0

WP-Perisho LP-Ayala Sv-Benitez
 ATT - 55,315

2007

FLA 120 301 200 -- 9 13 0
 WAS 000 101 000 -- 2 7 0

WP-Willis LP-Patterson Sv-None
 ATT - 40,389

2010

FLA 000 001 000 -- 1 6 3
 NYM 200 004 10x -- 7 9 1

WP-Santana LP-Johnson Sv-None
 ATT - 41,245

2013

MIA 000 000 000 -- 0 3 0
 WSH 100 100 00x -- 2 5 0

WP-Strasburg LP-Nolasco Sv-Soriano
 ATT - 45,274

2016

DET 130 010 002 01 8 12 1
 MIA 000 003 013 00 7 10 2

WP-VerHagen LP-Breslow Sv-Greene
 ATT - 36,911

MARLINS STORY

FIELD STAFF

PLAYERS

CLUB HISTORY

PLAYER DEVELOPMENT

OPPONENTS

GENERAL INFORMATION

2017

MIA 000 200 000 -- 2 6 0
 WSH 000 001 21x -- 4 9 0

WP-Strasburg LP-Phelps Sv-Treinen
 ATT - 42,744

2020

MIA 001 004 000 -- 5 9 1
 PHI 000 000 100 -- 1 5 0

WP-Alcantara LP-Nola Sv-Kintzler
 ATT - 0

2023

NYM 001 002 200 -- 5 8 1
 MIA 000 003 000 -- 3 5 1

WP-Scherzer LP-Scott Sv-Robertson
 ATT - 31,397

2018

CHI 310 100 300 -- 8 9 2
 MIA 103 000 000 -- 4 8 2

WP-Cishek LP-Ureña Sv-None
 ATT - 32,151

2021

TBR 000 000 010 -- 1 5 0
 MIA 000 000 000 -- 0 3 0

WP-Thompson LP-Garcia Sv-Castillo
 ATT - 7,062

2019

COL 000 420 000 -- 6 9 1
 MIA 000 001 011 -- 3 4 2

WP-Freeland LP-Ureña Sv-None
 ATT - 25,423

2022

MIA 000 000 203 0-5 9 2
 SF 002 010 011 1- 6 6 2

WP-Alvarez LP-Bass Sv-None
 ATT - 40,853

ATTENDANCE RECORDS

OVERALL YEAR-BY-YEAR ATTENDANCE

SUN LIFE STADIUM

YEAR	ATTENDANCE	DATES	AVERAGE	LARGEST CROWD
1993	3,064,847	80	38,311	45,900 - Sunday, October 3 vs. NYM
1994	1,937,467	59	32,838	45,037 - Sunday, July 3 vs. ATL
1995	1,700,466	70	24,292	42,125 - Tuesday, April 25 vs. LA
1996	1,746,767	80	21,835	41,815 - Monday, April 1 vs. PIT
1997	2,364,387	80	29,555	44,176 - Sunday, September 21 vs. NYM
1998	1,750,395	79	22,157	45,170 - Tuesday, September 2 vs. STL
1999	1,369,421	78	17,557	42,110 - Saturday, June 12 vs. NYY
2000	1,218,326	80	15,229	35,392 - Saturday, August 26 vs. CIN
2001	1,261,220	80	15,765	44,313 - Friday, July 13 vs. NYY
2002	813,111	81	10,038	33,291 - Saturday, June 1 vs. NYM
2003	1,303,214	80	16,290	40,414 - Saturday, September 13 vs. ATL
2004	1,723,105	78	22,091	55,315 - Tuesday, April 6 vs. MON
2005	1,852,608	81	22,872	57,405 - Tuesday, April 5 vs. ATL
2006	1,164,134	81	14,372	38,014 - Saturday, July 1 vs. BOS
2007	1,370,511	81	16,920	42,817 - Saturday, August 18 vs. SF
2008	1,335,079	80	16,688	39,124 - Saturday, August 16 vs. CHC
2009	1,464,109	78	18,771	46,427 - Saturday, June 20 vs. NYY
2010	1,535,226	81	18,953	40,666 - Friday, April 9 vs. LAD
2011	1,520,562	77	19,747	41,237 - Friday, April 1 vs. NYM
TOTALS	30,494,955	1,484	20,752	57,405 - Tuesday, April 5, 2005 vs. ATL

LOANDEPOT PARK

YEAR	ATTENDANCE	DATES	AVERAGE	LARGEST CROWD
2012	2,219,444	81	27,401	36,711 - Wednesday, July 25 vs. ATL
2013	1,586,322	81	19,585	34,439 - Monday, April 8 vs. ATL
2014	1,732,283	81	21,386	37,116 - Monday, March 31 vs. COL
2015	1,752,235	81	21,633	36,969 - Monday, April 6 vs. ATL
2016	1,712,417	80	21,405	36,911 - Tuesday, April 5 vs. DET
2017	1,651,997	81	20,395	36,519 - Tuesday, April 11 vs. ATL
2018	811,104	81	10,013	32,151 - Thursday, March 29 vs. CHI
2019	811,302	81	10,016	29,720 - Saturday, August 10 vs. ATL
2020	0	27	0	0
2021	642,617	81	7,934	25,767 - Saturday, July 21 vs. NYY
2022	907,477	81	11,203	29,010 - Saturday, April 30 vs. SEA
2023	1,162,729	81	14,355	35,043 - Sunday, August 13 vs. NYY
TOTALS	14,989,927	890	16,843	37,116 - Monday, March 31, 2014 vs. COL

OVERALL TOTALS

YEARS	ATTENDANCE	DATES	AVERAGE	LARGEST CROWD
1993-2023	45,484,882	2,374	19,160	57,405 - Tuesday, April 5, 2005 vs. ATL

MONTHLY HOME ATTENDANCE RECORDS

MONTH	ATT.	YEAR	DATES
April	337,494	2012	11
May	404,631	2012	15
June	472,650	2012	17
July	319,122	2012	11
August	331,852	2013	14
September	377,155	2012	15
October	81,670	2012	3

GAMES POSTPONED/MOVED BY HURRICANES

DATE	OPP.	NOTE
7/31/95	STL	Hurricane warning - not made up
9/24/98	PHI	Hurricane warning - September 26 DH
9/25/98	PHI	Hurricane warning - September 27 DH
9/3/04	CHI	Hurricane Frances - September 10 DH
9/4/04	CHI	Hurricane Frances - September 20 DH
9/5/04	CHI	Hurricane Frances - September 20 DH
9/15/17	MIL	Hurricane Irma - Played at Miller Park
9/16/17	MIL	Hurricane Irma - Played at Miller Park
9/17/17	MIL	Hurricane Irma - Played at Miller Park

MISCELLANEOUS ATTENDANCE RECORDS AS MIAMI MARLINS

Largest Home	37,116, Monday, March 31, 2014 vs. COL
Largest Day	36,711, Wednesday, July 25, 2012 vs. ATL
Largest Night	37,116, Monday, March 31, 2014 vs. COL
Largest Doubleheader	19,218 (split), 8/13/22 vs. ATL
Largest Sunday	35,043 - Sunday, August 13 vs. NYY
Largest Monday	37,116, Monday, March 31, 2014 vs. COL
Largest Tuesday	36,911, Tuesday, April 5, 2016 vs. DET
Largest Wednesday	36,611, Wednesday, July 25, 2012 vs. ATL
Largest Thursday	31,397, Thursday, March 30, 2023 vs. NYM
Largest Friday	31,949, Friday, April 27, 2012 vs. ARI
Largest Saturday	35,188, Saturday, April 5, 2014 vs. SD
Series, Four Dates (Home)	131,398, April 27-30, 2012 vs. ARI
Series, Four Dates (Road)	184,247, May 18-21, 2017 at LAD
Series, Three Dates (Home)	100,001, Aug. 11-13, 2023 vs. NYY
Series, Three Dates (Road)	139,636, Aug. 18-19, 2023 at LAD
Series, Two Dates (Home)	67,044, June 15-16, 2015 vs. NYY
Series, Two Dates (Road)	81,287, June 17-18, 2015 at NYY
Largest Road	53,694, Monday, July 3, 2017 at STL
Season, Home	2,219,444 (2012)
Season, Road	2,478,929 (2012)
Season, Home & Road	4,698,373 (2012)

MARLINS STORY

FIELD STAFF

PLAYERS

CLUB HISTORY

PLAYER DEVELOPMENT

OPPONENTS

GENERAL INFORMATION

HISTORY OF SUN LIFE STADIUM

Sun Life Stadium, originally known as Joe Robbie Stadium, was the first of its kind to be constructed entirely with private funds. The late Joe Robbie led the financing campaign to build "Joe Robbie Stadium" (JRS) for the Miami Dolphins of the National Football League (NFL). JRS revolutionized the economics of professional sports when it opened in 1987. Inclusion of a Club Level, along with Executive Suites, helped to finance the construction of the stadium. The original multi-purpose facility had more than 1.5 million square feet, over 24,000 parking spaces, 75,000 seats and a playing field that meets standards for the NFL and World Cup Soccer.

On March 7, 1990, H. Wayne Huizenga, then Chairman of the Board and Chief Executive Officer of Blockbuster Video and Huizenga Holdings Inc., agreed to purchase 50 percent of Joe Robbie Stadium and became the point man in the drive to bring Major League Baseball to South Florida. That effort was rewarded in July of 1991, when South Florida was awarded a National League expansion franchise. To accommodate MLB baseball and the Florida Marlins, the stadium was retrofitted in 1992 to include retractable seating, a baseball press box, baseball dugouts, new lights and a hydraulic disappearing pitcher's mound. On January 24, 1994, Mr. Huizenga acquired the remaining 50 percent of the stadium to give him complete ownership.

In February 2008, Mr. Huizenga sold 50 percent of the Miami Dolphins, stadium and surrounding developable land to Stephen M. Ross of New York and Palm Beach. Mr. Ross, Chairman of the Related Companies, an international real estate development company, became an active partner. In January 2009, Mr. Ross closed on the purchase of an additional 45 percent of the team and stadium.

LONGEST HOME RUNS AT SUN LIFE STADIUM

LONGEST HOME RUNS AT SUN LIFE STADIUM

DIST.	PLAYER	DATE	OPPONENT	PITCHER
529'	Andres Galarraga	5/31/97	COL	Kevin Brown
500'	Mark McGwire	8/22/97	STL	Tony Saunders
498'	Mark McGwire	9/2/98	STL	Brian Edmondson
484'	Sammy Sosa	7/20/03	CHC	Armando Almanza
482'	Derrek Lee	6/25/00	CHC	Ruben Quevedo
482'	Pete Incaviglia	5/1/96	PHI	Al Leiter
479'	Charles Johnson	9/30/97	SF	Kirk Rueter
477'	Mike Piazza	6/6/94	LAD	Mark Gardner
475'	Greg Colbrunn	5/14/96	STL	Donovan Osborne
472'	Mark McGwire	9/1/98	STL	Donn Pall
471'	Miguel Cabrera	7/15/07	WSH	Jason Simontacchi

LONGEST MARLINS HOME RUNS AT SUN LIFE STADIUM

DIST.	PLAYER	DATE	OPPONENT	PITCHER
482'	Derrek Lee	6/25/00	CHC	Ruben Quevedo
479'	Charles Johnson	9/30/97	SF	Kirk Rueter
475'	Greg Colbrunn	5/14/96	STL	Donovan Osborne
471'	Miguel Cabrera	7/15/07	WSH	Jason Simontacchi
467'	Miguel Cabrera	4/22/07	WSH	Jerome Williams
466'	Dan Uggla	4/22/07	WSH	Jerome Williams
464'	Preston Wilson	9/6/99	LAD	Ismael Valdez
462'	Bobby Bonilla	10/27/97	CLE	Jaret Wright
459'	Preston Wilson	7/9/00	TB	Esteban Yan
458'	Preston Wilson	8/27/02	NYM	John Thomson
458'	Greg Colbrunn	10/1/95	PHI	Tyler Green

10 LARGEST REGULAR SEASON HOME CROWDS

NO.	ATT.	DATE	OPP
1.	57,405	4/5/05	Atlanta
2.	55,315	4/6/04	Montreal
3.	46,427	6/20/09	New York (AL)
4.	45,900	10/3/93	New York (NL)
5.	45,796	8/27/93	San Francisco
6.	45,725	4/9/04	Philadelphia
7.	45,278	8/29/93	San Francisco
8.	45,170	9/22/98	St. Louis
9.	45,037	7/3/94	Atlanta
10.	44,689	8/7/93	Philadelphia

10 LARGEST POSTSEASON HOME CROWDS

NO.	ATT.	DATE	GAME
1.	67,498	10/25/97	World Series Game 6 vs. CLE
2.	67,245	10/18/97	World Series Game 1 vs. CLE
3.	67,204	10/26/97	World Series Game 7 vs. CLE
4.	67,025	10/19/97	World Series Game 2 vs. CLE
5.	65,975	10/23A03	World Series Game 5 vs. NYY
6.	65,934	10/22/03	World Series Game 4 vs. NYY
7.	65,829	10/11/03	NLCS Game 4 vs. CHC
8.	65,731	10/21/03	World Series Game 3 vs. NYY
9.	65,464	10/4/03	NLDS Game 4 vs. SF
10.	65,279	10/12/03	NLCS Game 5 vs. CHC

MONTHLY HOME ATTENDANCE RECORDS

MONTH	ATT.	YEAR	DATES
April	424,669	1993	10
May	516,701	1993	13
June	548,053	1993	14
July	533,337	1994	16
August	532,264	1993	14
September	478,348	1993	15
October	126,193	1993	3

HOME GAMES PLAYED AT DIFFERENT LOCATIONS

DATE	OPP.	NOTE
9/13/04	MON	At U.S. Cellular Field - Hurricane Ivan
9/14/04	MON	At U.S. Cellular Field - Hurricane Ivan
6/24/11	SEA	At Safeco Field - Scheduling Conflict
6/25/11	SEA	At Safeco Field - Scheduling Conflict
6/26/11	SEA	At Safeco Field - Scheduling Conflict

SUSPENDED GAMES AT SUN LIFE STADIUM

DATE	OPP.	NOTE
5/5/95	ATL	Susp. in top of 9 th , tied 3-3, 0 outs, 1 on
		** Resumed on Sept. 7 with Marlins losing 6-3 in 9 inn.
4/10/07	MIL	Susp. in top of 11 th , tied 2-2, 0 outs, 0 on
		** Resumed on April 11 with Marlins losing 3-2 in 13 inn.

1997 postseason drew 513,151 fans to nine October dates.
2003 postseason drew 520,815 fans to eight October dates.

LIVÁN HERNÁNDEZ: WORLD SERIES MVP JERSEY

Just two years after defecting from Cuba, rookie sensation Liván Hernández wore this Marlins jersey in Game One of the 1997 World Series, earning the victory over the Cleveland Indians. Eight days later, Florida secured its first World Series title and the 22-year-old earned Series MVP honors.



MARLINS STORY

TIM RAINES: FLAPLESS HELMET

When 23-year big league veteran Tim Lincecum retired following his 2002 season, he also retired this Marlins batting helmet, the last flapless model in the big leagues. Earflaps were made mandatory in 1983, but a grandfather clause exempted those whose careers began before the rule was adopted.



FIELD STAFF

JUAN PIERRE: STOLEN BASE #600 SHOES

On May 2, 2013, Marlins speedster Juan Pierre dug these spikes into the dirt at Philadelphia's Citizens Bank Park and stole third with a head-first slide. With the theft, Pierre became just the 14th player to steal 600 or more bases since the introduction of the modern stolen base rule in 1898.



PLAYERS

ICHIRO SUZUKI: 3,000TH HIT JERSEY

Wearing this jersey and using his oft-overlooked power, Ichiro Suzuki hit a triple off the right field wall at Colorado's Coors Field on August 7, 2016, becoming just the 30th major leaguer and first member of the Marlins to join the elite 3,000-Hit Club.



CLUB HISTORY

CRAIG COUNSELL: WORLD SERIES-WINNING SHOES

With the score knotted at 2-2 in Game 7 of the 1997 World Series, the Marlins loaded the bases against Cleveland in the bottom of the 11th inning. When Edgar Rentería lined a single up the middle, Craig Counsell broke from third, touched home plate with these shoes and gave Florida its first World Series crown.



PLAYER DEVELOPMENT

SANDY ALCANTARA 2022 NL CY YOUNG WINNER SPIKES

Spikes worn by Sandy Alcantara on Sept. 30, 2022, when he posted his 6th complete game during his Cy Young Award-winning season - becoming the first Marlins pitcher to achieve the feat.



OPPONENTS

OTHER NOTABLE MARLINS ITEMS IN THE NATIONAL BASEBALL HALL OF FAME:

- Spikes worn by Juan Pierre on May 2, 2013 when he notched his 600th steal.
- Batting helmet worn by Giancarlo Stanton from the franchise's last game as the "Florida" Marlins on Sept. 28, 2011.
- Bat used by Alex Gonzalez to hit the game-winning home run in Game 4 of the 2003 World Series.
- Spikes worn by Craig Counsell in Game 7 of 1997 World Series to score series-winning run in 11th inning.
- Cap worn by Don Mattingly on Aug. 6, 2020, when he set a new franchise record with his 282nd win.
- Bat used by Luis Castillo in the final game of 35-game hitting streak in 2002.
- Cap worn by manager Jack McKeon during Game 6 of the 2003 World Series, when he became the oldest manager to win a Fall Classic.

GENERAL INFORMATION

51 • RHP TREVOR HOFFMAN | (1993)

CLASS OF 2018

Trevor Hoffman played for the Florida Marlins during the team's 1993 inaugural season, it was also Hoffman's rookie season. In 1992, the Reds left Hoffman unprotected in the 1992 Expansion Draft, and he was snatched up by the brand-new Florida Marlins franchise. Hoffman pitched 35.2 innings, a 3.28 ERA, and recorded 2 saves with the Marlins. He was traded to San Diego on June 24, 1993, for LHP Rich Rodriguez and then 3B Gary Sheffield. Hoffman was inducted into the National Baseball Hall of Fame in 2018 with 337 votes by the BBWAA.



7 • C IVÁN 'PUDGE' RODRÍGUEZ | (2003)

CLASS OF 2017

Iván 'Pudge' Rodríguez played for the Florida Marlins during the Club's 2003 World Series run. Finished the 2003 season with a .297 AVG, 16 home runs, 85 RBI, and 10 stolen bases. Rodríguez hit .313 through the Postseason for the Marlins, with 3 HR and 17 RBI. Won the NLCS MVP award after hitting a .321 AVG, 2 HR, and 10 RBI against the Chicago Cubs in the NLCS. Had 6 hits, 2 doubles, and 1 RBI against the New York Yankees in the 2003 World Series to capture the Marlins' second title. Currently tops the Marlins' records for Most 5-Walk Games in a Season (1 - 2003); Most Walks in a Game (5 - 4/8/03 vs NYM); Most games (138), at-bats (500), hits (150), doubles (35), extra-base hits (54), RBI (82), runs (89), OBP (.371), and SLG (.478) as a catcher in a single-season (500; 150 - 2003). Rodríguez was inducted into the National Baseball Hall of Fame in 2017 with 336 votes by the BBWAA.



30, 32 • LF TIM 'ROCK' RAINES | (2002)

CLASS OF 2017

Tim 'Rock' Raines played for the Florida Marlins in 2002 in his final season. Raines played 23 full seasons in the Majors. He was a 7x All-Star with the Montreal Expos, led the NL in stolen bases 4x (1981-1984, with MON), and runs 2x (1983, 1987, with MON). He also won the 1986 NL batting title, the 1986 Silver Slugger award, and the 1987 All-Star Game MVP (all with Montreal). Raines finished his stellar career with the Marlins, gathering 17 hits, 3 doubles, 1 HR, and 7 RBI in the 2002 season. Raines was inducted into the National Baseball Hall of Fame in 2017 with 380 votes by the BBWAA.



31 • C, 2B MIKE PIAZZA | (1998)

CLASS OF 2016

Mike Piazza played for the Florida Marlins during the 1998 season. Piazza was notably a 62nd-round draft pick, being the 1,390th player chosen in the 1998 MLB Draft. Piazza was a 12x All-Star (winning the 1996 All-Star MVP), and won the 1993 NL Rookie of the Year, along with the NL Silver Slugger award 10x. Piazza only played 5 games for the Marlins, finishing his Marlins tenure with 5 hits, 5 RBI, and 1 triple. He was inducted into the National Baseball Hall of Fame in 2016 with 365 votes by the BBWAA.



8 • OF ANDRE DAWSON | (1995-1996)

CLASS OF 2010

Andre Dawson played for the Florida Marlins from 1995-1996. During his career, Dawson became only the 2nd player in baseball history to reach 400 HRs and 300 stolen bases. Won the 1987 NL MVP and 1987 HR Derby, and was an 8x NL All-Star. Won the 1977 NL Rookie of the Year award, the NL Silver Slugger 4x, and the Rawlings NL Gold Glove 8x. Over his tenure with the Marlins, he had 74 hits, 12 doubles, 3 triples, 10 HRs, and 51 RBI. Dawson was inducted into the National Baseball Hall of Fame in 2010 with 420 votes by the BBWAA.



MANAGER: TONY PÉREZ | (2001)

CLASS OF 2000

Pérez was inducted into the National Baseball Hall of Fame as a player in 2000 with 385 votes by the BBWAA. As a player, won 2 World Series, was a 7x NL All-Star, and was the 1967 All-Star MVP. Pérez managed the Marlins during the 2001 season and finished his tenure with a 54-60 record.



MARLINS STORY

FIELD STAFF

PLAYERS

CLUB HISTORY

PLAYER DEVELOPMENT

OPPONENTS

GENERAL INFORMATION



OPPONENTS



ARIZONA DIAMONDBACKS - CHASE FIELD (OPENED 1998 - 48,519)

NL WEST - 2023 FINISH: 84-78 (2ND)

MANAGER: TOREY LOVULLO (8TH SEASON)

All-Time Series.....	78-97
2023 Season Series.....	4-2
All-Time Winning Streak.....	6 (2x); last, 7/21/15 - 6/10/16
All-Time Losing Streak.....	8; 5/20/98 - 8/26/99
By Venue	
Home.....	46-44
Road.....	32-53
Sun Life Stadium.....	26-25
Marlins Park.....	15-15
loanDepot park.....	5-4
Chase Field.....	32-53
Two-Game Sweeps.....	0-1
D-backs on Road.....	1 (May 20-21, 1998)
Three-Game Sweeps.....	5-6
Marlins at Home.....	5 (last, May 4-6, 2021)
D-backs at Home.....	4 (last, June 1-3, 2018)
D-backs on Road.....	2 (last May 2-4, 2022)
Four-Game Sweeps.....	0-2
D-backs at Home.....	1 (July 23-26, 2007)
D-backs on Road.....	1 (May 18-21, 2015)
Game Miscellaneous	
Most Runs Scored.....	14 (2x); last, 7/9/09
Most Runs Allowed.....	15 (2x); last, 5/30/11
Largest Margin of Victory.....	9 (4x); last, 8/20/12
Largest Margin of Defeat.....	11 (2x); last, 5/30/11

ATLANTA BRAVES - TRUIST PARK (OPENED 2017 - 41,084)

NL EAST - 2023 FINISH: 104-58 (1ST)

MANAGER: BRIAN SNITKER (9TH SEASON)

All-Time Series.....	205-308
2023 Season Series.....	4-9
All-Time Winning Streak.....	7; 8/9 - 9/27/15
All-Time Losing Streak.....	11; 7/15/94 - 8/15/95
By Venue	
Home.....	110-142
Road.....	95-166
Sun Life Stadium.....	75-75
Marlins Park.....	26-51
loanDepot park.....	9-16
Fulton County Stadium.....	8-17
Turner Field.....	68-106
Fort Bragg Field.....	1-0
SunTrust Park.....	6-22
Truist Park.....	12-21
Two-Game Sweeps.....	2-4
Marlins on Road.....	2 (last, May 13-14, 1997)
Braves at Home.....	2 (last, July 30-31, 2018)
Braves on Road.....	2 (last, May 6-7, 2009)
Three-Game Sweeps.....	9-23
Marlins at Home.....	6 (last, September 15-17, 2023)
Marlins on Road.....	3 (last, April 12-14, 2021)
Braves at Home.....	11 (last, June 30-July 2, 2023)
Braves on Road.....	12 (last, May 2-4, 2023)
Four-Game Sweeps.....	0-3
Braves at Home.....	2 (last, August 13-15, 2018)
Braves on Road.....	1 (last, August 12-14, 2022)
Game Miscellaneous	
Most Runs Scored.....	20; 7/1/03
Most Runs Allowed.....	29; 9/9/20
Largest Margin of Victory.....	19; 7/1/03
Largest Margin of Defeat.....	20; 9/9/20

CHICAGO CUBS - WRIGLEY FIELD (OPENED 1914 - 41,649)

NL CENTRAL - 2023 FINISH: 83-79 (2ND)

MANAGER: CRAIG COUNSELL (1ST SEASON)

All-Time Series.....	109-115
2023 Season Series.....	4-2
All-Time Winning Streak.....	10; 4/26/06 - 9/27/07
All-Time Losing Streak.....	6 (3x); last, 5/7/18 - 4/17/19
By Venue	
Home.....	57-52
Road.....	52-63
Sun Life Stadium.....	36-36
Marlins Park.....	14-14
loanDepot park.....	7-2
WrigleyField.....	52-63
Two-Game Sweeps.....	2-2
Marlins at Home.....	1 (August 19-20, 1997)
Marlins on Road.....	1 (April 8-10, 1997)
Cubs on Road.....	2 (last, May 18-19, 2011)
Three-Game Sweeps.....	8-9
Marlins at Home.....	7 (last, April 28-30, 2023)
Marlins on Road.....	1 (May 28-30, 2007)
Cubs at Home.....	5 (last, May 7-9, 2018)
Cubs on Road.....	4 (last, April 15-17, 2019)
Game Miscellaneous	
Most Runs Scored.....	15; 6/15/05
Most Runs Allowed.....	16; 7/20/03
Largest Margin of Victory.....	11; 8/26/97
Largest Margin of Defeat.....	14 (2x); last, 6/14/05

CINCINNATI REDS - GREAT AMERICAN BALL PARK (OPENED 2003 - 42,319)

NL CENTRAL - 2023 FINISH: 82-80 (3RD)

MANAGER: DAVID BELL (6TH SEASON)

All-Time Series.....	100-129
2023 Season Series.....	3-3
All-Time Winning Streak.....	6; 7/11/15 - 8/15/16
All-Time Losing Streak.....	9; 5/13 - 8/30/98
By Venue	
Home.....	55-57
Road.....	45-72
Sun Life Stadium.....	35-39
Marlins Park.....	16-13
loanDepot park.....	4-5
Riverfront Stadium.....	19-32
Great American Ball Park.....	26-40
One-Game Sweeps.....	0-1
Reds at Home.....	1 (September 22, 2008)
Two-Game Sweeps.....	1-1
Marlins at Home.....	1 (May 27-28, 1996)
Reds at Home.....	1 (May 13-14, 1998)
Three-Game Sweeps.....	4-10
Marlins at Home.....	2 (last, July 8-10, 2016)
Marlins on Road.....	2 (last, May 23-25, 2003)
Reds at Home.....	5 (last, April 9-11, 2019)
Reds on Road.....	5 (last, May 14-16, 2013)
Four-Game Sweeps.....	0-3
Reds at Home.....	3 (last, August 19-22, 2021)
Game Miscellaneous	
Most Runs Scored.....	16; 6/23/95
Most Runs Allowed.....	22; 8/31/96
Largest Margin of Victory.....	12; 6/23/95
Largest Margin of Defeat.....	14 (2x); last, 4/9/19

FRONT OFFICE

FIELD STAFF

PLAYERS

CLUB HISTORY

SEASON IN REVIEW

OPPONENTS

GENERAL INFORMATION

COLORADO ROCKIES - COORS FIELD (OPENED 1995 - 50,398)

NL WEST - 2023 FINISH: 59-103 (5TH)

MANAGER: BUD BLACK (8TH SEASON)

All-Time Series.....	119-111
2023 Season Series.....	2-5
All-Time Winning Streak.....	7; 4/28/04 - 5/7/05
All-Time Losing Streak.....	8; 4/28/98 - 6/20/99
By Venue	
Home.....	74-41
Road.....	45-70
Sun Life Stadium.....	49-29
Marlins Park.....	19-9
loanDepot park.....	6-3
Mile High Stadium.....	6-6
CoorsField.....	39-64
One-Game Sweeps.....	1-0
Marlins on Road.....	1 (April 26, 2005)
Two-Game Sweeps.....	1-2
Marlins at Home.....	1 (April 27-28, 1994)
Rockies at Home.....	2 (last, August 8, 2005)
Three-Game Sweeps.....	6-8
Marlins at Home.....	6 (last, September 21-23, 2022)
Marlins on Road.....	1 (June 2-4, 2006)
Rockies at Home.....	7 (last, August 6-8, 2021)
Rockies on Road.....	1 (April 28-30, 2006)
Four-Game Sweeps.....	1-1
Marlins at Home.....	1 (May 9-12, 1996)
Rockies at Home.....	1 (September 7-10, 1998)
Game Miscellaneous	
Most Runs Scored.....	17 (2x); last, 7/4/08
Most Runs Allowed.....	18; 7/4/08
Largest Margin of Victory.....	17; 9/17/95
Largest Margin of Defeat.....	13; 9/16/07

MILWAUKEE BREWERS - AMERICAN FAMILY FIELD (OPENED 2001 - 41,900)

NL CENTRAL - 2023 FINISH: 92-70 (1ST)

MANAGER: PAT MURPHY (1ST SEASON)

All-Time Series.....	83-91
2023 Season Series.....	3-4
All-Time Winning Streak.....	9; 8/25/05 - 4/9/07
All-Time Losing Streak.....	12; 4/3/98 - 5/5/99
By Venue	
Home.....	44-42
Road.....	39-49
Sun Life Stadium.....	30-24
Marlins Park.....	10-13
loanDepot park.....	4-5
County Stadium.....	3-6
Miller Park.....	30-38
American Family Field.....	6-5
Two-Game Sweeps.....	0-1
Brewers on Road.....	1 (July 20-21, 1998)
Three-Game Sweeps.....	4-5
Marlins at Home.....	3 (last, May 6-8, 2008)
Marlins on Road.....	1 (September 1-3, 2006)
Brewers at Home.....	4 (last, July 19-21, 2013)
Brewers on Road.....	1 (May 3-5, 1999)
Four-Game Sweeps.....	1-4
Marlins at Home.....	1 (August 25-28, 2006)
Brewers at Home.....	1 (April 19-22, 2018)
Brewers on Road.....	3 (last, September 9-12, 2019)
Game Miscellaneous	
Most Runs Scored.....	16; 6/4/19
Most Runs Allowed.....	16; 9/22/23
Largest Margin of Victory.....	16; 6/4/19
Largest Margin of Defeat.....	15; 9/22/23

LOS ANGELES DODGERS - DODGER STADIUM (OPENED 1962 - 56,000)

NL WEST - 2023 FINISH: 100-62 (1ST)

MANAGER: DAVE ROBERTS (9TH SEASON)

All-Time Series.....	99-122
2023 Season Series.....	3-3
All-Time Winning Streak.....	5; 4/25/16 - 9/9/16
All-Time Losing Streak.....	6 (3x); last, 5/17/18 - 8/14/19
By Venue	
Home.....	53-60
Road.....	46-62
Sun Life Stadium.....	37-40
Marlins Park.....	10-15
loanDepot park.....	6-5
Dodger Stadium.....	46-62
Two-Game Sweeps.....	1-2
Marlins at Home.....	1 (July 16-17, 1997)
Dodgers on Road.....	2 (last, August 20-21, 1998)
Three-Game Sweeps.....	3-8
Marlins at Home.....	3 (September, 6-8, 1999)
Dodgers at Home.....	4 (last, August 19-21, 2022)
Dodgers on Road.....	4 (last, July 14-16, 2017)
Four-Game Sweeps.....	1-0
Marlins on Road.....	1 (April 25-28, 2016)
Game Miscellaneous	
Most Runs Scored.....	15; 8/16/06
Most Runs Allowed.....	15; 8/13/19
Largest Margin of Victory.....	11; 8/16/06
Largest Margin of Defeat.....	14; 8/13/19

NEW YORK METS - CITI FIELD (OPENED 2009 - 41,922)

NL EAST - 2023 FINISH: 75-87 (4TH)

MANAGER: CARLOS MENDOZA (1ST SEASON)

All-Time Series.....	235-278
2023 Season Series.....	4-9
All-Time Winning Streak.....	10; 7/10 - 9/8/04
All-Time Losing Streak.....	7 (2x); last, 9/29/18 - 5/11/19
By Venue	
Home.....	122-131
Road.....	113-147
Sun Life Stadium.....	71-74
Hiram Bithorn Stadium (P.R.).....	2-1
Marlins Park.....	37-41
loanDepot park.....	11-15
Shea Stadium.....	58-67
Citi Field.....	55-80
One-Game Sweeps.....	2-0
Marlins on Road.....	2 (last, July 18, 2011)
Two-Game Sweeps.....	4-5
Marlins at Home.....	1 (September 21-22, 2010)
Marlins on Road.....	3 (last, June 8-9, 2013)
Mets at Home.....	3 (last, May 10-11, 2019)
Mets on Road.....	2 (last, April 18-19, 2007)
Three-Game Sweeps.....	9-16
Marlins at Home.....	7 (last, May 17-19, 2019)
Marlins on Road.....	2 (last, September 8-10, 2009)
Mets at Home.....	8 (last, August 31- Sept 2, 2021)
Mets on Road.....	8 (last, July 29-31, 2022)
Four-Game Sweeps.....	2-2
Marlins at Home.....	1 (May 13-16, 2010)
Marlins on Road.....	1 (August 30 - September 2, 2004)
Mets at Home.....	2 (last, August 5-7, 2019)
Game Miscellaneous	
Most Runs Scored.....	16; 9/11/06
Most Runs Allowed.....	17; 7/8/06
Largest Margin of Victory.....	13; 8/8/12
Largest Margin of Defeat.....	14; 7/8/06 (Gm. 2)

FRONT OFFICE

FIELD STAFF

PLAYERS

CLUB HISTORY

SEASON IN REVIEW

OPPONENTS

GENERAL INFORMATION

PHILADELPHIA PHILLIES - CITIZENS BANK PARK (OPENED 2004 - 43,651)
NL EAST - 2023 FINISH: 90-72 (2ND)
MANAGER: ROB THOMSON (3RD SEASON)

All-Time Series.....	236-279
2023 Season Series.....	7-6
All-Time Winning Streak.....	9; 9/23/03 - 4/22/04
All-Time Losing Streak.....	7 (3x); last, 5/21 - 9/17/13
By Venue	
Home.....	136-124
Road.....	100-155
Sun Life Stadium.....	78-74
Marlins Park.....	45-36
loanDepot park.....	13-14
Veterans Stadium.....	26-51
Citizens Bank Park.....	74-104
One-Game Sweeps.....	1-0
Marlins on Road.....	1 (August 26, 2011)
Two-Game Sweeps.....	2-5
Marlins at Home.....	1 (April 15-16, 1998)
Marlins on Road.....	1 (June 4-5, 2002)
Phillies at Home.....	4 (last, April 26-27, 2017)
Phillies on Road.....	1 (May 1-2, 2006)
Three-Game Sweeps.....	11-18
Marlins at Home.....	7 (last, September 13-14, 2020)
Marlins on Road.....	4 (last, June 21-23, 2019)
Phillies at Home.....	9 (last, September 12-14, 2017)
Phillies on Road.....	9 (last, July 15-17, 2022)
Four-Game Sweeps.....	1-2
Marlins at Home.....	1 (July 26-29, 2004)
Phillies at Home.....	2 (last, August 2-5, 2018)
Five-Game Sweeps.....	0-1
Phillies at Home.....	1 (June 28 - July 1, 2001)
Game Miscellaneous	
Most Runs Scored.....	19; 8/23/19
Most Runs Allowed.....	20; 4/7/18
Largest Margin of Victory.....	13; 7/31/06
Largest Margin of Defeat.....	19; 4/7/18

SAN DIEGO PADRES - PETCO PARK (OPENED 2004 - 40,209)
NL WEST - 2023 FINISH: 82-80 (3RD)
MANAGER: MIKE SHILDT (1ST SEASON)

All-Time Series.....	103-114
2023 Season Series.....	2-4
All-Time Winning Streak.....	7; 4/9/94 - 7/4/95
All-Time Losing Streak.....	8; 8/1/10 - 8/21/11
By Venue	
Home.....	55-58
Road.....	48-56
Sun Life Stadium.....	35-43
Marlins Park.....	15-10
loanDepot park.....	5-5
Qualcomm Stadium.....	20-21
Petco Park.....	28-35
Two-Game Sweeps.....	1-2
Marlins at Home.....	1 (April 28-29, 1997)
Padres at Home.....	1 (September 9-10, 1997)
Padres on Road.....	1 (April 22-23, 1996)
Three-Game Sweeps.....	7-5
Marlins at Home.....	4 (last, August 25-27, 2017)
Marlins on Road.....	3 (last, May 4-6, 2012)
Padres at Home.....	2 (last, May 6-8, 2013)
Padres on Road.....	3 (last, July 19-21, 2011)
Four-Game Sweeps.....	0-1
Padres at Home.....	1 (August 18-21, 2011)
Game Miscellaneous	
Most Runs Scored.....	15; 4/9/94
Most Runs Allowed.....	20; 7/27/96
Largest Margin of Victory.....	14; 4/9/94
Largest Margin of Defeat.....	16; 8/23/02

PITTSBURGH PIRATES - PNC PARK (OPENED 2001 - 38,747)
NL CENTRAL - 2023 FINISH: 76-86 (4TH)
MANAGER: DEREK SHELTON (5TH SEASON)

All-Time Series.....	104-117
2023 Season Series.....	5-2
All-Time Winning Streak.....	8; 10/2/10 - 9/11/11
All-Time Losing Streak.....	7 (2x); last, 7/7/04 - 6/1/05
By Venue	
Home.....	61-48
Road.....	43-69
Sun Life Stadium.....	44-29
Marlins Park.....	11-14
loanDepot park.....	6-5
Three Rivers Stadium.....	15-28
PNC Park.....	28-41
Two-Game Sweeps.....	1-2
Marlins at Home.....	1 (September 4-6, 1995)
Pirates at Home.....	2 (last, September 7-8, 2018)
Three-Game Sweeps.....	6-8
Marlins at Home.....	2 (last, April 19-21, 2011)
Marlins on Road.....	4 (last, August 19-21, 2016)
Pirates at Home.....	8 (last, May 25-27, 2015)
Pirates on Road.....	1 (September 14-16, 1993)
Four-Game Sweeps.....	1-1
Marlins at Home.....	1 (June 10-13, 1993)
Pirates at Home.....	1 (June 9-11, 1994)
Five-Game Sweeps.....	0-1
Pirates at Home.....	1 (August 18-21, 1995)
Game Miscellaneous	
Most Runs Scored.....	13; 9/9/11
Most Runs Allowed.....	13 (2x); last, 8/18/95
Largest Margin of Victory.....	10 (2x); last, 9/8/02
Largest Margin of Defeat.....	11 (2x); last, 6/14/19

SAN FRANCISCO GIANTS - ORACLE PARK (OPENED 2000 - 41,915)
NL WEST - 2023 FINISH: 79-83 (4TH)
MANAGER: BOB MELVIN (1ST SEASON)

All-Time Series.....	97-123
2023 Season Series.....	3-3
All-Time Winning Streak.....	5; 7/29/10 - 8/12/11
All-Time Losing Streak.....	10; 5/4/98 - 4/19/99
By Venue	
Home.....	52-57
Road.....	45-66
Sun Life Stadium.....	25-41
Marlins Park.....	15-11
loanDepot park.....	6-4
3Com Park.....	11-25
Oracle Park.....	34-41
Two-Game Sweeps.....	0-1
Giants on Road.....	1 (April 25-26, 2000)
Three-Game Sweeps.....	7-9
Marlins at Home.....	4 (last, July 7-9, 2017)
Marlins on Road.....	3 (last, May 4-6, 2012)
Giants at Home.....	5 (last, August 14-16, 2001)
Giants on Road.....	4 (last, May 4-6, 2010)
Four-Game Sweeps.....	0-1
Giants at Home.....	1 (August 17-20, 2007)
Game Miscellaneous	
Most Runs Scored.....	16; 7/23/05
Most Runs Allowed.....	14 (4x); last, 8/16/13
Largest Margin of Victory.....	12; 7/23/05
Largest Margin of Defeat.....	12; 6/5/06

ST. LOUIS CARDINALS - BUSCH STADIUM (OPENED 2006 - 45,538)

NL CENTRAL - 2023 FINISH: 71-91 (5TH)

MANAGER: OLIVER MARMOL (3RD SEASON)

All-Time Series.....	86-132
2023 Season Series.....	3-4
All-Time Winning Streak.....	6; 7/9/95 - 5/14/96
All-Time Losing Streak.....	8 - 2x; last, 4/5/21 - 4/20/22
By Venue	
Home.....	40-68
Road.....	46-64
Sun Life Stadium.....	27-45
Marlins Park.....	9-17
loanDepot park.....	4-6
Busch Stadium (Old).....	25-32
Busch Stadium (New).....	21-32
One-Game Sweeps.....	1-1
Marlins at Home.....	1 (September 20, 2010)
Cardinals on Road.....	1 (April 4, 2012)
Two-Game Sweeps.....	1-1
Marlins on Road.....	1 (August 25-26, 2010)
Cardinals at Home.....	1 (April 30 - May 1, 1997)
Three-Game Sweeps.....	2-10
Marlins at Home.....	1 (July 28-30, 1995)
Marlins on Road.....	1 (August 27-29, 1996)
Cardinals at Home.....	5 (last, July 17-19, 2023)
Cardinals on Road.....	5 (last, April 5-7, 2021)
Four-Game Sweeps.....	0-1
Cardinals on Road.....	1 (August 4-7, 2011)
Game Miscellaneous	
Most Runs Scored.....	15; 7/4/23
Most Runs Allowed.....	16; 8/5/93
Largest Margin of Victory.....	13; 7/4/23
Largest Margin of Defeat.....	10 (3x); last, 9/2/98

BALTIMORE ORIOLES - ORIOLE PARK AT CAMDEN YARDS (OPENED 1992 - 45,971)

AL EAST - 2023 FINISH: 101-61 (1ST)

MANAGER: BRANDON HYDE (6TH SEASON)

All-Time Series.....	28-13
2023 Season Series.....	0-3
All-Time Winning Streak.....	6; 6/22/06 - 6/23/10
All-Time Losing Streak.....	4; 7/28/21 - 7/16/23
By Venue	
Home.....	14-3
Road.....	14-10
Sun Life Stadium.....	11-1
Marlins Park.....	2-1
loanDepot park.....	1-1
CamdenYards.....	14-10
Three-Game Sweeps.....	3-1
Marlins at Home.....	3 (last, June 23-25, 2009)
Orioles at Home.....	1 (July 14-16, 2023)
Four-Game Sweeps.....	1-0
Marlins on the Road.....	1 (last, August 4-6, 2011)
Game Miscellaneous	
Most Runs Scored.....	11; 6/25/09
Most Runs Allowed.....	11; 6/24/10
Largest Margin of Victory.....	8; 6/25/09
Largest Margin of Defeat.....	6 (2x); last, 6/17/18

WASHINGTON NATIONALS - NATIONALS PARK (OPENED 2008 - 41,313)

NL EAST - 2023 FINISH: 71-91 (5TH)

MANAGER: DAVE MARTINEZ (7TH SEASON)

All-Time Series.....	263-247
2023 Season Series.....	11-2
All-Time Winning Streak.....	10; 9/24/08 - 7/1/09
All-Time Losing Streak.....	14; 8/9/17 - 7/7/18
By Venue	
Home.....	140-115
Road.....	123-132
Sun Life Stadium.....	87-64
U.S. Cellular Field*.....	2-0
*Home Team	
Marlins Park.....	37-42
loanDepot park.....	16-9
Olympic Stadium.....	39-40
Hiram Bithorn Stadium (P.R.).....	5-1
RFK Stadium.....	12-15
Nationals Park.....	67-76
One-Game Sweeps.....	0-1
Nationals at Home.....	1 (May 22, 1995)
Two-Game Sweeps.....	6-2
Marlins at Home.....	2 (last, July 21-22, 2003)
Marlins on Road.....	4 (last, May 26-28, 2014)
Nationals at Home.....	1 (April 20-21, 2012)
Nationals on Road.....	1 (July 30-31, 2004)
Three-Game Sweeps.....	22-21
Marlins at Home.....	11 (last, May 16-18, 2023)
Marlins on Road.....	11 (last, June 16-18, 2023)
Nationals at Home.....	14 (last, April 30 - May 2, 2021)
Nationals on Road.....	7 (last, June 25-27, 2019)
Four-Game Sweeps.....	3-1
Marlins at Home.....	1 (Aug. 29 - Sept. 1, 2003)
Marlins on Road.....	2 (last, Aug. 31-Sept. 3, 2023)
Nationals on Road.....	1 (Sept. 18-21, 2014)
Game Miscellaneous	
Most Runs Scored.....	18; 7/5/06
Most Runs Allowed.....	18 (2x); 7/7/18; 7/19/21
Largest Margin of Victory.....	11 (4x); last, 9/18/20 (2)
Largest Margin of Defeat.....	17; 7/19/21

BOSTON RED SOX - FENWAY PARK (OPENED 1912 - 37,731)

AL EAST - 2023 FINISH: 78-84 (5TH)

MANAGER: ALEX CORA (5TH SEASON)

All-Time Series.....	16-31
2023 Season Series.....	3-0
All-Time Winning Streak.....	3; 6/27/23 - 6/29/23
All-Time Losing Streak.....	7; 6/12/12 - 7/8/15
By Venue	
Home.....	7-12
Road.....	9-19
Sun Life Stadium.....	3-6
Marlins Park.....	4-6
loanDepot park.....	0-0
Fenway Park.....	9-19
Two-Game Sweeps.....	0-2
Boston at Home.....	1 (April 2-3, 2018)
Boston on Road.....	1 (August 28-29, 2018)
Three-Game Sweeps.....	1-1
Marlins on Road.....	1 (June 27-29, 2023)
Boston at Home.....	1 (May 28-30, 2021)
Game Miscellaneous	
Most Runs Scored.....	14; 8/12/15
Most Runs Allowed.....	25; 6/27/03
Largest Margin of Victory.....	9; 6/27/23
Largest Margin of Defeat.....	17; 6/27/03

FRONT OFFICE

FIELD STAFF

PLAYERS

CLUB HISTORY

SEASON IN REVIEW

OPPONENTS

GENERAL INFORMATION

CHICAGO WHITE SOX - GUARANTEED RATE FIELD (OPENED 1991 - 40,615)

AL CENTRAL - 2023 FINISH: 61-101 (4TH)

MANAGER: PEDRO GRIFOL (2ND SEASON)

All-Time Series.....	10-11
2023 Season Series.....	2-1
All-Time Winning Streak.....	2 (4x); last, 6/10/23 - 6/11/23
All-Time Losing Streak.....	5; 5/24/13 - 8/13/16
By Venue	
Home.....	3-3
Road.....	7-8
Sun Life Stadium.....	2-1
Marlins Park.....	1-2
loanDepot park.....	0-0
Guaranteed Rate Field.....	7-8
Three-Game Sweeps.....	0-1
White Sox at Home.....	1 (May 24-26, 2013)
Game Miscellaneous	
Most Runs Scored.....	13; 5/23/10
Most Runs Allowed.....	9; 7/22/19
Largest Margin of Victory.....	13; 5/23/10
Largest Margin of Defeat.....	8; 7/22/19

DETROIT TIGERS - COMERICA PARK (OPENED 2000 - 41,083)

AL CENTRAL - 2023 FINISH: 78-84 (2ND)

MANAGER: A.J. HINCH (4TH SEASON)

All-Time Series.....	13-9
2023 Season Series.....	2-1
All-Time Winning Streak.....	4 (2x); last, 5/21/19 - 7/28/23
All-Time Losing Streak.....	4; 4/5/16 - 6/29/16
By Venue	
Home.....	7-4
Road.....	6-5
Sun Life Stadium.....	2-1
Marlins Park.....	3-2
loanDepot park.....	2-1
Tiger Stadium.....	2-1
Comerica Park.....	4-4
Three-Game Sweeps.....	1-1
Marlins at Home.....	1 (September 27-29, 2013)
Tigers at Home.....	1 (September 21-23, 2019)
Game Miscellaneous	
Most Runs Scored.....	9; 6/13/04
Most Runs Allowed.....	10; 6/29/16
Largest Margin of Victory.....	7; 6/13/04
Largest Margin of Defeat.....	7; 6/29/16

KANSAS CITY ROYALS - KAUFFMAN STADIUM (OPENED 1973 - 37,903)

AL CENTRAL - 2023 FINISH: 56-106 (5TH)

MANAGER: MATT QUATRARO (2ND SEASON)

All-Time Series.....	11-10
2023 Season Series.....	3-0
By Venue	
Home.....	6-6
Road.....	5-4
Sun Life Stadium.....	1-2
Marlins Park.....	2-4
loanDepot park.....	3-0
Kauffman Stadium.....	5-4
Three-Game Sweeps.....	1-0
Marlins at Home.....	1 (June 5-7, 2023)
Game Miscellaneous	
Most Runs Scored.....	15; 6/10/02
Most Runs Allowed.....	9; 5/18/08
Largest Margin of Victory.....	9; 9/8/19
Largest Margin of Defeat.....	6 (2x); last, 5/18/08

CLEVELAND GUARDIANS - PROGRESSIVE FIELD (OPENED 1994 - 35,041)

AL CENTRAL - 2023 FINISH: 76-86 (3RD)

MANAGER: STEPHEN VOGT (1ST SEASON)

All-Time Series.....	13-12
2023 Season Series.....	2-1
All-Time Winning Streak.....	4 (6/18/02 - 6/8/04)
All-Time Losing Streak.....	5 (8/3/13 - 9/4/16)
By Venue	
Home.....	6-5
Road.....	7-7
Sun Life Stadium.....	4-2
Marlins Park.....	2-3
loanDepot park.....	0-0
Progressive Field.....	7-7
Three-Game Sweeps.....	1-1
Marlins at Home.....	1 (June 18-20, 2002)
Astros at Home.....	1 (September 2-4, 2016)
Game Miscellaneous	
Most Runs Scored.....	10; 8/2/13
Most Runs Allowed.....	8 (2x); last, 9/3/16
Largest Margin of Victory.....	10; 8/2/13
Largest Margin of Defeat.....	7; 6/9/04

HOUSTON ASTROS - MINUTE MAID PARK (OPENED 2000 - 41,168)

AL WEST - 2023 FINISH: 90-72 (1ST)

MANAGER: JOE ESPADA (1ST SEASON)

All-Time Series.....	81-85
2023 Season Series.....	1-2
All-Time Winning Streak.....	7 (7/15/96 - 9/27/96)
All-Time Losing Streak.....	7 (5/29/93 - 8/25/93)
By Venue	
Home.....	49-35
Road.....	32-50
Sun Life Stadium.....	46-29
Marlins Park.....	2-4
loanDepot park.....	1-2
Astrodome.....	11-25
Minute Maid Park.....	21-25
Two-Game Sweeps.....	1-3
Marlins at Home.....	1 (August 4-5, 1997)
Astros at Home.....	2 (last, April 16-17, 2007)
Astros on Road.....	1 (August 20-21, 1999)
Three-Game Sweeps.....	4-4
Marlins at Home.....	3 (last, September 16-18, 2008)
Marlins on Road.....	1 (July 25-27, 2014)
Astros at Home.....	3 (last, May 2-4, 2003)
Astros on Road.....	1 (April 30 - May 1, 1999)
Four-Game Sweeps.....	2-0
Marlins at Home.....	2 (July 7-10, 2011)
Game Miscellaneous	
Most Runs Scored.....	15; 7/15/06
Most Runs Allowed.....	14; 8/12/09
Largest Margin of Victory.....	12; 9/17/08
Largest Margin of Defeat.....	12; 7/15/06

FRONT OFFICE

FIELD STAFF

PLAYERS

CLUB HISTORY

SEASON IN REVIEW


OPPONENTS

GENERAL INFORMATION

LOS ANGELES ANGELS - ANGEL STADIUM (OPENED 1966 - 45,517)

AL WEST - 2023 FINISH: 73-89 (4TH)

MANAGER: RON WASHINGTON (1ST SEASON)




All-Time Series.....	10-12
2023 Season Series.....	3-0
All-Time Winning Streak.....	3 (5/26 - 5/28/23)
All-Time Losing Streak.....	4; 6/7/03 - 6/18/15
By Venue	
Home.....	5-6
Road.....	5-6
Sun Life Stadium.....	2-4
Marlins Park.....	2-1
loanDepot park.....	1-1
Angel Stadium.....	5-6
Two-Game Sweeps.....	0-1
Angels at Home.....	1 (April 11-12, 2022)
Three-Game Sweeps.....	1-0
Marlins on Road.....	1 (May 26-28, 2023)
Game Miscellaneous	
Most Runs Scored.....	9; 5/28/17
Most Runs Allowed.....	9; 6/7/13
Largest Margin of Victory.....	7; 5/28/17
Largest Margin of Defeat.....	7; 6/7/03

MINNESOTA TWINS - TARGET FIELD (OPENED 2010 - 38,544)

AL CENTRAL - 2023 FINISH: 87-75 (1ST)

MANAGER: ROCCO BALDELLI (6TH SEASON)




All-Time Series.....	9-10
2019 Season Series.....	2-1
By Venue++	
Home.....	6-5
Road.....	3-5
Sun Life Stadium.....	1-2
Marlins Park.....	3-2
loanDepot park.....	2-1
Metrodome.....	1-2
Target Field.....	2-3
Two-Game Sweeps.....	1-0
Marlins at Home.....	1 (June 25-26, 2013)
Game Miscellaneous	
Most Runs Scored.....	10; 6/9/16
Most Runs Allowed.....	12; 6/7/02
Largest Margin of Victory.....	7; 6/9/16
Largest Margin of Defeat.....	10 (2x); last, 4/3/23

NEW YORK YANKEES - YANKEE STADIUM (OPENED 2009 - 54,251)

AL EAST - 2023 FINISH: 82-80 (4TH)

MANAGER: AARON BOONE (7TH SEASON)




All-Time Series.....	17-20
2023 Season Series.....	2-1
All-Time Winning Streak.....	4; 6/20/09 - 6/16/15
All-Time Losing Streak.....	5 (6/5/98 - 6/12/99)
By Venue	
Home.....	12-10
Road.....	5-10
Sun Life Stadium.....	7-5
Marlins Park.....	3-1
loanDepot park.....	2-4
Yankee Stadium (old).....	2-6
Yankee Stadium (new).....	3-4
Three-Game Sweeps.....	0-2
Yankees at Home.....	1 (June 5-7, 1998)
Yankees on Road.....	1 (July 30- August 1, 2021)
Game Miscellaneous	
Most Runs Scored.....	12; 6/16/15
Most Runs Allowed.....	12; 4/16/18
Largest Margin of Victory.....	10 (2x); last, 6/16/15
Largest Margin of Defeat.....	11; 4/16/18

OAKLAND ATHLETICS - OAKLAND COLISEUM (OPENED 1968 - 46,847)

AL WEST - 2023 FINISH: 50-112 (5TH)

MANAGER: MARK KOTSAY (3RD SEASON)



All-Time Series.....	13-9
2023 Season Series.....	3-0
All-Time Winning Streak.....	4; 6/13/17 - 8/23/22
All-Time Losing Streak.....	3; 6/27/14 - 6/29/14
By Venue	
Home.....	7-4
Road.....	6-5
Sun Life Stadium.....	2-1
Marlins Park.....	2-3
loanDepot park.....	3-0
Oakland Coliseum.....	6-5
Two-Game Sweeps.....	1-0
Marlins at Home.....	1 (June 13-14, 2017)
Three-Game Sweeps.....	1-1
Marlins at Home.....	1 (June 2-4, 2023)
Athletics on Road.....	1 (June 27-29, 2014)
Game Miscellaneous	
Most Runs Scored.....	13; 6/3/03
Most Runs Allowed.....	9 (2x); last, 5/23/17
Largest Margin of Victory.....	11 (2x); last, 6/3/23
Largest Margin of Defeat.....	6; 6/22/08

FRONT OFFICE

FIELD STAFF

PLAYERS

CLUB HISTORY

SEASON IN REVIEW

OPPONENTS

GENERAL INFORMATION

SEATTLE MARINERS - T-MOBILE PARK (OPENED 1999 - 47,943)

AL WEST - 2023 FINISH: 88-74 (3RD)

MANAGER: SCOTT SERVAIS (9TH SEASON)

All-Time Series.....	11-10
2023 Season Series.....	1-2
All-Time Winning Streak.....	3; 4/18/14 - 4/20/14
All-Time Losing Streak.....	3; 5/1/22 - 6/13/23
By Venue	
Home.....	6-3
Road.....	5-7
Sun Life Stadium.....	1-2
Marlins Park.....	3-0
loanDepot park.....	2-1
T-Mobile Park.....	5-7
Three-Game Sweeps.....	1-0
Marlins at Home.....	1 (April 18-20, 2014)
Game Miscellaneous	
Most Runs Scored.....	8 (3x); last, 4/29/22
Most Runs Allowed.....	10; 4/19/17
Largest Margin of Victory.....	7; 4/19/14
Largest Margin of Defeat.....	8; 6/9/05

TAMPA BAY RAYS - TROPICANA FIELD (OPENED 1990 - 42,735)

AL EAST - 2023 FINISH: 99-63 (2ND)

MANAGER: KEVIN CASH (10TH SEASON)

All-Time Series.....	59-78
2023 Season Series.....	1-3
All-Time Winning Streak.....	7; 7/4/04 - 6/26/05
All-Time Losing Streak.....	9; 7/22/18 - 9/4/20
By Venue	
Home.....	32-38
Road.....	27-40
Sun Life Stadium.....	25-16
Marlins Park.....	6-16
loanDepot park.....	1-6
Tropicana Field.....	27-40
Two-Game Sweeps.....	4-8
Marlins at Home.....	2 (last, June 2-3, 2014)
Marlins on Road.....	2 (last, May 25-26, 2016)
Rays at Home.....	3 (last, August 30-31, 2022)
Rays on Road.....	5 (last, Aug. 29-30, 2023)
Three-Game Sweeps.....	6-8
Marlins at Home.....	3 (last, May 20-22, 2005)
Marlins on Road.....	3 (last, May 18-20, 2007)
Rays at Home.....	5 (last, Sept 24-26, 2021)
Rays on Road.....	3 (last, August 28-30, 2020)
Game Miscellaneous	
Most Runs Scored.....	14 (2x); last, 6/11/10
Most Runs Allowed.....	15 (2x); last, 5/22/09
Largest Margin of Victory.....	11; 6/16/01
Largest Margin of Defeat.....	13; 5/22/09

TEXAS RANGERS - GLOBE LIFE FIELD (OPENED 2020 - 40,300)

AL WEST - 2023 FINISH: 90-72 (2ND)

MANAGER: BRUCE BOCHY (2ND SEASON)

All-Time Series.....	11-17
2023 Season Series.....	0-3
All-Time Winning Streak.....	3; 7/2/11 - 6/10/14
All-Time Losing Streak.....	5; 6/12/05 - 7/1/11
By Venue	
Home.....	4-10
Road.....	7-7
Sun Life Stadium.....	2-7
Marlins Park.....	1-1
loanDepot park.....	1-2
Globe Life Park.....	7-4
Globe Life Field.....	0-3
Three-Game Sweeps.....	0-3
Rangers at Home.....	1 (Aug. 4-6, 2023)
Rangers on Road.....	2 (last, June 15-17, 2010)
Game Miscellaneous	
Most Runs Scored.....	22; 7/26/17
Most Runs Allowed.....	15; 7/1/11
Largest Margin of Victory.....	12; 7/26/17
Largest Margin of Defeat.....	11; 6/14/03

TORONTO BLUE JAYS - ROGERS CENTRE (OPENED 1989 - 53,506)

AL EAST - 2023 FINISH: 89-73 (3RD)

MANAGER: JOHN SCHNEIDER (3RD SEASON)

All-Time Series.....	22-19
2023 Season Series.....	1-2
All-Time Winning Streak.....	8; 6/9/01 - 6/14/09
All-Time Losing Streak.....	5; 9/2/20 - 6/23/21
By Venue	
Home.....	11-11
Road.....	11-8
Sun Life Stadium.....	7-2
Marlins Park.....	3-5
loanDepot park.....	1-4
Rogers Centre.....	10-5
Sahlen Field.....	1-3
Two-Game Sweeps.....	1-1
Blue Jays at Home.....	1 (last, June 1-2, 2021)
Blue Jays on Road.....	1 (last, June 22-23, 2021)
Three-Game Sweeps.....	3-1
Marlins at Home.....	1 (last, June 16-18, 2006)
Marlins on Road.....	2 (last, June 12-14, 2009)
Blue Jays at Home.....	1 (last, June 8-10, 2015)
Game Miscellaneous	
Most Runs Scored.....	14; 8/12/20
Most Runs Allowed.....	12; 6/22/12
Largest Margin of Victory.....	11; 6/19/23
Largest Margin of Defeat.....	8; 6/8/15

FRONT OFFICE

FIELD STAFF

PLAYERS

CLUB HISTORY

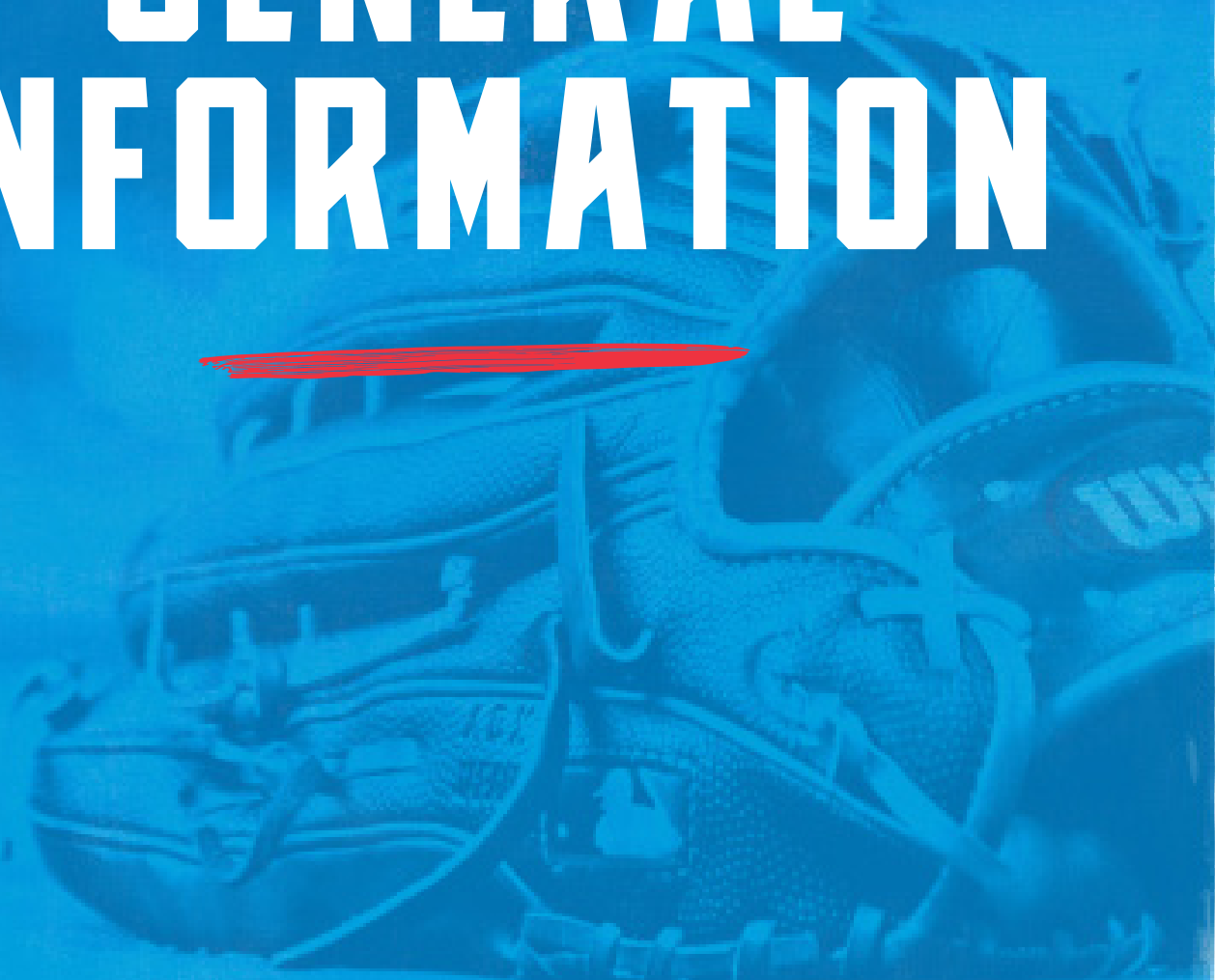
SEASON IN REVIEW

OPPONENTS

GENERAL INFORMATION



GENERAL INFORMATION



MEDIA INFORMATION

CREDENTIALING

- + All daily applications must be received through the MLB credentialing system (credentials.mlb.com) at least 24 hours in advance. No exceptions will be made. For additional questions about credentialing, please contact Gali Sharoni (GSharoni@Marlins.com).

BALLPARK ENTRANCE/FACILITY GUIDELINES

- + Media members will be permitted to enter loanDepot park four-and-a-half hours prior to first pitch.
- + Media members will enter loanDepot park through Gate 8 on the perimeter (located on NW 4th St near the southwest corner of the ballpark) where you will undergo touchless screening before proceeding to the Media Entrance on the West Plaza. All credential distribution takes place at the Media Entrance inside the West Plaza.
- + By receiving a media credential, a media member agrees to adhere to all Major League Baseball and Miami Marlins rules.
- + TV Production members may pick up their credentials for early entry at the Command Center outside the Bobby Maduro Entrance.

PARKING

- + Media should park in the First Base Garage, located on the southwest corner of the ballpark. It is recommended that media enter the garage from the south side off the intersection of 3rd St. and 15th Ave.
- + The First Base Garage features free-flow parking. You may pay for parking in advance or when you arrive using the pay-by-phone app, by simply inputting your license plate.

PRESS BOX

- + The Press Box is located on the 6th floor and can be accessed via the media elevator. Working media will be assigned a seat in the loanDepot park Press Box. Please contact the Marlins Communications Department for any additional requests.

WIRELESS INTERNET

Login: MLBPress
Password: Hom3Run!

DINING

- + Media dining is available for purchase in the press box, including the ice cream machine, for \$13 using electronic payment options only. Ice cream is only included with the purchase of a meal. Sodas and coffee are complimentary.
- + Select concession stands inside loanDepot park are also accessible for mobile ordering/pickup using the QR Code at each press box seat.

CLUBHOUSES

- + Both the home and visiting clubhouse are located on the Field Level and can be accessed via the media elevator. The Marlins clubhouse is located on the 3rd base side while the visiting clubhouse is on the 1st base side. Still photographers are not permitted in the clubhouse. Training and weight rooms, as well as the club dining areas, are closed to everyone except players and club officials.
- + The Marlins clubhouse will open for one hour beginning three-and-a-half hours prior to game time, and will re-open 10 minutes following the conclusion of the game.

INTERVIEWS

- + Media members requesting any one-on-one interviews are asked to arrange them with a member of the Marlins Communications staff with as much notice as possible.

LOCAL TELEVISION OUTLETS

- + Video cameras are permitted inside the clubhouse.
- + Any live shots on the field or inside the ballpark must be completed by a half hour prior to first pitch.
- + Seating will be arranged in the main press box if available. However, writing media will receive seating priority.
- + Roaming the ballpark and filming any game action or fan interviews without prior permission is strictly prohibited.

STILL PHOTOGRAPHERS

- + Workrooms are available on the 1st base and 3rd base tunnels. Photographers sending to wire services or on deadline are given priority. Photographers may store their equipment in these rooms.
- + Remote cameras will be permitted in select locations, but must be placed when players are not present in dugouts. Placement of remote cameras must be approved by the Marlins Communications Staff.
- + For additional questions or information, please contact Jasen Vinlove (305-310-2568 / JVinlove@Marlins.com).

ROAD GAMES

- + Media wishing to cover the Marlins on the road MUST apply for credentials with the home team. Please notify the Marlins Communications staff at least 72 hours in advance of any Marlins road game you wish to cover.

IMPORTANT MEDIA NUMBERS

Taxi Services

Miami: 305-444-4444
Fort Lauderdale: 954-777-7777
UBER lot on Orange Bowl Way
(NW 14th Ave.)

Rental Car Information

Alamo: 305-633-6076
Budget: 305-871-2722
Hertz: 954-760-4719
Dollar: 305-887-6000

Airline Information

American: 800-433-7300
Airtran: 800-247-8726
Delta: 800-221-1212
Jet Blue: 800-538-2583
Southwest: 800-435-9792
United: 800-523-3273
US Airways: 800-428-4322

Airports

Miami International: 305-876-7000
– 5 miles from loanDepot park
Fort Lauderdale: 866-435-9355
– 24.5 miles from loanDepot park

FRONT OFFICE

FIELD STAFF

PLAYERS

CLUB HISTORY

SEASON IN REVIEW

OPPONENTS

GENERAL INFORMATION

INFORMACIÓN PARA LOS MEDIOS

CREDENCIALES

- + Todas las solicitudes diarias deben ser recibidas a través del sistema de acreditación de MLB (credentials.mlb.com) con al menos 24 horas de anticipación. No se harán excepciones. Para preguntas adicionales sobre acreditación, por favor contacte a Gali Sharoni (GSharoni@Marlins.com).

GUIAS PARA ENTRADA/INSTALACIONES DEL ESTADIO

- + Se permitirá la entrada de los miembros de los medios al loanDepot Park cuatro horas y media antes del primer lanzamiento.
- + Los miembros de los medios ingresarán al loanDepot Park a través de la Puerta 8 en el perímetro (ubicada en NW 4th St cerca de la esquina suroeste del estadio), donde serán sometidos a un control sin contacto antes de dirigirse a la Entrada de Medios en el West Plaza. La distribución de credenciales se realiza en la Entrada de Medios dentro del West Plaza.
- + Al recibir una credencial de medios, el miembro de los medios acepta adherirse a todas las reglas de Major League Baseball y los Miami Marlins.
- + Los miembros del equipo de producción de televisión pueden recoger sus credenciales para la entrada temprana en el Centro de Comando fuera de la Entrada Bobby Maduro.

ESTACIONAMIENTO

- + Los medios deben estacionar en el Garaje de la Primera Base, ubicado en la esquina suroeste del estadio. Se recomienda que los medios ingresen al garaje desde el lado sur en la intersección de 3rd St. y 15th Ave.
- + El Garaje de la Primera Base ofrece estacionamiento de flujo libre. Puede pagar por el estacionamiento por adelantado o cuando llegue utilizando la aplicación de pago por teléfono, simplemente ingresando su placa de matrícula.

PALCO DE PRENSA

- + El Palco de Prensa está ubicado en el 6to piso y se puede acceder a través del ascensor de medios. A los medios de trabajo se les asignará un asiento en el Palco de Prensa del loanDepot Park. Por favor, comuníquese con el Departamento de Comunicaciones de los Marlins para cualquier solicitud adicional.

INTERNET INALÁMBRICO

Usuario: MLBPress
Contraseña: Hom3Run!

COMIDAS

- + Hay comidas para los medios disponibles para su compra en el palco de prensa, incluida la máquina de helados, por \$13 usando solo opciones de pago electrónico. El helado solo está incluido con la compra de una comida. Los refrescos y el café son gratuitos.
- + También se pueden acceder a ciertos puestos de comida dentro del loanDepot Park para hacer pedidos/recoger mediante el código QR en cada asiento del palco de prensa.

VESTUARIOS

- + Tanto el vestuario local como el visitante están ubicados en el Nivel del Campo y se pueden acceder a través del ascensor de medios. El vestuario de los Marlins está ubicado en el lado de la 3ra base, mientras que el vestuario visitante está en el lado de la 1ra base. Los fotógrafos no tienen permitido entrar al vestuario. Las salas de entrenamiento, así como las áreas de comedor, están cerradas para todos excepto jugadores y funcionarios del club.
- + El vestuario de los Marlins abrirá tres horas y media antes del juego por una hora y volverá a abrir 10 minutos después del juego.

ENTREVISTAS

- + Los miembros de los medios que soliciten entrevistas individuales deben coordinarlas con un miembro del personal de Comunicaciones de los Marlins con la mayor anticipación posible.

CANALES DE TELEVISIÓN LOCALES

- + Las cámaras de video están permitidas dentro del vestuario.
- + Cualquier transmisión en vivo en el campo o dentro del estadio debe completarse media hora antes del primer lanzamiento.
- + La disposición de los asientos se organizará en el palco de prensa principal si están disponibles. Sin embargo, los medios escritos recibirán prioridad en los asientos.
- + Está estrictamente prohibido recorrer el estadio y filmar cualquier acción del juego o entrevistas con fanáticos sin permiso previo.

FOTÓGRAFOS

- + Hay salas de trabajo disponibles en los túneles de la 1ra base y la 3ra base. Los fotógrafos que envíen fotos a servicios de cable o estén trabajando con plazos límite tendrán prioridad. Los fotógrafos pueden almacenar su equipo en estas salas.
- + Se permitirán cámaras remotas en ubicaciones seleccionadas, pero deben colocarse cuando los jugadores no estén presentes en los dugouts. La ubicación de las cámaras remotas debe ser aprobada por el personal de Comunicaciones de los Marlins.
- + Para preguntas adicionales o información, por favor contacte a Jasen Vinlove (305-310-2568 / JVinlove@Marlins.com).

JUEGOS FUERA DE CASA

- + Los medios que deseen cubrir a los Marlins en juegos fuera de casa DEBEN solicitar credenciales con el equipo local. Por favor, notifique al personal de Comunicaciones de los Marlins al menos 72 horas antes de cualquier juego fuera de casa de los Marlins que desee cubrir.

NUMEROS IMPORTANTES

Servicios de Taxis

Miami: 305-444-4444
Fort Lauderdale: 954-777-7777
UBER lot on Orange Bowl Way
(NW 14th Ave.)

Información de Coches de Alquiler

Alamo: 305-633-6076
Budget: 305-871-2722
Hertz: 954-760-4719
Dollar: 305-887-6000

Información de Aerolíneas

American: 800-433-7300
Airtran: 800-247-8726
Delta: 800-221-1212
Jet Blue: 800-538-2583
Southwest: 800-435-9792
United: 800-523-3273
US Airways: 800-428-4322

Aeropuertos

Miami International: 305-876-7000
- 5 millas de loanDepot park
Fort Lauderdale: 866-435-9355
- 24.5 milla de loanDepot park

FRONT OFFICE

FIELD STAFF

PLAYERS

CLUB HISTORY

SEASON IN REVIEW

OPPONENTS

GENERAL INFORMATION

MARLINS BROADCASTING INFORMATION



PAUL SEVERINO

BALLY SPORTS FLORIDA PLAY-BY-PLAY ANNOUNCER

- Bally Sports Florida’s Paul Severino enters his seventh season as the TV play-by-play voice of the Marlins in 2023. He won regional Emmy Awards in 2022 for his season-long coverage and for the Marlins’ Dominican Heritage Night broadcast.
- Severino joined the broadcast from MLB Network, where he served as play-by-play announcer for game telecasts, including MLB Network Showcase and the World Baseball Classic. During his seven years there, he hosted every studio show in MLB Network’s lineup, highlighted by the Emmy Award-winning “MLB Tonight.” Severino’s broadcast experience extends beyond the diamond, having been a studio host and play-by-play announcer for NHL Network. Prior to that, he served as an anchor and host across ESPN’s programming, including anchoring “SportsCenter,” ESPNNews, and ESPN.com.
- He is a Bristol, Connecticut native and proud graduate of Endicott College in Beverly, Massachusetts.

FRONT OFFICE

FIELD STAFF

PLAYERS

CLUB HISTORY

SEASON IN REVIEW

OPPONENTS

GENERAL INFORMATION



KELLY SACO
IN-GAME REPORTER & SHOW HOST/PRODUCER



JESSICA BLAYLOCK
PRE/POSTGAME HOST & IN-GAME REPORTER



CRAIG MINERVINI
PRE/POSTGAME HOST & IN-GAME REPORTER



TOMMY HUTTON
ANALYST



GABY SANCHEZ
ANALYST



ROD ALLEN
ANALYST



JEREMY TACHÉ
DIGITAL HOST/PRODUCER



JEFF NELSON
ANALYST

MARLINS BROADCASTING INFORMATION



KYLE SIELAFF

LEAD PLAY-BY-PLAY ANNOUNCER



- Kyle Sielaff enters his 12th season with the Marlins Radio Network, and his second as the lead play-by-play voice of the franchise.
- Sielaff's recognizable voice previously hosted Marlins On Deck, as well as the Marlins Inside Corner radio program, and team podcasts, in addition to calling select Marlins spring training and regular season games.
- Hailing from Trumansburg, N.Y., he graduated from the University of Miami with degrees in Broadcast Journalism and Sports Administration, calling games for Miami Hurricanes men's and women's basketball, volleyball, and baseball on ACC Network Extra.



STEPHEN STROM

PREGAME HOST

- Stephen Strom continues in his second season as the Marlins Radio pregame/studio host.
- Strom previously worked as Broadcast Assistant with the Miami Heat on TV and the radio side since moving to Miami after his graduation from Kean University in 2020, where he played collegiate basketball.
- Other experiences include freelance play-by-play announcing at Florida International University, Nova Southeastern University, and at Princeton University, where he also was a pre/postgame host. In 2018, Strom interned at SiriusXM for Chris "Mad Dog" Russo.

FRONT OFFICE

FIELD STAFF

MARLINS ENGLISH BROADCAST HISTORY

YEAR	TELEVISION	RADIO
1993	Jay Randolph, Gary Carter	Joe Angel, Dave O' Brien
1994	Jay Randolph, Gary Carter	Joe Angel, Dave O' Brien
1995	Jay Randolph, Gary Carter	Joe Angel, Dave O' Brien
1996	Jay Randolph, Gary Carter	Joe Angel, Dave O' Brien
1997	Jay Randolph, Tommy Hutton, Joe Angel, Dave O' Brien	Joe Angel, Dave O' Brien
1998	Jay Randolph, Tommy Hutton, Joe Angel, Dave O' Brien	Joe Angel, Dave O' Brien
1999	Jay Randolph, Tommy Hutton, Joe Angel, Dave O' Brien	Joe Angel, Dave O' Brien, Jon "Boog" Sciambi
2000	Jay Randolph, Tommy Hutton, Joe Angel, Dave O' Brien	Joe Angel, Dave O' Brien, Jon "Boog" Sciambi
2001	Dave O' Brien, Tommy Hutton	Dave Van Horne, Jon "Boog" Sciambi
2002	Len Kasper, Tommy Hutton	Dave Van Horne, Jon "Boog" Sciambi
2003	Len Kasper, Tommy Hutton	Dave Van Horne, Jon "Boog" Sciambi
2004	Len Kasper, Tommy Hutton	Dave Van Horne, Jon "Boog" Sciambi
2005	Rich Waltz, Tommy Hutton	Dave Van Horne, Allen "Roxy" Bernstein
2006	Rich Waltz, Tommy Hutton	Dave Van Horne, Allen "Roxy" Bernstein
2007	Rich Waltz, Tommy Hutton	Dave Van Horne, Allen "Roxy" Bernstein
2008	Rich Waltz, Tommy Hutton	Dave Van Horne, Glenn Geffner
2009	Rich Waltz, Tommy Hutton	Dave Van Horne, Glenn Geffner
2010	Rich Waltz, Tommy Hutton	Dave Van Horne, Glenn Geffner
2011	Rich Waltz, Tommy Hutton	Dave Van Horne, Glenn Geffner
2012	Rich Waltz, Tommy Hutton	Dave Van Horne, Glenn Geffner
2013	Rich Waltz, Tommy Hutton	Dave Van Horne, Glenn Geffner
2014	Rich Waltz, Tommy Hutton	Dave Van Horne, Glenn Geffner
2015	Rich Waltz, Tommy Hutton	Dave Van Horne, Glenn Geffner
2016	Rich Waltz, Al Leiter, Eduardo Perez, Preston Wilson	Dave Van Horne, Glenn Geffner
2017	Rich Waltz, Todd Hollandsworth	Dave Van Horne, Glenn Geffner
2018	Paul Severino, Todd Hollandsworth	Dave Van Horne, Glenn Geffner
2019	Paul Severino, Todd Hollandsworth	Dave Van Horne, Glenn Geffner, Kyle Sielaff
2020	Paul Severino, Todd Hollandsworth	Dave Van Horne, Glenn Geffner, Kyle Sielaff
2021	Paul Severino, Todd Hollandsworth	Dave Van Horne, Glenn Geffner, Kyle Sielaff
2022	Paul Severino, JP Arencibia, Tommy Hutton, Jeff Nelson, and Gaby Sanchez	Glenn Geffner, Kyle Sielaff
2023	Paul Severino, Tommy Hutton, Rod Allen, Jeff Nelson, and Gaby Sanchez	Kyle Sielaff, Stephen Strom

PLAYERS

CLUB HISTORY

SEASON IN REVIEW

OPPONENTS

GENERAL INFORMATION



**LUIS "YIKY"
QUINTANA**
SPANISH PLAY-BY-PLAY ANNOUNCER



FRONT OFFICE

- Yiky Quintana returns for his 23rd full season as the Marlins' Spanish play-by-play announcer. Besides radio, Quintana serves as the main sports anchor/producer for WJAN41 América Teve in Miami.
- Quintana has more than 30 years of broadcasting experience. He began his career as a journalist writing for several Cuban national sports magazines and newspapers. Over the airwaves, Quintana served as a commentator and play-by-play announcer for the providence of Las Villas' radio network. He worked for TV Cubana (1980-1993) as a sports commentator and play-by-play announcer for several national and international championships including baseball, volleyball, basketball, and boxing.
- After acquiring political asylum from the Venezuelan Republic, Quintana worked as sports analyst and play-by-play announcer for Cadena Super Suave as well as serving as the official play-by-play announcer for the "Tigres de Aragua" of the Venezuelan Professional Baseball League.

FIELD STAFF

- Quintana was selected by fans as the Most Popular Sports Commentator as well as one of the 10 Most Popular Artists in Cuba. He is also a member of the National Cuban Hall of Fame (Class of 2007) for his contributions to the sports journalism field and was named the Miami Life Awards Sports Broadcaster of the Year in 2008 & 2009. He was awarded the Premio Revista Carteles XXVIII edition as the "Best Sports Announcer in 2016.
- Quintana received his bachelor's degree in Physical Education and Sports, with a specialization in baseball, from Instituto Superior de Cultura Física. Quintana also served as pitching coach for several baseball national championships in Cuba.
- Yiki and his wife, Lizet, reside in Miami, Fla.

PLAYERS



**JOSÉ LUIS
NÁPOLES**
SPANISH PLAY-BY-PLAY ANNOUNCER

CLUB HISTORY

- José Luis Nápoles enters his eighth season as a radio voice for WAQI. In addition to his radio duties, he is the lead sports anchor for WLTW, Univision of South Florida. José Luis began his career at Univision 23 in 2006.

SEASON IN REVIEW

- Born in Villa Clara, Cuba, he began studying and developing his professional life in radio and television. In different stages of his life he has practiced intensely different sports disciplines. When he finished his pre-university studies, José Luis began studying at the physical culture branch of the city of Santa Clara, where he graduated with a degree in Sports and Physical Culture in 1996. After that, he began to venture into the field of broadcasting, animation, and sports narration. He completed several training courses in techniques of voice over, sports narration, and social communication. In 2004, José Luis began working as a sports commentator and news anchor in Miami.
- José Luis has a true passion for live sports, and loves reporting on the players and the games. He is a fan of soccer and baseball. He had the opportunity to cover the Miami Heat championships in 2012 and 2013.
- José Luis lives in Miami, Fla. with his wife.

OPPONENTS

GENERAL INFORMATION

MARLINS SPANISH BROADCAST HISTORY

YEAR	TELEVISION (SAP)	RADIO
1993	None	Felo Ramírez, Manolo Álvarez
1994	None	Felo Ramírez, Manolo Álvarez
1995	None	Felo Ramírez, Manolo Álvarez
1996	None	Felo Ramírez, Manolo Álvarez
1997	None	Felo Ramírez, Manolo Álvarez
1998	None	Felo Ramírez, Manolo Álvarez
1999	None	Felo Ramírez, Jesus "Chu" Diaz
2000	None	Felo Ramírez, Angel "Tito" Rodríguez
2001	None	Felo Ramírez, Angel "Tito" Rodríguez
2002	None	Felo Ramírez, Luis "Yiky" Quintana
2003	Cookie Rojas, Raul Striker, Jr.	Felo Ramírez, Luis "Yiky" Quintana
2004	Cookie Rojas, Raul Striker, Jr.	Felo Ramírez, Luis "Yiky" Quintana
2005	Cookie Rojas, Raul Striker, Jr.	Felo Ramírez, Luis "Yiky" Quintana
2006	Cookie Rojas, Raul Striker, Jr.	Felo Ramírez, Luis "Yiky" Quintana
2007	Cookie Rojas, Raul Striker, Jr.	Felo Ramírez, Luis "Yiky" Quintana
2008	Cookie Rojas, Raul Striker, Jr.	Felo Ramírez, Luis "Yiky" Quintana
2009	Cookie Rojas, Raul Striker, Jr.	Felo Ramírez, Luis "Yiky" Quintana
2010	Cookie Rojas, Raul Striker, Jr.	Felo Ramírez, Luis "Yiky" Quintana
2011	Cookie Rojas, Raul Striker, Jr.	Felo Ramírez, Luis "Yiky" Quintana
2012	Cookie Rojas, Raul Striker, Jr.	Felo Ramírez, Luis "Yiky" Quintana
2013	Cookie Rojas, Raul Striker, Jr.	Felo Ramírez, Luis "Yiky" Quintana
2014	Raul Striker, Jr.	Felo Ramírez, Luis "Yiky" Quintana
2015	Raul Striker, Jr.	Felo Ramírez, Luis "Yiky" Quintana
2016	Raul Striker, Jr.	Felo Ramírez, Luis "Yiky" Quintana
2017	None	Felo Ramírez, Luis "Yiky" Quintana, Jose Luis Napoles
2018	None	Luis "Yiky" Quintana, Jose Luis Napoles, Alberto Ferreiro
2019	None	Luis "Yiky" Quintana, Jose Luis Napoles, Alberto Ferreiro
2020	None	Luis "Yiky" Quintana, Jose Luis Napoles
2021	None	Luis "Yiky" Quintana, Jose Luis Napoles
2022	None	Luis "Yiky" Quintana, Jose Luis Napoles
2023	None	Luis "Yiky" Quintana, Jose Luis Napoles

FRONT OFFICE

FIELD STAFF

PLAYERS

CLUB HISTORY

SEASON IN REVIEW

OPPONENTS

GENERAL INFORMATION

RADIO AFFILIATES



WINZ 940 AM/94.9 HD2 FM
MIAMI/FT. LAUDERDALE (FLAGSHIP)



WAVK 97.7 FM
THE FLORIDA KEYS



WSTU 1450 AM
STUART



WBZT 1230 AM
WEST PALM BEACH



WIXC 1060 AM
TITUSVILLE

MARLINS COMMUNICATIONS STAFF



JON ERIK
ALVAREZ

SENIOR DIRECTOR, PR & COMMUNICATIONS



WILLIAM
NADAL

MANAGER, BASEBALL COMMUNICATIONS



LUIS
DORANTE

PLAYER RELATIONS & SPANISH MEDIA LIAISON - SPANISH TRANSLATOR



GALI
SHARONI

COORDINATOR, MEDIA RELATIONS



NICK
GROSSMAN

SPECIALIST, BUSINESS COMMUNICATIONS

FRONT OFFICE

FIELD STAFF

PLAYERS

CLUB HISTORY

SEASON IN REVIEW

OPPONENTS

GENERAL INFORMATION

SPRING TRAINING INFORMATION




Roger Dean CHEVROLET STADIUM

4751 Main Street
Jupiter, FL 33458
(561)775-1818

The Miami Marlins enter their 22ND Spring Training at Jupiter's Roger Dean Chevrolet Stadium, approximately one and a half hours north of the Club's regular season home of loanDepot park. The complex is located on approximately 110 acres within the Abacoa Community. Abacoa is located on Donald Ross Road, approximately 1/4 mile east of Interstate 95. The Marlins share the Palm Beach County facility with the St. Louis Cardinals, one of only two multiple-team Spring Training sites in the Grapefruit League.

Roger Dean Chevrolet Stadium was named the Professional Baseball Field of the Year by the Sports Turf Managers Association in 2011.

In 2003, Baseball America recognized Roger Dean Chevrolet Stadium as baseball's fifth-best spring training facility.

The Marlins begin their 32ND Spring Training on Saturday, February 24, when they open their Grapefruit League slate as visitors to the St. Louis Cardinals, the first of seven games between the cohabitants. Miami will play 19 total games at the Dean, including 6:40 p.m. contests against the New York Yankees (March 4) and New York Mets (March 8). The Marlins spent their inaugural Spring Training at the Cocoa Expo Center in Cocoa Beach and played nine years (1994-2002) at Space Coast Stadium in Viera (Melbourne).

The \$28 million state-of-the-art complex opened on February 28, 1998 and accommodates 6,839 fans with luxury suite seats, reserved box seats, bleachers, and bullpen seating area in right field. The facility has undergone a series of upgrades in recent seasons, beginning with a new high-definition video board in 2012, reconfigured seats and new sound system in 2015, the addition of the Bullpen Club in 2016, and shade panels installed prior to the 2017 Spring season. Fans will have the opportunity to sit in the Bullpen Club, a 135-seat area that includes table-top seating for a community feel next to the visitor's bullpen. The six air-conditioned luxury suites provide 320 square feet of interior entertainment, including a wet bar, refrigerator, sink, ice maker, color television with DVD, sofa, bar stools, and additional seats. Each suite has seating for 12 (outdoors) and is available with a private entrance and elevator access. Prior to the 2018 Spring Training season, all suites at Roger Dean Chevrolet Stadium underwent a modernization by local design company V-Starr.

Following Spring Training, the complex is the home of the Single-A Jupiter Hammerheads (Miami affiliate) and the Palm Beach Cardinals (St. Louis affiliate) of the Florida State League.

Offices for the Marlins Communications Department and the media workroom are located in the Marlins executive offices, beyond the left field wall at Roger Dean Chevrolet Stadium. The Press Dining area is located in the main press box area. Admission to all Marlins Spring Training games requires either a Major League Baseball Spring Training credential, a BBWAA card, or a Marlins season or daily Spring Training credential.

PREGAME TIMING	
1:10 P.M. GAME	
11:10-12:10	Visiting Batting Practice
12:10-12:20	Marlins Infield
12:20-12:30	Visiting Infield
12:30-1:00	Grounds Crew
7:10 P.M. GAME	
5:10-6:10	Visiting Batting Practice
6:10-6:20	Marlins Infield
6:20-6:30	Visiting Infield
6:30-7:00	Grounds Crew

ROGER DEAN CHEVROLET STADIUM OPERATIONS

FRONT OFFICE

General Manager, Jupiter Stadium, Ltd. Mike Bauer
Assistant GM and Director of Sales Nick Bernabe
Assistant GM and Director of Operations Andrew Seymour
Director of Finance & Administration Pam Sartory
Accounting / HR Administrator Lynn Besaw
Stadium Assistant, Front Desk Felicia Lorenski

SALES AND MARKETING

Media Relations & Marketing ManagerRyer Gardenswartz
Corporate Partnerships Manager Rachel Duewer
Group Sales Coordinator Brennah Sanders

TICKET OFFICE

Ticket Office Manager Amanda Seimer

STADIUM OPERATIONS

Director of Grounds & Maintenance Jordan Treadway
Head Groundskeeper Mitchell Moenster
Building Manager Walter Herrera
Event Operations Coordinator Justin Valverde

MERCHANDISE

Assistant Merchandise Manager Gavin Moretz

FRONT OFFICE

FIELD STAFF

PLAYERS

CLUB HISTORY

SEASON IN REVIEW

OPPONENTS

GENERAL INFORMATION

SPRING TRAINING ATTENDANCE

MARLINS ALL-TIME SPRING TRAINING RESULTS

YEAR	W-L	HOME	ROAD	HOME	AVG.	ROAD	AVG.
1993#	14-17-0	9-6-0	5-11-0	94,867	6,324	85,105	5,319
1994	13-18-0	6-10-0	7-8-0	113,239	7,549	82,267	5,484
1995	13-22-1	8-9-0	5-13-1	61,483	3,617	33,856	1,782
1996	9-22-1	5-11-0	4-11-1	108,329	6,771	67,296	4,206
1997	26-5-0	13-2-0	13-3-0	103,254	6,884	78,272	5,856
1998	11-17-0	5-9-0	6-8-0	84,046	6,146	91,322	6,523
1999	11-18-1	3-10-1	8-8-0	75,050	5,361	59,894	3,743
2000	11-19-0	7-8-0	4-11-0	93,672	6,245	74,630	4,975
2001	16-12-0	9-5-0	7-7-0	76,945	5,496	59,983	4,285
2002	10-18-4	5-10-2	5-8-2	69,395	4,082	68,233	4,549
2003	14-16-0	6-8-0	8-8-0	54,248	3,875	64,037	4,002
2004	16-13-3	9-5-2	7-8-1	83,966	5,598	81,800	5,843
2005	11-20-1	4-10-1	7-10-0	86,374	5,758	102,484	6,028
2006	19-9-3*	9-4-2	10-5-1	70,015	5,001	105,384	6,199
2007	13-17-3	5-9-2	8-8-1	78,306	4,894	90,720	5,670
2008	19-11-3	7-9-2	12-2-1	126,586	7,033	79,717	5,314
2009	12-19-2	4-12-1	8-7-1	71,076	4,181	83,022	5,189
2010	14-14-1	8-6-1	6-8-0	72,568	4,838	72,085	5,149
2011	15-15-1	8-8-0	7-7-1	70,450	4,403	85,059	5,671
2012	11-14-4	6-9-1	5-5-3	126,961	7,935	79,913	6,147
2013	13-16-2	8-8-0	5-8-2	70,232	4,390	79,982	5,332
2014	18-12-2	7-6-1	11-6-1	82,300	5,487	124,222	7,307
2015	14-12-1	9-4-1	5-8-0	70,982	5,070	81,824	6,294
2016	11-14-1	5-9-0	6-5-1	88,531	6,234	81,872	6,823
2017	13-17-5	6-9-3	7-8-2	58,449	3,247	82,049	4,826
2018	15-13-3	9-4-2	6-9-1	58,696	3,913	71,379^	4,758
2019	15-13-1	8-5-1	7-8-0	49,172	3,512	70,749	4,717
2020	12-7-2	7-2-1	5-5-1	34,661	3,466	45,501	3,792
2021	14-5-5	7-2-3	7-3-2	15,598	1,300	18,473	1,421
2022	7-7-0	4-3-0	3-4-0	20,020	2,860	23,843	3,406
2023	7-16-4	4-7-2	3-9-2	43,128	3,318	61,454	4,390
ALL-TIME	417-448-54	210-209-29	207-229-25	2,134,294	4,764	2,131,320	4,623

FRONT OFFICE

FIELD STAFF

PLAYERS

CLUB HISTORY

SEASON IN REVIEW

OPPONENTS

GENERAL INFORMATION

SPRING TRAINING RECORDS & HISTORY

BATTING

GAMES		RUNS		HITS		DOUBLES					
30	Matt den Dekker	2017	18	Juan Pierre	2003	28	Hanley Ramirez	2008	11	Miguel Cabrera	2004
29	Peter Mooney	2018	18	Abraham Nuñez	2004	27	Scott Pose	1993	10	Hanley Ramirez	2010
28	Brandon Barnes	2017	18	Luis Castillo	1997	26	Jorge Cantu	2008	10	Jorge Cantu	2008
28	Ryan Jackson	2017	16	Jeremy Hermida	2009	26	Eric Owens	2002	9	Mike Lowell	2002
28	Eric Reed	2006	16	Mike Jacobs	2006	26	Edgar Renteria	1997	8	Mike Jacobs	2006
28	Yadiel Rivera	2018	16	Hanley Ramirez	2006	25	Abraham Nuñez	2004	8	Derrek Lee	1998
27	Five players tied		16	Ivan Rodriguez	2003	25	Juan Pierre	2003	7	Eight Players Tied	
			16	Gary Sheffield	1997	24	Seven Players Tied				
			15	Four Players Tied							

TRIPLES		HOME RUNS		RUNS BATTED IN		STOLEN BASES					
4	Jordany Valdespin	2015	10	Abraham Nuñez	2004	23	Gary Sheffield	1997	12	Luis Castillo	1997
4	Hanley Ramirez	2006	7	Bobby Bonilla	1997	21	Abraham Nuñez	2004	10	Eric Reed	2006
3	Dee Gordon	2016	6	Ramon Castro	2004	18	Ivan Rodriguez	2003	8	Juan Pierre	2003
3	Chris Coghlan	2010	6	Cliff Floyd	2001	18	Kevin Millar	2002	7	Dee Gordon	2015
3	Emilio Bonifacio	2009	5	Nine Players Tied		18	Josh Booty	1998	7	Juan Pierre	2004
3	Jeff Conine	1997				17	Michael Morse	2015	6	Hanley Ramirez	2007
2	17 Players Tied					17	R. Abercrombie	2006	6	Eric Owens	2002
						17	Hee-Sop Choi	2004	6	Mark Kotsay	1998
						16	Three Players Tied		6	Devon White	1996
									5	Eight Players Tied	

PITCHING

GAMES		WINS		LOSSES		SAVES					
14	Matt Perisho	2004	4	Brad Penny	2004	4	Scott Olsen	2007	6	Joe Nelson	2008
13	Guillermo Mota	2005	3	17 Players Tied		4	A.J. Burnett	2005	3	Hunter Cervenka	2017
13	Nate Bump	2004				4	Josh Beckett	2004	3	Javy Guerra	2017
12	Seven Players Tied					4	Livan Hernandez	1998	3	Guillermo Mota	2005
						3	18 Players Tied		3	Oscar Henriquez	1998
									3	Dennis Cook	1997
									2	18 Players Tied	

HITS		RUNS		EARNED RUNS		STRIKEOUTS					
47	Anibal Sanchez	2009	30	Jesus Sanchez	2001	28	Jesus Sanchez	2001	32	A.J. Burnett	2002
42	Josh Beckett	2004	23	A.J. Burnett	2005	19	A.J. Burnett	2005	30	John Burkett	1996
38	John Burkett	1996	20	Felix Heredia	1998	19	Felix Heredia	1998	29	Josh Johnson	2009
37	A.J. Burnett	2005	19	Anibal Sanchez	2009	18	Josh Beckett	2004	26	Josh Beckett	2004
37	Jesus Sanchez	2001	19	Livan Hernandez	1999	18	Zac Gallen	2018	25	Dontrelle Willis	2005
36	Josh Johnson	2009	18	Eight Players Tied		17	Anibal Sanchez	2010	24	José Fernández	2016
34	Chris Hammond	1994				17	Livan Hernandez	1999	24	Josh Johnson	2012
33	Ryan Bowen	1994				17	Chris Hammond	1994	24	Josh Beckett	2005
33	Mike Myers	1993				17	Wei-Yin Chen	2019	23	A.J. Burnett	2005

TEAM RECORDS

WINS		LOSSES		TIES		WINNING PERCENTAGE	
26	1997	22	1996	5	2017	.839	1997
19	2008	22	1995	4	2023	.613	2006
19	2006	20	2005	4	2012	.576	2008
18	2014	19	2009	4	2002	.571	2001
16	2004	19	2000	3	2008	.563	2014
16	2001	18	2002	3	2007	.536	2018
15	2018	18	1999	3	2006	.519	2015
15	2019			3	2018		

HOME WINS		HOME LOSSES		ROAD WINS		ROAD LOSSES	
13	1997	12	2009	13	1997	13	1995
9	Six times	11	1996	12	2008	11	2000
		10	Four times	11	2014	11	1996
				10	2006	11	1993
				8	Four Times		

FRONT OFFICE

FIELD STAFF

PLAYERS

CLUB HISTORY

SEASON IN REVIEW

OPPONENTS

GENERAL INFORMATION